



Notice of Meeting:

I hereby give notice that an ordinary Meeting of the Traffic, Speed Limit and Road Closure Hearings Panel will be held on:

Date: Wednesday 21 May 2025
Time: 9:30 am and via Audio-Visual Link
Meeting Room: Council Chamber
Venue: Municipal Building, Garden Place, Hamilton

Lance Vervoort
Chief Executive

Traffic, Speed Limit and Road Closure Hearings Panel

Te Pae mo ngaa take Huarahi

OPEN AGENDA

Membership

Chairperson Cr Emma Pike
Heamana

Members Deputy Mayor Angela O'Leary
Cr Anna Casey-Cox
Cr Ewan Wilson
Cr Geoff Taylor
Cr Louise Hutt
Cr Maxine van Oosten
Cr Tim Macindoe

Quorum: Three members

Meeting Frequency: As required

Amy Viggers
Mana Whakahaere
Governance Lead

12 May 2025

Telephone: 07 838 6699
Amy.Viggers@hcc.govt.nz
www.hamilton.govt.nz

Purpose

1. To conduct fair and effective hearings and make determinations on objections relating to the Traffic Bylaw, Speed Limit Bylaw, and proposals for temporary closure of any road.

The Traffic, Speed Limit and Road Closure Hearings Panel is delegated the following Terms of Reference and powers:

Terms of Reference:

2. To consider and determine traffic and speed limit related matters, including those detailed in the Traffic Bylaw and Speed Management Plan, including hearing any submissions relating to those proposed changes.
3. To hear and determine statutory or regulatory hearings and make determinations on objections relating to proposals for the temporary closure of any road.

ITEM	TABLE OF CONTENTS	PAGE
1	Apologies – <i>Tono aroha</i>	4
2	Confirmation of Agenda – <i>Whakatau raarangi take</i>	4
3	Declarations of Interest – <i>Tauaakii whaipanga</i>	4
4	Confirmation of the Traffic, Speed Limit and Road Closures Hearings Panel Unconfirmed Open Minutes 2 April 2025	5
5	Speed Limit Consultation for Cobham Drive (Tristram Street - Normandy Avenue)	8
6	Parking Restrictions and Traffic Bylaw Changes	37

1 Apologies – *Tono aroha*

2 Confirmation of Agenda – *Whakatau raarangi take*

The Committee to confirm the agenda.

3 Declaration of Interest – *Tauaakii whaipanga*

Members are reminded of the need to be vigilant to stand aside from decision making when a conflict arises between their role as an elected representative and any private or other external interest they might have.

Council Report

Item 4

Committee: Traffic, Speed Limit and Road Closure Hearings Panel **Date:** 21 May 2025

Author: James Winston II **Authoriser:** Michelle Hawthorne

Position: Governance Advisor **Position:** Governance and Assurance Manager

Report Name: Confirmation of the Traffic, Speed Limit and Road Closures Hearings Panel Unconfirmed Open Minutes 2 April 2025

Report Status	<i>Open</i>
----------------------	-------------

Staff Recommendation - *Tuutohu-aa-kaimahi*

That the Traffic, Speed Limit and Road Closure Hearing Panel confirm the Open Minutes of the Traffic, Speed Limit and Road Closure Hearing Panel Meeting held on 2 April 2025 as a true and correct record.

Attachments - *Ngaa taapirihanga*

Attachment 1 - Traffic, Speed Limit and Road Closure Hearing Panel Meeting Unconfirmed Open Minutes 2 April 2025.

Traffic, Speed Limit and Road Closure Hearings Panel 2 APRIL 2025 - OPEN



Traffic, Speed Limit and Road Closure Hearings Panel

Te Pae mo ngaa take Huarahi

OPEN MINUTES

Minutes of a meeting of the Traffic, Speed Limit and Road Closure Hearings Panel held in Council Chamber, Municipal Building, Garden Place, Hamilton on Wednesday 2 April 2025 at 9:30 am.

PRESENT

Chairperson <i>Heamana</i>	Cr Emma Pike
Members	Deputy Mayor Angela O'Leary Cr Anna Casey-Cox Cr Ewan Wilson Cr Geoff Taylor Cr Louise Hutt Cr Maxine van Oosten Cr Tim Macindoe

The meeting was open by karakia.

1. **Apologies – *Tono aroha***
There were no apologies .
2. **Confirmation of Agenda – *Whakatau raarangi take***
Resolved: (Cr Pike /Cr van Oosten)
That the Traffic, Speed Limit and Road Closure Hearing Panel to confirm the agenda
3. **Declarations of Interest – *Tauaakii whaipanga***
No members of the Council declared a Conflict of Interest.
4. **Confirmation of the Traffic, Speed Limit and Road Closure Hearings Panel Open Minutes 12 March 2025**
Resolved: (Cr Pike/Cr Macindoe)
That the Traffic, Speed Limit and Road Closure Hearing Panel confirm the Open Minutes of the Traffic, Speed Limit and Road Closure Hearing Panel Meeting held on 12 March 2025 as a true and correct record.

Cr Wilson joined the meeting (9.35am) during the discussion of the above item.

Traffic, Speed Limit and Road Closure Hearings Panel 2 APRIL 2025 - OPEN

5. Speed Limit Change for Wairere Drive - Submissions and Hearings

The following members of the public spoke to their submissions

Liam Carter (Ride Your Trike NZ) spoke to his submission in support of the speed limit reduction changes highlighting data indicating lower speed limits decreases accidents for the greater community..

Rudi du Plooy spoke to his submission in opposition to the speed limit reduction highlighting that lowering the speed limit would disrupt the flow of traffic in the area without providing any safety benefits.

Raymond Mudford (Grey Power Hamilton) spoke to his submission in opposition to the speed limit reduction as the current road conditions are inadequate and any speed reduction will only exacerbate the congestion issues in the area.

Neil Shaw spoke to his submission in support to the speed limit reduction changes highlighting that observance of multiple accidents, noise complaints and lacks sufficient police presence. He proposed the installation of speed monitoring cameras.

Geoff Kreegher spoke to his submission in opposition to the speed limit reduction highlighting pointed out that consultation processes and resource consents have different conditions outlined.

The meeting was adjourned during discussion of the above item from 10.10am to 10.21am.

Jackson Fankhauser (Via Zoom) spoke to his submission in support to the speed limit reduction changes highlighting the current speed limit is no longer appropriate with the increase in housing density and commercial developments.

John McDonald-Wharry spoke to his submission highlighting issues with the consultation document presented to the public proposing changing the resource consent.

The Network & Systems Operations Manager summarized points to be included in the 30 April Council Deliberations report. Members requested the following points be included in the deliberations report:

- i. Why the scope of the proposed speed limit change exceeds the requirements of the resource consent;
- ii. Opportunities for managing traffic light phasing on Wairere Drive to alleviate congestion after implementing additional signals at Karewa Drive; and
- iii. The process, costs, and risks associated with revisiting the resource consent requirements regarding the speed limit change..

Resolved: (Cr/Cr)

That the Traffic, Speed Limit and Road Closure Hearings Panel:

- a) receives the report;
- b) hears and considers public submissions regarding the consultation process, held for the proposal to lower the speed limit on a section of Wairere Drive under Section 83 of the Local Government Act 2002, undertaken from 24 January to 7 March 2025; and
- c) notes that a Deliberations and Adoption report that includes feedback from the consultation and hearings will be brought to the 30 April 2025 Council meeting.

Cr Wilson retired from the meeting 10.32 during the above item. He was not present when the matter was voted on.

The meeting was closed with a karakia

The meeting was declared closed at 10.38 am

Page 2 of 2

Item 4

Attachment 1

Council Report

Committee: Traffic, Speed Limit and Road Closure Hearings Panel **Date:** 21 May 2025

Author: Robyn Denton **Authoriser:** Andrew Parsons

Position: Network and Systems Operations Manager **Position:** General Manager Infrastructure and Assets

Report Name: Speed Limit Consultation for Cobham Drive (Tristram Street - Normandy Avenue)

Report Status	Open
---------------	------

Purpose - Take

- 1. To inform the Traffic, Speed Limit and Road Closure Hearings Panel on the outcome of the consultation completed for the proposal to retain the 60km/h speed limit on Cobham Drive for the section between Normandy Avenue and Tristram Street.
- 2. To seek a decision from the Traffic, Speed Limit and Road Closure Hearings Panel on the proposal to retain the 60km/h speed limit on Cobham Drive.

Staff Recommendation - Tuutohu-aa-kaimahi

- 3. That the Traffic, Speed Limit and Road Closure Hearings Panel:
 - a) receives the report;
 - b) hears and considers public submissions regarding the consultation process, held for the proposal to lower the speed limit on a section of Wairere Drive under Section 83 of the Local Government Act 2002, undertaken from 17 March to 30 April 2025; and
 - c) approves **Option 1**.

Executive Summary - Whakaraapopototanga matua

- 4. The Land Transport Rule: Setting of Speed Limits 2024, was notified in the Gazette on 30 September 2024 and came into force on 30 October 2024.
- 5. The Speed Limits Rule 2024 included a section on Transitional Provisions requiring a review of speed limits set since 31 December 2019 on ‘Specified Roads’.
- 6. Two Urban Connector sites were identified (part of Ruakura Road and part of Cobham Drive) as requiring changes and the [11 March 2025](#) Infrastructure and Transport Committee resolved to proceed with the speed limit change on Ruakura Road back up to 60km/h but to consult on the option for retaining the current 60km/h speed limit on Cobham Drive.

7. Consultation on the proposed speed limit change for Cobham Drive was completed between 17 March and 30 May 2025 and utilised a variety of media, based upon the key messages included in the [Consultation Document](#).
8. There were two options presented in the consultation document:
 - i. **Option One:** keep the existing lower 60km/h.
 - ii. **Option Two:** lift the speed limit back up to 80km/h.
9. The [Have Your Say](#) submission system was used to capture feedback on the proposed speed limit change and during the consultation period we received a total of 1621 responses (1613 from individuals and 8 from groups, businesses or organisations).
10. Results of the consultation are summarised in the 'Cobham Drive Speed Limit Reduction: Insights Report,' which is included as **Attachment 1** to this report.
11. Just over half (58%) of the submissions received were in support of the speed limit changing back to the higher 80km/h level. 37 of the submitters indicated that they wished to present their submission in person to this Panel meeting – 35 individuals and 2 representatives from groups/organisations.
12. The key issues raised in the submissions supporting (41%) **Option 1** proposal to retain the lower speed limit on a section of Cobham Drive were:
 - i. reducing the speed would make travel along this route safer in general.
 - ii. the features of the road mean a lower speed is warranted such as blind corners and merging lanes north into the central city and south off Anzac Parade and Hillsborough Terrace; and
 - iii. an 80km/h speed limit would not significantly impact travel times or be 'worth it'.
13. The key issues raised in the submissions supporting (58%) **Option 2** proposal to raise the speed limit on a section of Cobham Drive were:
 - i. many in the community drive at 80km/h anyway so it should be lifted back to reflect current behaviour;
 - ii. think 80km/h would improve traffic flow and reduce travel times; and
 - iii. believe 80km/h is appropriate for the road type/use and design (e.g. main route, median, safe pathway for pedestrians/cyclists and no houses nearby).
14. There were 1% of submissions that did not support either of the two options provided in the consultation document and commented that they would prefer a 70km/h speed limit instead.
15. Subsequent to the 11 March 2025 Infrastructure and Transport Committee meeting, the NZ Transport Agency advised that they were undertaking formal review of speed limits on several state highways that they had previously intended to just reverse the speed limits in accordance with the 2024 Speed Limits Rule.
16. These sites included two sections of state highway within the city:
 - i. SH1C – to retain the existing 60km/h speed limit between Lorne Street through to just west of Howell Avenue instead of raising this back up to 80km/h; and
 - ii. SH26 Morrinsville Road – to retain the existing section of 50km/h between SH1C Cambridge Road through to northeast of Berkley Avenue near Te Ara Hou Village.
17. Hamilton City Council have submitted in support of retaining the existing speed limits at both sites based on the improved safety performance of these sites since the speed limits were lowered.

18. The results of the NZTA consultation are not available at the time of writing this report, with the consultation period closing on 14 May 2025. Staff will aim to provide a verbal update at the meeting on the indicative results of this consultation.
19. Staff recommend the approval of the proposal to retain the lower the speed limit on the section of Cobham Drive between Tristram Street and Normandy Avenue.
20. The recommendation is made on the basis that:
 - i. current mean travel speed is 62km/h (based on information held in the NZ Transport Agency Mega Maps tool) with an average of 23,000 vehicles using this section of road on a daily basis;
 - ii. alignment of the road has reverse curves that have a recommended speed of 65km/h for north bound traffic and 75km/h for south bound traffic;
 - iii. area is prone to flooding and the risk of aquaplaning is reduced with the lower speeds through this area;
 - iv. often long queues of traffic in both the morning and evening peaks which are partially hidden around the tight reverse curves;
 - v. significant reduction in crashes on this section of road since the new speed limit was introduced;
 - vi. travel time difference between 60km/h and 80km/h over this length is only 18 seconds; and
 - vii. costs will be incurred for signage changes if the lower speed limit is not retained – estimated at \$20,000.
21. If a decision is made to change the speed limit back to 80km/h, all costs associated with the changes to the speed limit signage will be met from the Minor Transport Improvements Programme. The NZ Transport Agency have recently approved co-investment funding (51%) to assist with the costs of speed limit changes associated with the new Speed Limits Rule.
22. Given the statutory requirement to consult, staff have not considered the key considerations under the Significance and Engagement Policy to assess the significance of the recommendations in this report.
23. Staff consider that the recommendations comply with Council's legal and policy requirements and the Land Transport Rule: Setting of Speed Limits 2024 clause 3.8 and section 82 of the Local Government Act 2002.

Background - *Koorero whaimaarama*

24. The [Access Hamilton Strategy](#) (approved at the [9 August 2022](#) Infrastructure Operations Committee) reconfirmed Hamilton City Council's commitment to road safety and has 'A Safe Transport System' as one of its eight objectives.
25. The 2024 Hamilton City Speed Management Plan (approved at the [12 October 2023](#) Council meeting) sets out the desired speed limits for all local (not state highway) roads in the city. The Speed Management Plan also sets out the principles and prioritisation methodology for implementing speed limit changes within the city.
26. On 13 June 2024 The Minister of Transport released [the draft Land Transport Rule: Setting of Speed Limits Rule 2024](#) (Speed Limits Rule 2024) with submissions due by 11 July 2024.

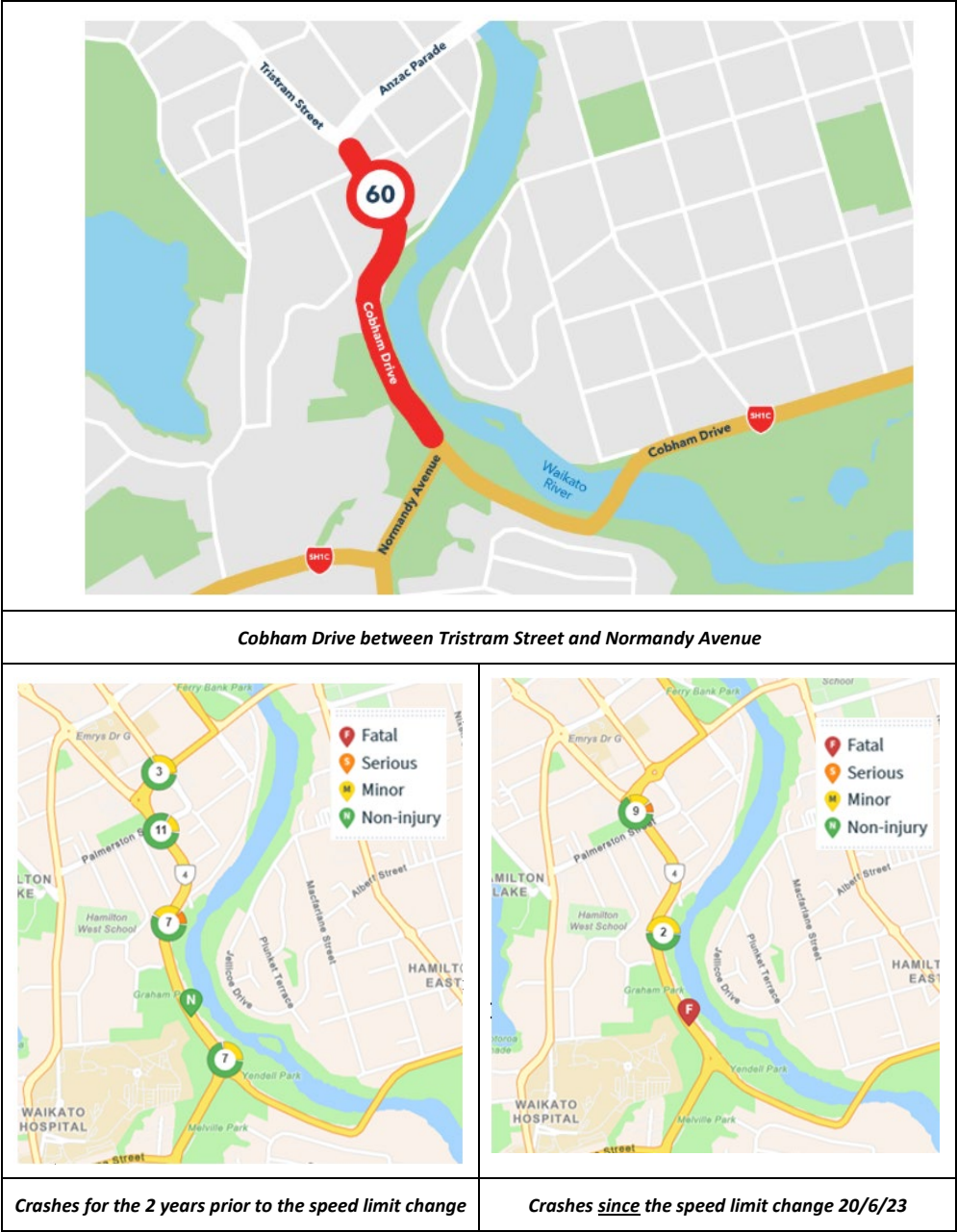
27. The Minister of Transport signed off the final Speed Limits Rule on 28 September 2024, the rule was notified in the Gazette on 30 September 2024 and came into force on 30 October 2024.
28. The Speed Limits Rule 2024 included a section on Transitional Provisions requiring a review of speed limits set since 31 December 2019 on 'Specified Roads'. In late December 2024, the Land Transport Rule: Setting of Speed Limits Amendment 2024 was signed and came into force on 15 January 2025. The amendment brought two additional classes of road into the transitional provisions in Schedule 2 of the Principal Rule.
29. A review of speed limit changes within Hamilton City identified speed limits on roads were impacted by the Transitional Provisions (including the amendment) which fitted into the following categories:
 - i. schools with permanent 30km/h speed limits; and
 - ii. urban connectors.
30. The speed limits for schools have been completed and the changes came into effect for the 12 affected schools for the start of Term 2 (28 April 2025).
31. Two Urban Connector sites were identified (part of Ruakura Road and part of Cobham Drive) as requiring changes and at the [11 March 2025](#) Infrastructure and Transport Committee staff recommended that public consultation be undertaken to retain the current speed limits for these sites.
32. The [11 March 2025](#) Infrastructure and Transport Committee resolved:

Resolved: (Cr Taylor/Deputy Mayor O'Leary)
That the Infrastructure and Transport Committee:

- a) receives the report;
- b) approves **Option A** as outlined in the staff report and the Draft Consultation Document (**Attachment 3** of the staff report) for on Cobham Drive (between Tristram Street and Normandy Avenue, subject to any minor amendments and feedback from this meeting, and **option B** to Lift the speed limits back to their previous (higher) level for Ruakura Road (between Wairere Drive and the future East Transport Corridor intersection);
- c) approves consultation to be completed between 17 March and 30 April 2025 in accordance with the requirements of the Speed Limits Rule 2024 utilising the 'alternative method proposal' including the cost benefit disclosure statement; and
- d) notes that:
 - i. the results of the consultation and verbal submissions will be presented to the 21 May 2025 Traffic, Speed Limits and Road Closures Hearings Panel meeting for deliberation and approval before seeking final approval from the Director of NZ Transport Agency;

33. The necessary changes to the National Speed Limit Register and signage for Ruakura Road is in the process of being organised and will be in place for the required change date of 1 July 2025.
34. The extent of change required by the Transitional Provisions for Cobham Drive is shown in **Table 1** below along with crash information for this section.

Table 1: information on extent of Cobham Drive speed limit change and crashes



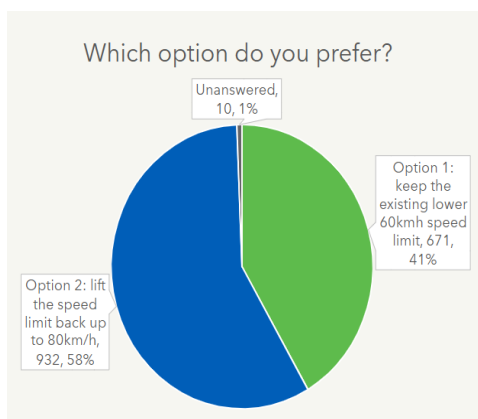
- 35. The consultation on the speed limit on Cobham Drive was completed 17 March to 30 April 2025.
- 36. Two options were considered within the Consultation Document and staff recommended **Option One**: keep the existing lower 60km/h.
- 37. Technically this is viewed as a speed limit change in accordance with the Speed Limits Rule 2024 and the Agency has advised that to change speed limits in the absence of a new Speed Management Plan, we are best to work through ‘an alternative method proposal’ in accordance with section 2.6 of the Speed Limits Rule 2024 for this site.

38. To complete the 'alternative method proposal' Council is required to:
 - i. meet the consultation requirements in clause 3.8 of the Speed Limits Rule 2024;
 - ii. include in the consultation documents the cost benefit disclosure statement for each proposed speed limit and an explanation of how we considered the road safety aspects of the Government Policy Statement on land transport; and
 - iii. publish a summary of submissions after consultation closes, explaining how we took submissions into account.
39. Once the steps above have been completed, Council must submit the 'Alternative Method Proposal' to the New Zealand Transport Agency Director (using the template document) for approval before changing the speed limit.
40. This report provides the information on the results of the consultation work that has been completed for the section of Cobham Drive and recommends that the lower speed limit be retained.
41. Information is also provided on a parallel consultation process that the NZ Transport Agency announced on 17 March 2025 for the adjacent section of Cobham Drive (SH1C) along with SH26 Morrinsville Road.

Discussion – *Matapaki*


42. The [Consultation Document](#) approved at the 11 March 2025 Infrastructure and Transport Committee meeting formed the basis of the public consultation that was required to be undertaken in accordance with the Consultation Procedure set out in section 82 of the Local Government Act 2002 and section 3.8 in the Speed Limits Rule 2024.
43. Formal engagement and consultation were undertaken from 17 March to 30 April 2025.
44. The purpose of this engagement was to ask our community for feedback around the proposal to retain the existing 60km/h speed limit on Cobham Drive between Tristram Street and Normandy Avenue.
45. The public consultation strategies included:
 - i. printed copies of the survey were made available in our city libraries and Council building foyer;
 - ii. digital advertising running across Council's Facebook and LinkedIn accounts;
 - iii. media release informing readers about the consultation;
 - iv. a public notice and ¼ page advertisement in the newspaper; and
 - v. variable message boards (on trailers) on Cobham Drive.
46. During the consultation period we received a total of 1621 responses.

- 58% of the submissions were supportive of lifting the speed limit back up
- 41% supported keeping the lower speed limit
- 1% of submissions did not support either of the two options provided in the consultation document and commented that they would prefer a 70km/h speed limit instead



47. Results of the consultation are summarised in the 'Cobham Drive Speed Limit Reduction: Insights Report' which is included as **Attachment 1**.
48. The key issues raised in the submissions supporting (41%) **Option 1** proposal to retain the lower speed limit on a section of Cobham Drive were:
 - i. reducing the speed would make travel along this route safer in general.
 - ii. the features of the road mean a lower speed is warranted such as blind corners and merging lanes north into the central city and south off Anzac Parade and Hillsborough Terrace.
 - iii. an 80km/h speed limit would not significantly impact travel times or be 'worth it'.
49. The key issues raised in the submissions supporting (58%) **Option 2** proposal to raise the speed limit on a section of Cobham Drive were:
 - i. many in the community drive at 80km/h anyway so it should be lifted back to reflect current behaviour.
 - ii. think 80km/h would improve traffic flow and reduce travel times.
 - iii. believe 80km/h is appropriate for the road type/use and design (e.g. main route, median, safe pathway for pedestrians/cyclists and no houses nearby).
50. There were 1% of submissions that did not support either of the two options provided in the consultation document and commented that they would prefer a 70km/h speed limit instead.
51. 37 of the submitters indicated that they wished to present their submission in person to this Panel meeting – 35 individuals and 2 representatives from groups/organisations.
52. A table with all submissions can be found on the [Have Your Say](#) page.
53. Staff will review all of the submissions received to gather any comments and requests that are not related to the Cobham Drive speed limit reduction and will use these to assist in the development of future transport improvement programmes.
54. Based on the safety performance of this section of road since the lower speed limit was introduced, staff are recommending that the current lower speed limit is retained. In addition, it is also noted that:
 - i. This section of Cobham Drive has a section of tight reverse curves which have a advisory speeds of 65km/h for north bound traffic and 75km/h for south bound traffic as shown in **Figure 1** below;

Figure 1: images of Cobham Drive reverse curve advisory speeds



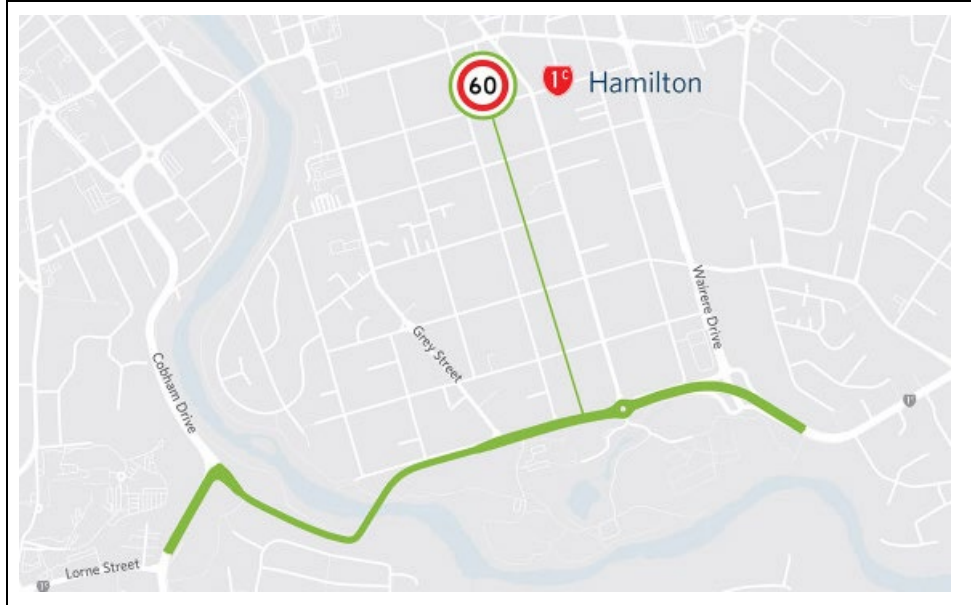
- ii. This area is prone to flooding and the risk of aquaplaning is reduced with the lower speeds through this area;
- iii. There are often long queues of traffic in both the morning and evening peaks which are partially hidden around the tight reverse curves;
- iv. The current mean travel speed is 62km/h (based on information held in the NZ Transport Agency MegaMaps tool) with an average of 23,000 vehicles using this section of road on a daily basis;
- v. The lower speed limit has minimal impact on travel times (18 seconds) which are more likely to be influenced by the queuing during peaks hours and the intersection controls (roundabout and traffic signals) at either end; and
- vi. There will be costs incurred for signage changes if the lower speed limit is not retained – estimated at \$20,000.

State Highway Speed Limit Changes

- 55. The NZ Transport Agency have also had to work through the Transitional Provisions of the Speed Limits Rule 2024, and as a result, the Minister of Transport [announced](#) on 29 January 2025 numerous urban connectors which would automatically reverse back to their previous higher speed limit by 1 July 2025.
- 56. The state highway network within Hamilton City was included in the list of sites – reversing the speed limit changes that had previously come into effect on [10 December 2021](#).
- 57. Following publication of NZTA’s list of auto-reversal locations in January 2025, the Agency received feedback on a number of urban connectors where the community was strongly in support of keeping the current lower speed limits, instead of seeing them reversed.
- 58. Following careful consideration of this feedback and past evidence of community support, NZTA announced on 17 March 2025 that they would consult with the community from early April 2025 to keep the lower speed limits on specific state highway sections across New Zealand (as part of the central Governments new speed limit rules) before making a decision.
- 59. The consultation period closed on 14 May 2025 and further information is available on the NZTA [website](#).
- 60. There were two sites within Hamilton City which were included in this additional consultation process

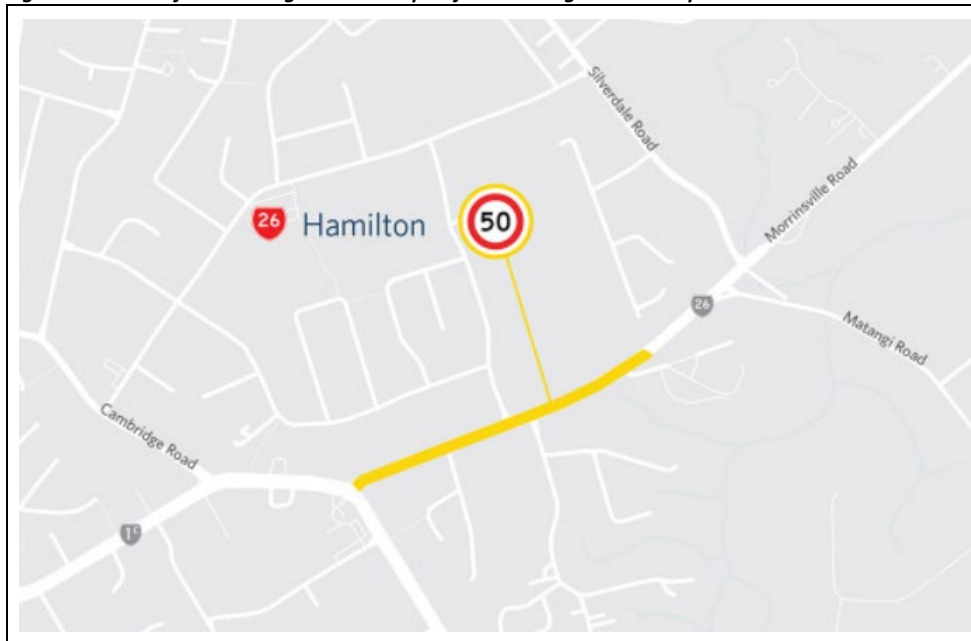
- i. SH1C – to retain the existing 60km/h speed limit between Lorne Street through to just west of Howell Avenue instead of raising this back up to 80km/h as shown below in **Figure 2**;

Figure 2: Extent of SH1C being consulted upon for retaining the lower speed limit



- ii. SH26 Morrinsville Road – to retain the existing section of 50km/h between SH1C Cambridge Road through to northeast of Berkley Avenue near Te Ara Hou Village as shown in **Figure 2** below:

Figure 2: Extent of SH26 being consulted upon for retaining the lower speed limit



61. Staff had been working with NZTA staff to ensure that the SH26 Morrinsville Road Fit for Purpose Improvement project is still able to proceed as planned – including the speed limit changes proposed as part of the business case.
62. The longer term speed limit change work for (SH26) Morrinsville Road is continuing and is a separate exercise to this current consultation process which is focused solely on whether or not the current speed limit will be retained.
63. The results of the NZTA consultation are not available at the time of writing this report, with the consultation period closing on 14 May 2025. Staff will aim to provide a verbal update at the meeting on the indicative results of this consultation.

Financial Considerations - *Whaiwhakaaro Puutea*

64. Funding for the completion of any changes to speed limits was approved as part of the 'Green' programme of Minor Transport Improvements Programme approved at the [28 November 2024](#) Infrastructure and Transport Committee.
65. NZ Transport Agency have subsequently approved co-investment funding of 51% to assist Road Controlling Authorities to make any signage changes required by the Speed Limits Rule 2024.

Legal and Policy Considerations - *Whaiwhakaaro-aa-ture*

66. Staff confirm that the staff recommendations comply with the Council's legal and policy requirements including the requirements of the Land Transport Rule: Setting of Speed Limits 2024.

Climate Change Impact Statement

67. Staff have assessed this option against the Climate Change Policy for both emissions and climate change adaptation. Staff have determined no adaptation or emissions assessment is required and it is not possible to complete a technical assessment for emissions reduction for this proposal.

Wellbeing Considerations - *Whaiwhakaaro-aa-oranga tonutanga*

68. The purpose of Local Government changed on the 14 May 2019 to include promotion of the social, economic, environmental and cultural wellbeing of communities in the present and for the future ('the 4 wellbeings').
69. The subject matter of this report has been evaluated in terms of the 4 wellbeings during the process of developing this report as outlined below.
70. The recommendations set out in this report are consistent with that purpose.

Social

71. Lower speed limits on Cobham Drive will provide safety benefits for those travelling along the section of road.

Economic

72. Economic wellbeing is defined as the capacity of the economy to generate employment and wealth necessary for present and future financial security.
73. If the lower speed limit is retained it will make very minimal difference to travel times. Crashes result in longer delays to road users when they occur.

Environmental

- 74. Environmental wellbeing is defined as the capacity of the natural environment to support, in a sustainable way, the activities that constitute community life.
- 75. There are no known environmental considerations associated with this matter.

Cultural

- 76. Cultural wellbeing is defined as the capacity of communities to retain, interpret and express their shared beliefs, values, customs, behaviours, and identities.
- 77. Early engagement and full consultation were completed with Te Haa o te Whenua o Kirihiroa (THaWK) and Ngaati Wairere for the consultation undertaken for the Speed Management Plan in 2023.
- 78. Ngaati Wairere did respond to this consultation round and were in support of the lower speed limit being retained.
- 79. There are no known cultural considerations associated with this matter.

Risks - *Tuuraru*

- 80. There are no known legal or policy risks associated with the decisions required for this matter in this report.
- 81. The risk associated with not approving the recommendations in this report is that there is likely to be an increase in crashes and greater costs associated with repair of guardrails and signage in this section of road.

Significance & Engagement Policy - *Kaupapa here whakahira/anganui*

- 82. Given the statutory requirement to consult, staff have not considered the key considerations under the Significance and Engagement Policy to assess the significance of recommendations in this report.
- 83. Community views and preferences have been summarised in the insights report **Attachment 1**, following the consultation undertaken for the proposed speed limit change in earlier this year.
- 84. There is a statutory requirement to consult as per legislation outlined below:
 - i. Speed Limits Rule 2024: Section 3.8 Consultation Requirements
 - ii. Local Government Act 2002: Section 82

Attachments - *Ngaa taapirihanga*

Attachment 1 - Cobham Drive Speed Limit Reduction Consultation Insights Report .



Cobham Drive Speed Limit Reduction

Insights Report - May 2025



**Hamilton
City Council**
Te kaunihera o Kirikiriroa

Item 5

Attachment 1

Summary

The aim of this consultation was to seek community feedback on reducing the speed limit on a section of Cobham Drive for safety, between the intersection of Normandy Avenue and Tristram Street, from 80km/h to 60km/h.

- Engagement from 17 March - 30 April 2025
- We heard from 1613 individuals
- We heard from 8 groups, businesses or organisations
- Feedback was mostly captured through an online survey
- We used a Waikato Times print advert, social media, Antenno, and VMS boards (digital signs on the side of the road) on Cobham Drive to reach the community. Key stakeholders were also contacted.



7 May 2025

Cobham Drive Speed Limit Reduction

2

Background

- We previously consulted with the community and reduced the speed limit from 80km/h to 60km/h in 2023 as part of the Hamilton City 2023 Speed Management plan.
- This section of Cobham Drive is a busy road which connects the central city and Hamilton south. An average of 23,000 vehicles use this road every day, and it provides access to key destinations such as Hamilton Gardens, Waikato Hospital and PAK'nSAVE.
- Central Government introduced a new speed limits rule, The Land Transport Rule: Setting of Speed Limits 2024, which requires all Councils to review speed limits changed since 31 December 2019 and reverse any that resulted in a decreased speed limit on certain types of roads.
- Council is proposing to keep the 60km/h speed limit as the lower limit supports the safety of all road users. Crash data shows a 70% decrease since the speed limit was lowered in June 2023.
- To keep the lower speed limit, Council must consult with the community and then apply to NZ Transport Agency for approval.

7 May 2025

Cobham Drive Speed Limit Reduction

3

Item 5

Attachment 1

Processing the feedback

- Any emails or hardcopies were entered into our online survey tool.
- Duplicate responses were combined when name and email matched.
- Any attachments were manually checked.
- Data was split into two categories: individuals and groups/organisations/businesses.
- Anyone who didn't declare their response as personal or from a group, organisation or business was considered as an individual's response.
- Counts and percentages were calculated using Microsoft Excel.
- Initial theming of comments was conducted using Microsoft CoPilot. Every 10th response was then manually coded, cross-referenced and themes were updated, as necessary.
- Using AI tools such as CoPilot allows for quicker reporting times.

7 May 2025

Cobham Drive Speed Limit Reduction

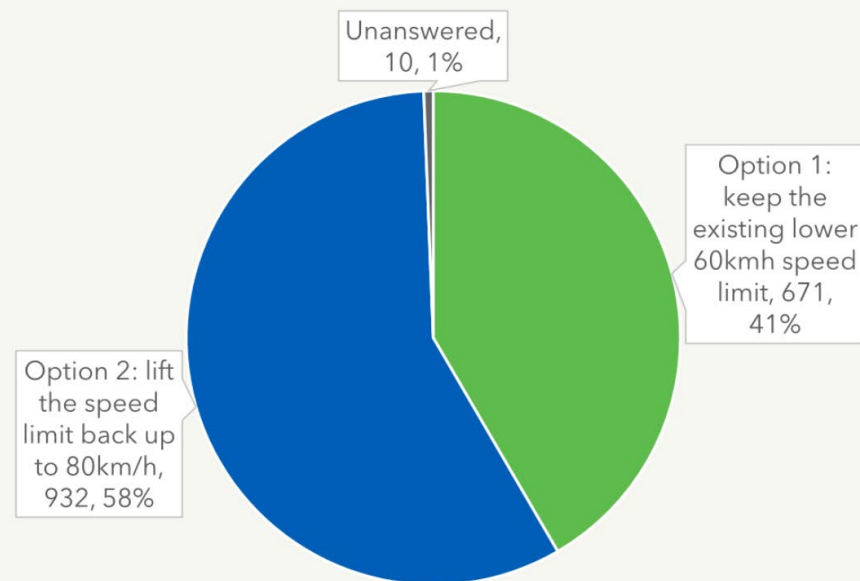
4

What does the community say?

Just over half of the 1613 individual respondents would prefer to see the speed limit raised back to 80km/h

Most people who did not choose an option (n = 10), displayed on the graph as 'unanswered' provided comments that they would prefer 70km/h

Which option do you prefer?



7 May 2025

Cobham Drive Speed Limit Reduction

5

Item 5

Attachment 1

Key themes from Option 1 supporters

Option 1: Keep the existing lower 60km/h speed limit

Of the 671 Option 1 supports, 619 (92%) left comments

Respondents supported the proposal to keep the lower limit because they:

- Believe that reducing the speed would make travel along this route safer in general.
- Believe that features of the road mean a lower speed is warranted such as blind corners and merging lanes north into the central city and south off Anzac Parade and Hillsborough Terrace.
- Believe an 80km/h speed limit would not significantly impact travel times or be 'worth it'.

7 May 2025

Cobham Drive Speed Limit Reduction

6

Key themes from Option 2 supporters

Option 2: Lift the speed limit back up to 80km/h

Of the 932 Option 2 supporters, 762 (82%) left comments

Respondents wanted to lift the speed limit back to 80km/h because they:

- State many drive at 80km/h anyway so it should be lifted back to reflect current behaviour.
- Think 80km/h would improve traffic flow and reduce travel times.
- Believe 80km/h is appropriate for the road type/use and design (e.g. main route, median, safe pathway for pedestrians/cyclists and no houses nearby).

7 May 2025

Cobham Drive Speed Limit Reduction

7

Item 5

Attachment 1

Key findings

- More people supported lifting the speed limit from the existing 60km/h to 80km/h (58%).
- Individuals who supported retaining the 60km/h speed limit were more likely to provide a reason as to their preference (92% compared to 82% of those who would like to see the speed limit increased).
- The key themes for individuals who supported increasing the speed limit believed an increased speed would align with current behaviour, improve flow and was appropriate for the road use, location and design.
- The key themes for individuals who suggested the current 60km/h be retained believed it would be safer, the road had specific features that warranted a lower limit and any change would be unlikely to significantly benefit drivers.

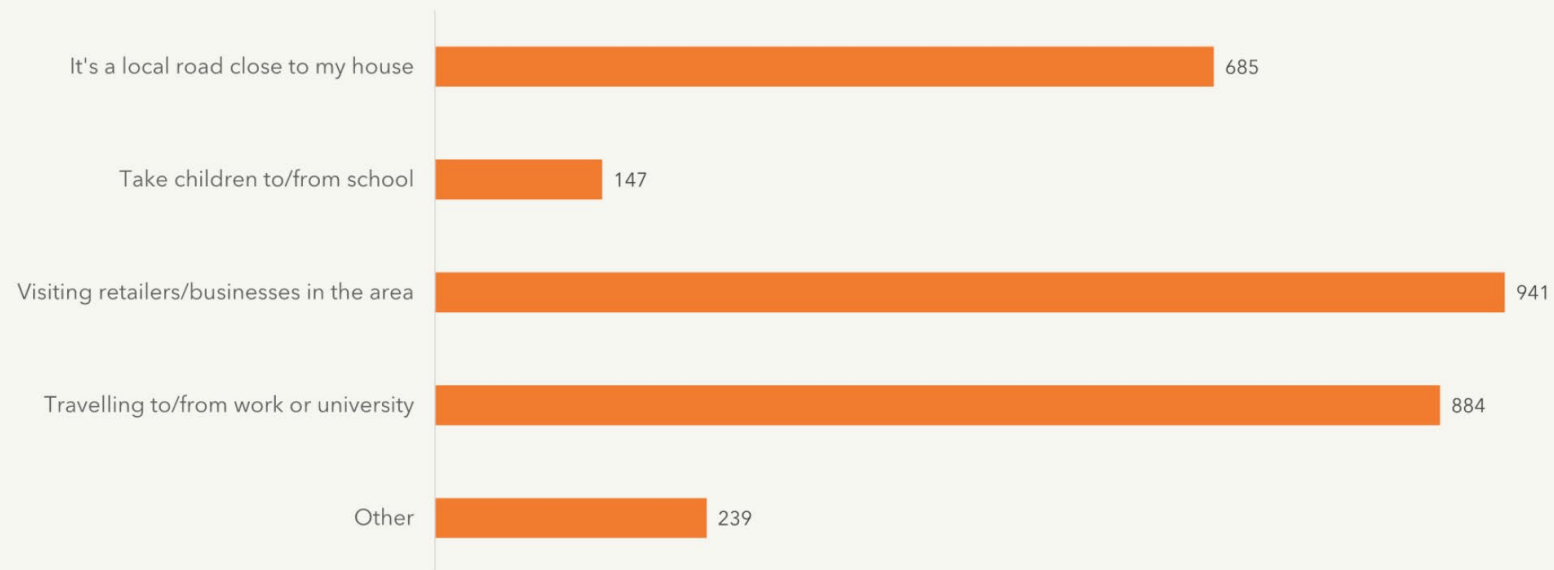
7 May 2025

Cobham Drive Speed Limit Reduction

8

About the respondents

What do you use Cobham Drive for?



Note. Respondents could select multiple uses of Cobham Drive.

7 May 2025

Cobham Drive Speed Limit Reduction

9

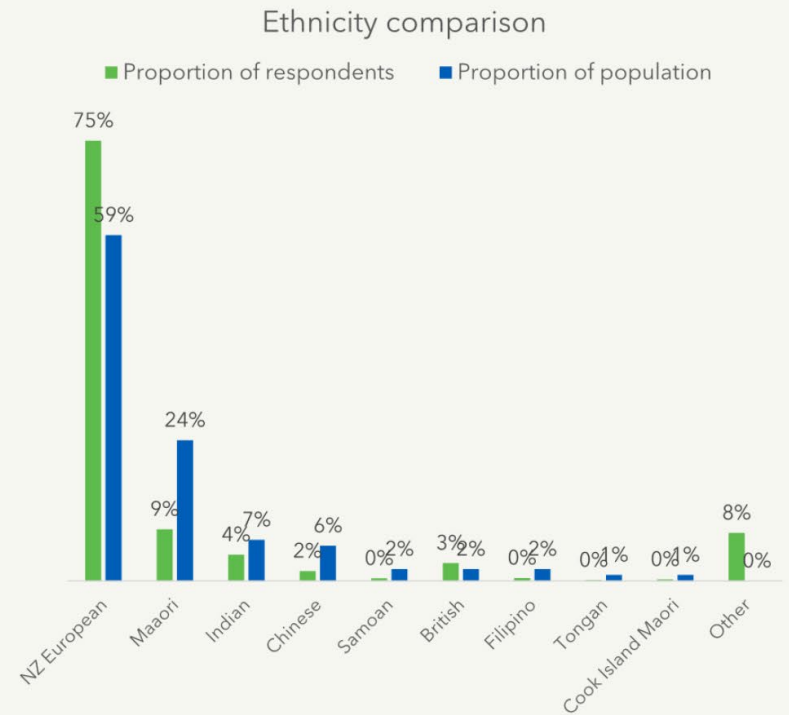
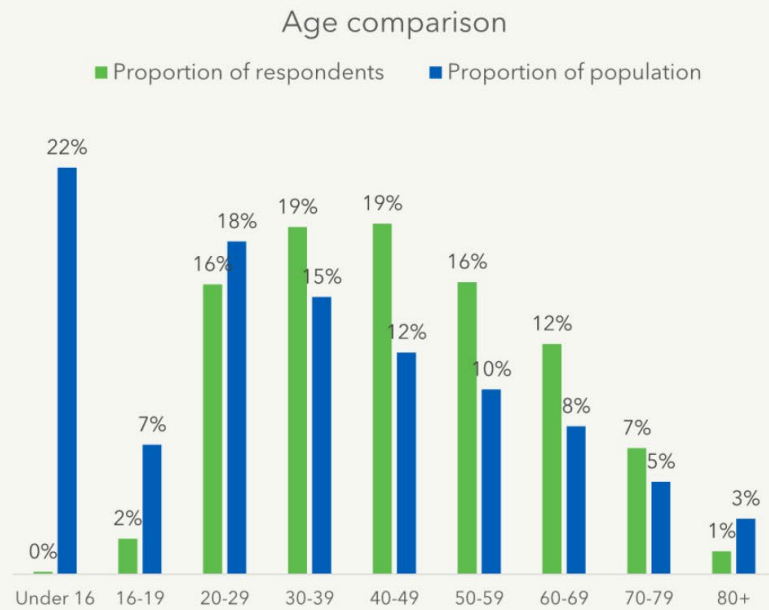
Item 5

Attachment 1

Attachment 1

Item 5

About the respondents



7 May 2025

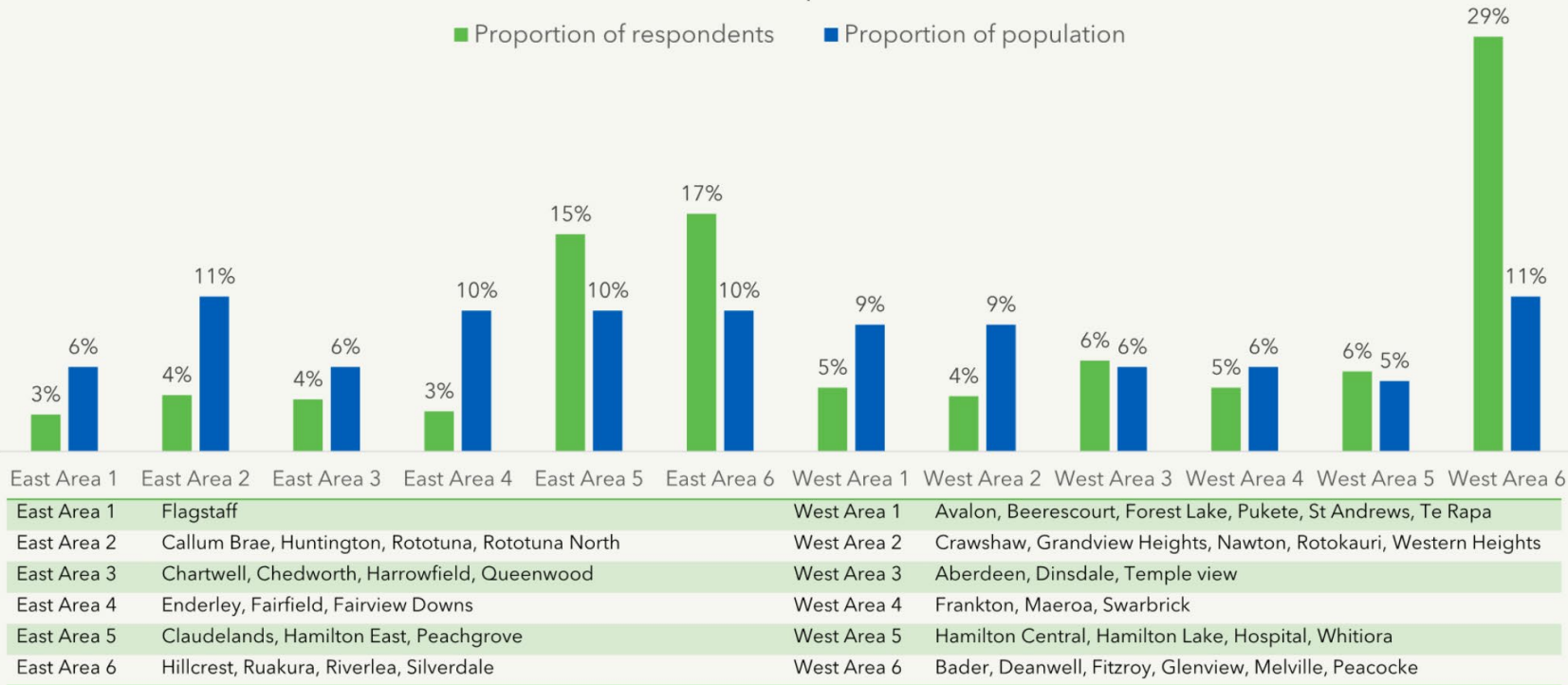
Cobham Drive Speed Limit Reduction

10

About the respondents

Area Comparison

■ Proportion of respondents ■ Proportion of population



7 May 2025

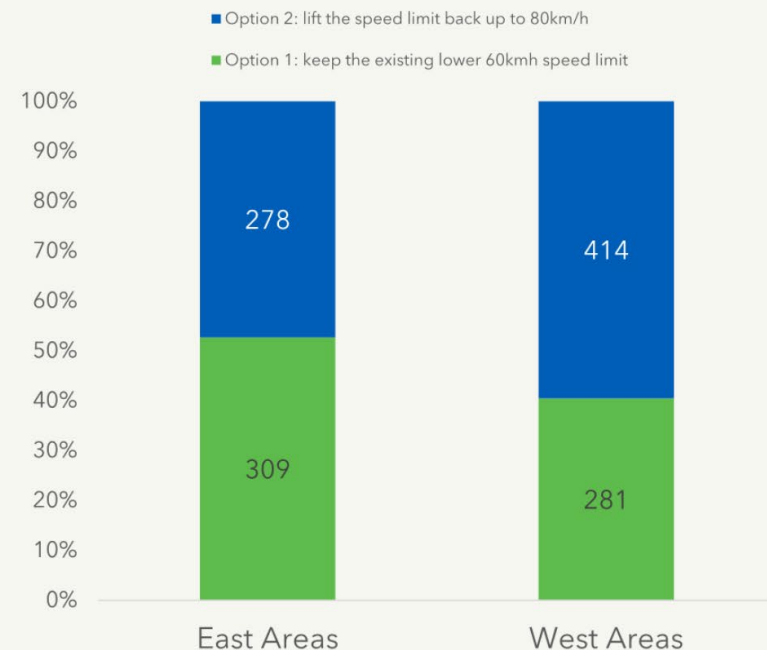
Cobham Drive Speed Limit Reduction

11

About the respondents

- More residents from western suburbs submitted on the consultation with 23% of all individual respondents indicating they are from West Area 6 (Bader, Melville, Peacocke, Fitzroy, Glenview, Deanwell)
- Respondents from the eastern suburbs were more evenly split between option 1 and option 2 with 53% indicating a preference for option 1: keeping the existing lower speed limit
- Respondents from the western suburbs indicated a clear preference for option 2 with 60% of respondents preferring the option of increasing the speed limit from 60km/h to 80km/h

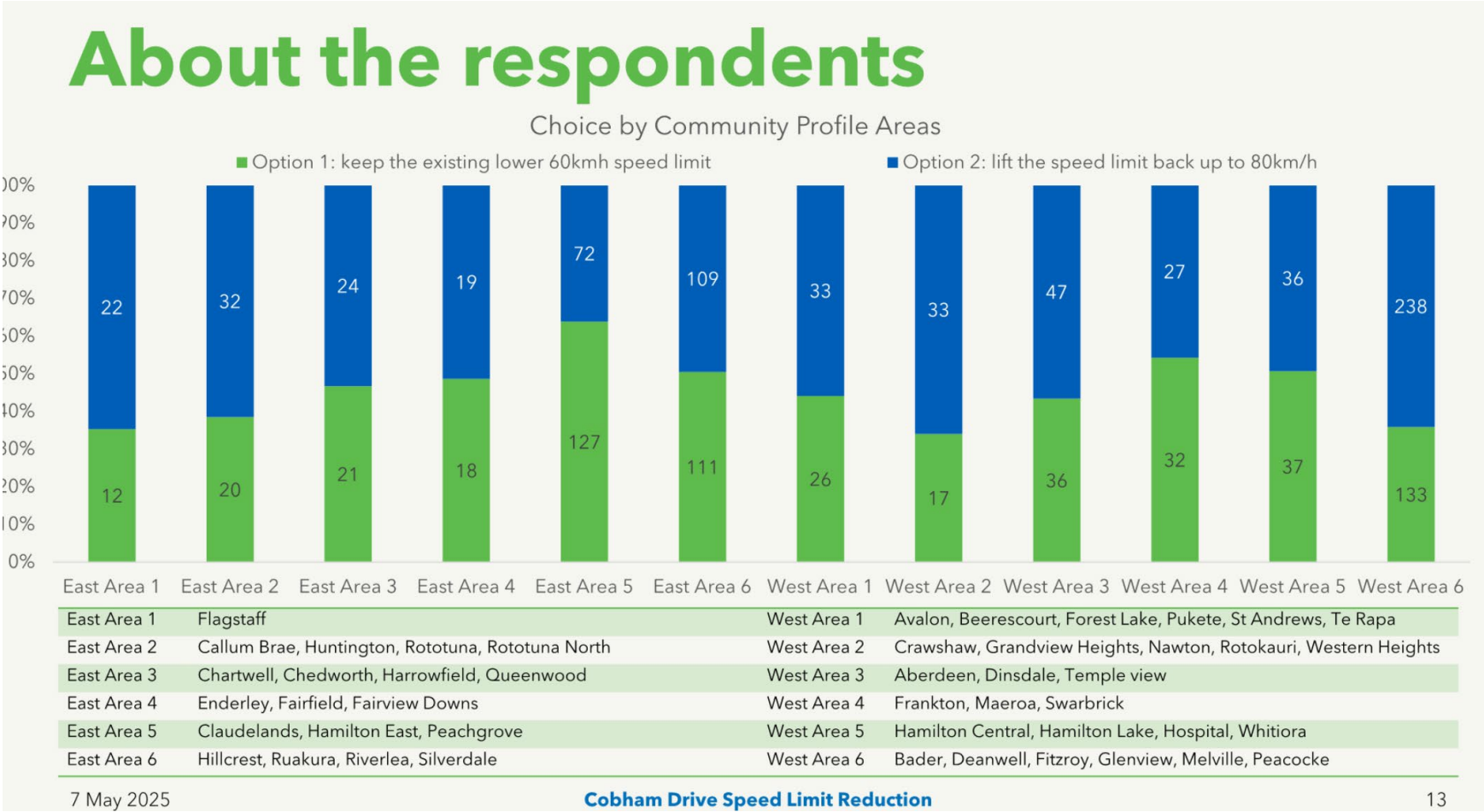
Choice by location



7 May 2025

Cobham Drive Speed Limit Reduction

12



Key findings about the community

- Visiting retailers/businesses was the most common reason for travelling along Cobham Drive (reported by 941 respondents), closely followed by travelling to work or university (884 respondents) and it being a local road (685 respondents).
- 81% of individual respondents indicated they were from Hamilton through identifying what suburb they were from.
- A higher proportion of respondents lived in the southern areas of the city - with the most coming from the West Area 6 area which includes suburbs such as Bader, Melville, Fitzroy, Glenview, Deanwell and Peacocke.
- Respondents in the Eastern suburbs were more evenly split between the two options, whereas the West favoured the higher speed limit option.

7 May 2025

Cobham Drive Speed Limit Reduction

14

Responses from groups, organisations and businesses

- We heard from 8 groups, organisations or businesses
- Seven groups were supportive of retaining the lower speed limit of 60km/h
 - Living Streets Kirikiriroa, Bike Waikato, Sharp Planning Solutions Ltd, Bike ACTION Hamilton, Ngaati Wairere, New Zealand Police and NZ Automobile Association (Waikato District)
- One did not provide a clear choice but comments indicated a preference for 80km/h
 - Ross Pumps

7 May 2025

Cobham Drive Speed Limit Reduction

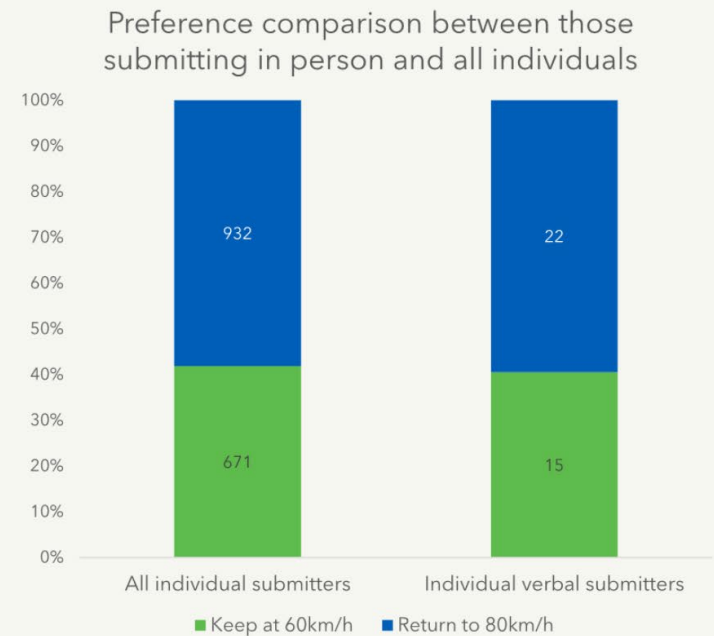
15

Item 5

Attachment 1

Verbal submitters

- 35 individuals indicated they would like to speak directly to Councillors.
- Just under 3 in 5 submitters wanted to see the speed limit returned to 80km/h.
- The preference from those who indicated they would like to speak to their submission was representative of all submitters.
- Two groups indicated they would like to speak directly to Councillors.
- Of the two representatives from groups, one was supportive of keeping the reduced speed limit and one did not provide a clear choice, but comments indicated a preference for 80km/h.



7 May 2025

Cobham Drive Speed Limit Reduction

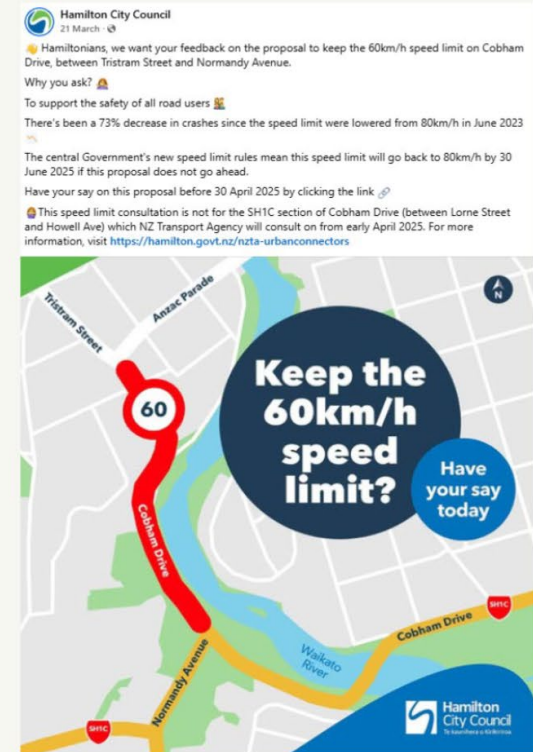
16

Themes from social media

- We received
 - 150 comments on Facebook
 - 6 comments on Instagram
 - 11 comments on LinkedIn
- Majority of the comments across all three platforms supported increasing the speed to 80km/h
 - Many drive at 80km/h so it should be lifted to reflect current behaviour
 - Believe it should not have been reduced in the first place
 - Questioning how genuine Council's consultation is and its decision-making processes

7 May 2025

Cobham Drive Speed Limit Reduction



17

Item 5

Attachment 1

Attachment 1

Item 5

What's next?

Findings will be presented at the Traffic, Speed Limit and Road Closure Hearings Panel on 21 May 2025 where a decision will be made.

A formal application will then be made to NZ Transport Agency Waka Kotahi for approval of the proposed speed limit change.

Council Report

Item 6

Committee: Traffic, Speed Limit and Road Closure Hearings Panel **Date:** 21 May 2025

Author: Robyn Denton **Authoriser:** Tania Hermann

Position: Network and Systems Operations Manager **Position:** Operate & Maintain Unit Director

Report Name: Parking Restrictions and Traffic Bylaw Changes

Report Status	<i>Open</i>
----------------------	-------------

Purpose - *Take*

1. To seek approval from the Traffic, Speed Limit and Road Closure Hearings Panel for the proposed changes to traffic controls throughout Hamilton City.

Staff Recommendation - *Tuutohu-aa-kaimahi*

2. That the Traffic, Speed Limit and Road Closure Hearings Panel:
 - a) receives the report;
 - b) approves the changes to parking restrictions and controls as set out in the table below:

Location	Amendments to current restrictions
Alexandra Street	<ol style="list-style-type: none"> 1. Rescinding 20m 'No Stopping at all times' restriction outside #85 Alexandra Street. 2. Rescinding 16m 'Parking – P\$ - CBD Zone Parking – 8:00AM – 8:00PM – Mon-Fri' restriction outside Union Square parking. 3. Rescinding 8m 'No Stopping at all times' restriction outside Union Square parking. 4. Rescinding 62m 'Parking – P\$ - CBD Zone Parking – 8:00AM – 8:00PM – Mon-Fri' restriction starting outside #31 Alexandra Street and ending outside Union Square parking. 5. Installation of 35m 'No Stopping at all times' restriction starting outside #85 Alexandra Street and ending outside Union Square parking. 6. Installation of 70m 'Parking – P\$ - CBD Zone Parking – 8:00AM – 8:00PM – Mon-Fri' restriction starting outside #31 Alexandra Street and ending outside Union Square parking.
Barrington Drive	<ol style="list-style-type: none"> 1. Rescinding 13m 'No Stopping at all times' restriction outside Te Manatu Park. 2. Rescinding 12.5m 'No Stopping at all times' restriction outside #1 The Ford. 3. Installation of 35m 'No Stopping - at all times' restriction starting outside Te Manatu Park and ending Waikato Waldorf School. 4. Installation of 25m 'No Stopping - at all times' restriction starting outside #1 The Ford and ending outside #74 Barrington Drive.

Item 6

Beale Street	<ol style="list-style-type: none"> 1. Gazette existing 5m 'No Stopping at all times' restriction outside #33 Beale Street. 2. Gazette existing 30m 'No Stopping at all times' restriction outside #33 Beale Street.
Cambridge Road	<ol style="list-style-type: none"> 1. Installation of 5m 'No Stopping - at all times' restriction outside #43 Cambridge Road. 2. Installation of 5m 'No Stopping - at all times' restriction outside #51 Cambridge Road.
Cameron Road (for Chiefs Court)	<ol style="list-style-type: none"> 1. Rescinding 13.5m 'No Stopping at all times' restriction starting outside #65 Cameron Road and ending outside #1 Chiefs Court. 2. Installation of 25m 'No Stopping at all times' restriction starting outside #65 Cameron Road and ending outside #5 Chiefs Court.
Charlies Way	<ol style="list-style-type: none"> 1. Installation of 10m outside #59A Charlies Way.
Dalethorpe Avenue	<ol style="list-style-type: none"> 1. Installation of 10m 'No Stopping at all times' restriction outside #26 Dalethorpe Avenue. 2. Installation of 20m 'No Stopping at all times' restriction outside #14C Dalethorpe Avenue.
Earthmover Crescent	<ol style="list-style-type: none"> 1. Installation of 20m 'No Stopping - at all times' restriction starting outside #21 Earthmover Crescent and ending outside #27 Earthmover Crescent. 2. Installation of 25m 'No Stopping - at all times' restriction starting outside #27 Earthmover Crescent and ending outside #29 Earthmover Crescent.
Higgins Road	<ol style="list-style-type: none"> 1. Rescinding 27.5m 'No Stopping - at all times' restriction starting outside #57 Higgins Road and #59 Higgins Road. 2. Rescinding 18m 'No Stopping - at all times' restriction outside #59 Higgins Road. 3. Rescinding 24m 'No Stopping - at all times' restriction outside #59A Higgins Road. 4. Installation of 20m 'No Stopping - at all times' restriction starting outside #57 Higgins Road. 5. Installation of 10m 'No Stopping - at all times' restriction outside #59 Higgins Road. 6. Installation of 25m 'No Stopping - at all times' restriction outside #59A Higgins Road.
Lake Domain Drive	<ol style="list-style-type: none"> 1. Installation of 15m 'No Stopping - at all times' restriction outside Hamilton Lake. 2. Installation of 5m 'Parking - Mobility Card Holders – P180 – At all times' restriction outside Hamilton Lake.
Masters Avenue	<ol style="list-style-type: none"> 1. Rescinding 20m 'No Stopping at all times' restriction starting outside #9 and ending outside #11 Masters Avenue. 2. Installation of 55m 'No Stopping at all times' restriction starting outside #153 Cambridge Road and ending outside #11 Masters Avenue.
Rawhiti Street	<ol style="list-style-type: none"> 1. Rescinding 9m 'No Stopping at all times' restriction outside #11 Rawhiti Street. 2. Installation of 10m 'Parking - Mobility Card Holders – P120 – At all times' outside #11 Rawhiti Street.
Rifle Range Road	<ol style="list-style-type: none"> 1. Installation of 10m 'Parking - Mobility Card Holders – P60 – At all times' restriction outside Frankton School.
Strowan Avenue	<ol style="list-style-type: none"> 1. Installation of 20m 'No Stopping at all times' restriction outside #26 Dalethorpe Avenue. 2. Installation of 20m 'No Stopping at all times' restriction outside #14C Dalethorpe Avenue.

Tui Avenue	<ol style="list-style-type: none"> 1. Rescinding 20m 'No Stopping at all times' restriction outside Minogue Park. 2. Gazette existing 30m 'No Stopping at all times' restriction outside Minogue Park. 3. Gazette existing 5m 'No Stopping at all times' restriction outside Minogue Park.
Vercoe Road	<ol style="list-style-type: none"> 1. Rescinding 12m 'Bus stop' restriction starting outside #55 Vercoe Road and ending outside #57 Vercoe Road. 2. Installation of 15m 'Bus stop' restriction outside #57 Vercoe Road.

c) approves the following changes to the Traffic Bylaw 2021 Registers:

i. Update Cycle Path Register – Part 1 – Cycle Paths (Shared Paths);

Location	Description	Priority
<u>Akoranga Road</u>	(i) <u>Cycle path on the northern side of Akoranga Road from its intersection with Te Wetini Drive, progressing 380m in east direction towards Gilchrist Street.</u>	<u>Nil</u>
<u>Arthur Porter Drive</u>	(i) <u>Cycle path on the eastern side of Arthur Porter Drive from its intersection with Kiriwai Kaui Drive, progressing 210m in north direction towards Wairere Drive.</u>	<u>Nil</u>
<u>Baverstock Road</u>	(i) <u>Cycle path on the northern side of Baverstock Road from its intersection with Brymer Road, progressing 850m in east direction towards Wexford Rise.</u>	<u>Nil</u>
<u>Brooklyn Road</u>	(iii) <u>Cycle path on the northern side of Brooklyn Road from its intersection with Heaphy Terrace, progressing 630m in east direction towards East Street.</u>	<u>Nil</u>
<u>Brymer Road</u>	(i) <u>Cycle path on the eastern side of Brymer Road from its intersection with Kawariki Road, progressing 1370m in south direction towards Farnborough Road.</u>	<u>Nil</u>
<u>Fifth Avenue</u>	(i) <u>Cycle path on the northern side of Fifth Avenue from its intersection with Tramway Road progressing 30m in east direction towards Wairere Drive.</u> (ii) <u>Cycle path on the southern side of Fifth Avenue from its intersection with Wairere Drive, progressing 50m in west direction towards Tramway Road.</u>	<u>Nil</u>
<u>Grey Street</u>	(ix) <u>Cycle path on the western side of Grey Street from its intersection with Cobham Drive, progressing 60m in north direction towards Brookfield Street</u>	<u>Nil</u>
<u>Kiriwai Kaui Drive</u>	(iii) <u>Cycle path on the western side of Kiriwai Kaui Drive from its intersection with Arthur Porter Drive, progressing 430m in north direction towards Tasman Road</u> (iv) <u>Cycle path on the eastern side of Kiriwai Kaui Drive from its intersection with Tasman Road, progressing 430m in south direction towards Arthur Porter Drive.</u>	

Item 6

Pembroke Street	<p>(i) Southbound cycle lane from the intersection with Tristram Street progressing 39 metres towards the intersection with Clarence St on the eastern side of Pembroke Street. Cycle Path on Southern side of Pembroke Street from its intersection with Tristram Street, progressing 40m in West direction towards Hunter Street.</p> <p>(ii) Southbound cycle lane from the intersection with Thackeray Street progressing 20 metres towards the intersection with Hunter Street on the western side of Pembroke Street. Cycle Path on Northern side of Pembroke Street from its intersection with Tristram Street, progressing 20m in West direction towards Thackeray Street.</p> <p>(iii) Cycle Path on Northern Side of Pembroke Street from its intersection with Tristram Street, progressing 45m in West direction towards Ruakiwi Road.</p>	Nil
<u>Pukete Road</u>	<p>(i) Cycle path on the eastern side of Pukete Road from its intersection with Cullimore Street, progressing 300m in south direction towards Sandwich Road.</p> <p>(ii) Cycle path on the western side of Pukete Road from its intersection with Sandwich Road, progressing 310m in north direction towards Cullimore Street</p> <p>(iii) Cycle path on the eastern side of Pukete Road from Pukete Farm Park, progressing 860m in south direction towards Totara Drive.</p>	Nil
Rotokauri Road	<p>(i) Cycle Path on the north side of Rotokauri Road, starting at the intersection with Baverstock Road and progressing 220m west. Cycle path on the eastern side of Rotokauri Road from its intersection with Taiatea Drive, progressing 860m in south direction towards Baverstock Road</p> <p>(ii) Cycle path on the western side of Rotokauri Road from its intersection with Kwariki Drive, progressing 235m in north direction towards Taiatea Drive.</p>	Nil
Taiatea Drive	<p>(iii) Cycle path on the western side of Taiatea Drive from its intersection with Rotokauri Road, progressing 380m in north direction towards Te Wetini Drive.</p> <p>(iv) Cycle path on the eastern side of Taiatea Drive from its intersection with Te Wetini Drive, progressing 110m in south direction towards Pukenga Avenue.</p>	Nil
<u>Tasman Road</u>	<p>(i) Cycle path on the eastern side of Tasman Road from its intersection with Te Kowhai Road East, progressing 730m in south direction towards Kiriwai Kau Drive.</p> <p>(ii) Cycle path on the western side of Tasman Road from its intersection with Chalmers Road, progressing 480m in north direction towards Te Kowhai Road East.</p>	Nil

Te Kowhai Road	<u>(iii) Cycle path on the southern side of Te Kowhai Road East from its intersection with Te Rapa Road, progressing 540m in west direction towards Arthur Porter Drive.</u>	Nil
Te Rapa Road	<u>(ix) Cycle path on the eastern side of Te Rapa Road from its intersection with Church Road, progressing 1300m in south direction towards Northpark Drive.</u> <u>(x) Cycle path on the western side of Te Rapa Road starting at a point 210m from its intersection with Northpark Drive, progressing 1310m in north direction towards Church Road.</u>	Nil
Te Wetini Drive	<u>(iii) Cycle path on the northern side of Te Wetini Drive from its intersection with Taiatea Drive, progressing 290m in east direction towards Akoranga Road.</u> <u>(iv) Cycle path on the southern side of Te Wetini Drive from its intersection with Mangaharakeke Drive, progressing 750m in west direction towards Taiatea Drive</u>	Nil
Thackery Street	(i) Eastbound cycle lane from the intersection with Tristram Street progressing 43 metres towards the intersection with Anglesea Street on the southern side of Thackeray Street. <u>Cycle Path on Northern side of Thackeray Street from its intersection with Tristram Street, progressing 45m in East direction towards Anglesea Street.</u> (ii) Eastbound cycle lane from the intersection with Tristram Street progressing 51 metres towards the intersection with Anglesea Street on the northern side of Thackeray Street. <u>Cycle Path on Southern Side of Thackeray Street from its intersection with Tristram Street, progressing 35m in East direction towards Anglesea Street.</u> (iii) Westbound cycle lane from the intersection with Tristram Street progressing 48 metres towards the intersection with Ruakiwi Road on the northern side of Thackeray Street. (iv) Westbound cycle lane from the intersection with Pembroke Street progressing 12 metres towards the intersection with Pembroke Lane on the southern side of Thackeray Street.	Nil
Wairere Drive	<u>(iii) Cycle path on the southern side of Wairere Drive, progressing 140m in west direction towards its intersection with Fifth Avenue through the underpass.</u> <u>(iv) Cycle path on the southern side of Wairere Drive starting at a point 200m from Tasman Road, progressing 320m in west direction towards Te Wetini Drive.</u>	Nil

ii. Update Cycle Path Register – Part 2 – Cycle Paths (Shared Paths) between streets;

Item 6

Street Name (Start Location)	Street Name (End Location)	Description	Length (m)	Priority
<u>Church Road</u>	<u>Pukete Road</u>	<u>Between #1 Church Road and #237 Pukete Road.</u>	<u>40</u>	<u>Nil</u>
<u>Gilchrist Street</u>	<u>Mangaharakeke Drive</u>	<u>Between #4 Gilchrist Street and #6 Gilchrist Street</u>	<u>28</u>	<u>Nil</u>
<u>East Street</u>	<u>Bisley Road</u>	<u>Between #89A East Street and #11 Bisley Road.</u>	<u>80</u>	<u>Nil</u>
<u>East Street</u>	<u>Tramway Road</u>	<u>Between #89A East Street and #41 Tramway Road</u>	<u>260</u>	<u>Nil</u>
<u>Sillary Street</u>	<u>Grey Street</u>	<u>Between #51 Sillary Street and #9 Grey Street.</u>	<u>85</u>	<u>Nil</u>

iii. Update special vehicle lanes register – Part 1: Cycle Lanes; and

Location	Description
<u>Thackeray Street</u>	(i) <u>Eastbound Cycle Lane starting at a point 30m from the intersection with Tristram Street, progressing 105m towards Anglesea Street.</u> (ii) <u>Westbound Cycle Lane starting from intersection with Anglesea Street, progressing 125m towards Tristram Street.</u>
<u>Wairere Drive</u>	(i) <u>Eastbound Cycle Lane from the intersection with Arthur Porter Drive, progressing 840m to the intersection with Te Rapa Road.</u> (ii) <u>Westbound Cycle Lane from intersection with Te Rapa Road, progressing 840m to the intersection with Mangaharakeke Drive.</u>

iv. Update Light Motor Vehicle Prohibitions Register: Vehicles with a mass under 3,500kg.

Location	Description
<u>Te Ipukura Street</u>	<u>Starting from a point 125m south of the intersection with Ruakura Road and extending to the cul-de-sac at the western end.</u>

Executive Summary - *Whakaraapopototanga matua*

3. The refreshed Access Hamilton Strategy reconfirmed Hamilton City Councils commitment to road safety and provision of genuine travel choices in its eight objectives.
4. The Hamilton City [Traffic Bylaw 2021](#) (the Traffic Bylaw) sets out the requirements for transport related activities within the road reserve. A resolution of the Council (via the delegation to the Traffic, Speed Limit and Road Closure Hearings Panel) is required to make changes to any of the restrictions contained within the Traffic Bylaw registers.
5. The changes proposed for approval in this report to be considered are:
 - i. parking restriction changes including No Stopping, reserved parking for mobility permit holders, time restrictions and bus stops; and

- ii. changes to a register of the Traffic Bylaw:
 - a. Update Cycle Path Register, Part 1 – Cycle Paths (Shared Paths);
 - b. Update Cycle Path Register, Part 2 – Cycle Paths (Shared Paths) between streets;
 - c. Update special vehicle lanes register – Part 1: Cycle Lanes; and
 - d. Light Motor Vehicle Prohibitions Register.
- 6. Changes are recommended to improve safety and accessibility which may have been identified by residents, businesses, NZ Police or staff.
- 7. Targeted consultation has been completed for all proposed changes and generally there is support for these. Where negative feedback has been received, further information is provided in the report.
- 8. Staff consider that the decisions in this report have low significance and that the recommendations comply with Council's legal requirements.
- 9. Several changes are proposed to parking restrictions throughout the city and the details of each of these are illustrated for each site in **Attachment 1** along with a schedule of changes in **Attachment 2**.

Background - *Koorero whaimaarama*

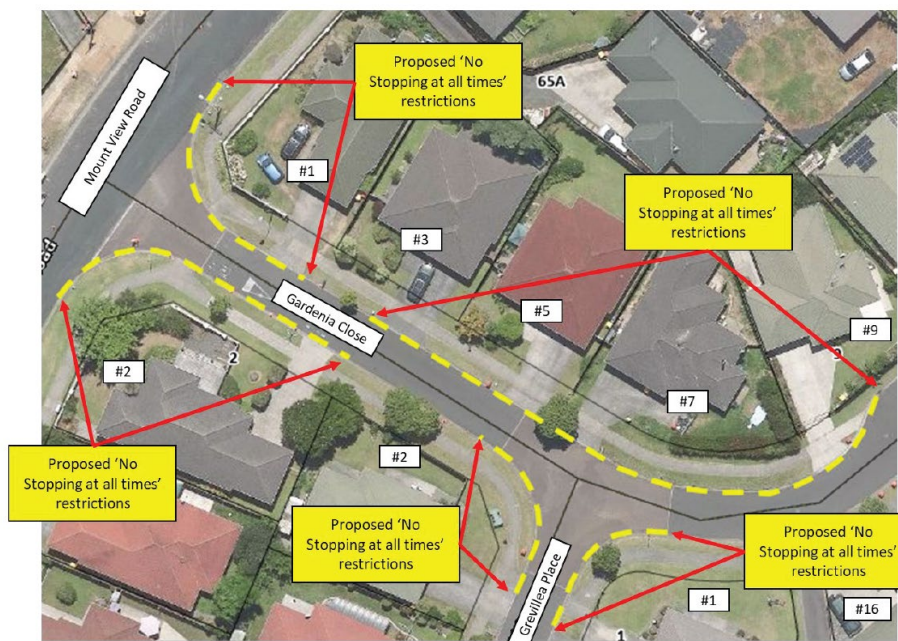
- 10. The Traffic Bylaw sets out the requirements for a variety of restrictions within the road reserve including:
 - i. parking;
 - ii. general control of vehicular or other traffic e.g., banning of turns, installation of No Stopping restrictions;
 - iii. creation of cycle lanes, cycle paths, bus lanes and transit lanes; and
 - iv. establishment of specific parking zones such as bus stops, taxi stands, loading zones.
- 11. A resolution from the Traffic, Speed Limit and Road Closure Hearings Panel is required to make changes to any of these restrictions.
- 12. The refreshed Access Hamilton Strategy (adopted at the [9 August 2022](#) Infrastructure Operations Committee meeting) reconfirmed Hamilton City Council's commitment to road safety and providing genuine travel choices on the transport network.
- 13. Regular changes to traffic restrictions (including parking controls) are required throughout the city – often in response to requests from the general public or businesses in regard to safety or accessibility concerns.
- 14. Opportunities for improvement are also identified by staff when considering changes in parking use patterns, or changes made to the built environment e.g., developments or transport renewal and capital improvement projects.

Parking Restriction Changes

- 15. Several changes are proposed to parking restrictions throughout the city and the details of each of these are illustrated for each site in **Attachment 1** along with a schedule of changes in **Attachment 2**.
- 16. Consultation with adjacent property owners, occupiers and any other affected parties has been undertaken for each of the proposed changes. In general, the feedback received was positive and supportive of the proposed changes.
- 17. For locations where there was negative feedback received or locations where there is likely to be a **higher** degree of public interest further information is included below.

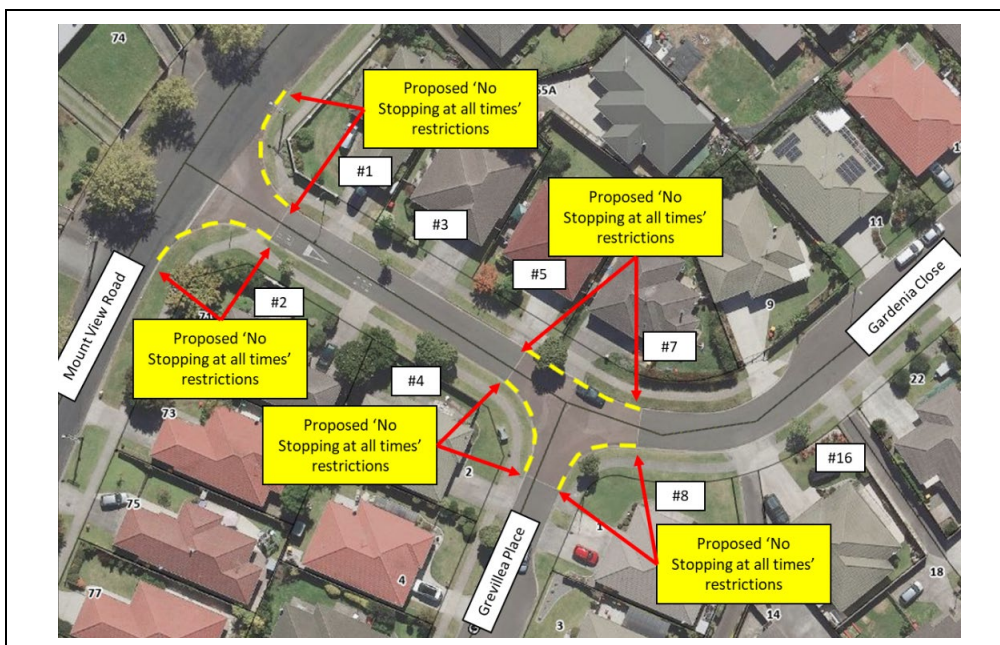
Update on Gardenia Close and Grevillea Place

18. In October 2024, staff received a request from the resident at #16 Gardenia Close to install no parking restrictions either outside properties #1, #3, #5, #7; or outside #2, #4, #6, and #8 to prevent vehicles from parking on both sides of the road simultaneously, as the street is very narrow, making it difficult for drivers to pass through.
19. Details on the proposal, consultation feedback and staff responses were reported to the [12 March 2025](#) Traffic, Speed Limits & Road Closures Hearings Panel. Illustration of the original proposal is shown below:



Original Proposal – No Stopping parking restriction on Gardenia Close and Grevillea Place.

20. Staff were directed to investigate a proposal for no stopping restrictions for the legal requirements to reflect parking restrictions in the vicinity of an intersection. An illustration is shown below:



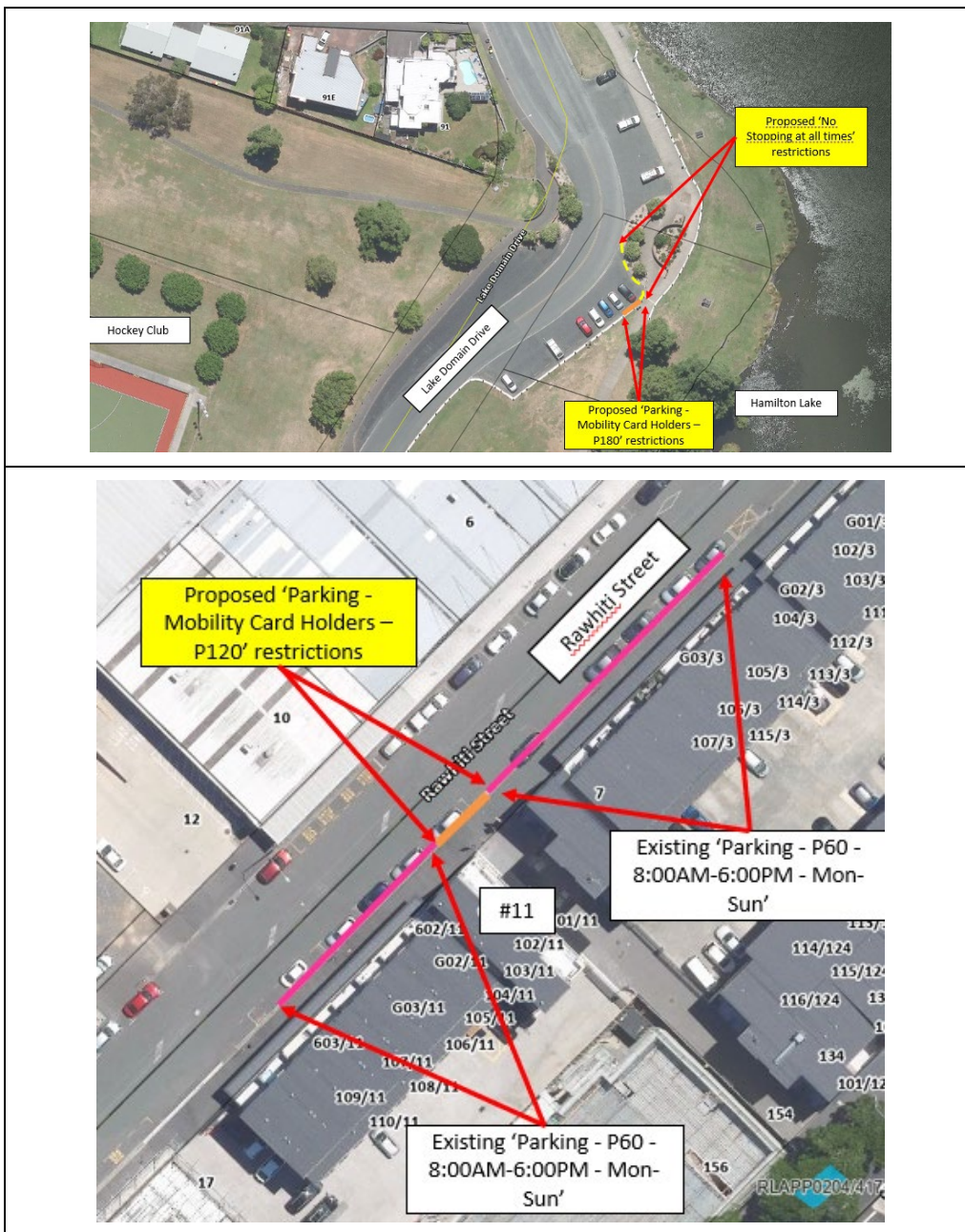
21. Submitters were notified of the 12 March 2025 Traffic Speed Limits and Road Closure Hearings Committee's decision to decline the proposal.
22. Residents were advised to continue submitting parking complaints through Antenno for review by the parking enforcement team. The intersections of Mount View Road and Gardenia Close, Grevillea Place and Gardenia Close feature a textured road surface to visually identify the extent of intersection.
23. Staff did not receive any parking complaints in March and April 2025 for these locations following the decision.
24. Parking offences reported in the future will be monitored and addressed accordingly. Staff will report to a future committee on a proposal for parking restriction changes at this location if a need is established.

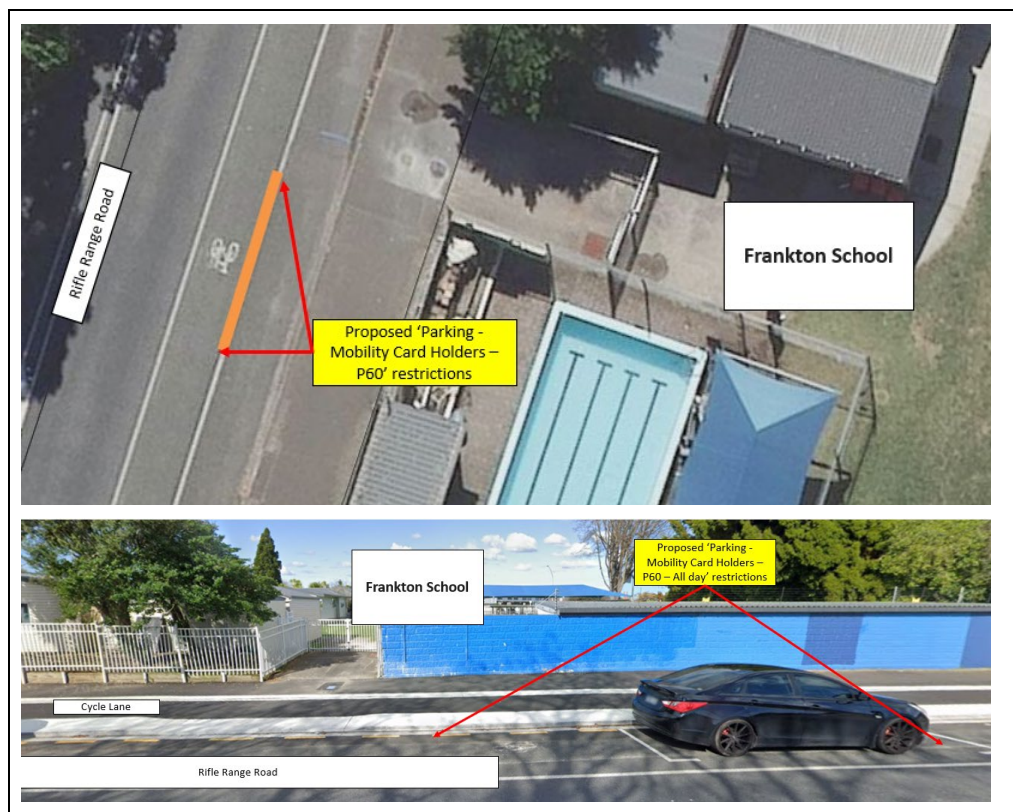
Proposed mobility parking restriction changes on Lake Domain Drive, Rawhiti Street and Rifle Range Road.

25. Staff received a request for installation of a reserved parking space for mobility permit holders on Rawhiti Street, Lake Domain Drive and Rifle Range Road.
26. Proposed mobility parking spaces on Lake Domain Drive and Rifle Range Road will make use of the existing accessible ramps to the footpath. A new accessible ramp will be built on Rawhiti Street and the works will use accessibility funding in the minor transport improvements programme.
27. Consultation on the proposal was undertaken between January and April 2025, with affected properties and no objections were received. Feedback from Centre for Disability was in support of the proposed changes.

Item 6

28. Illustration of the proposed changes are shown below:



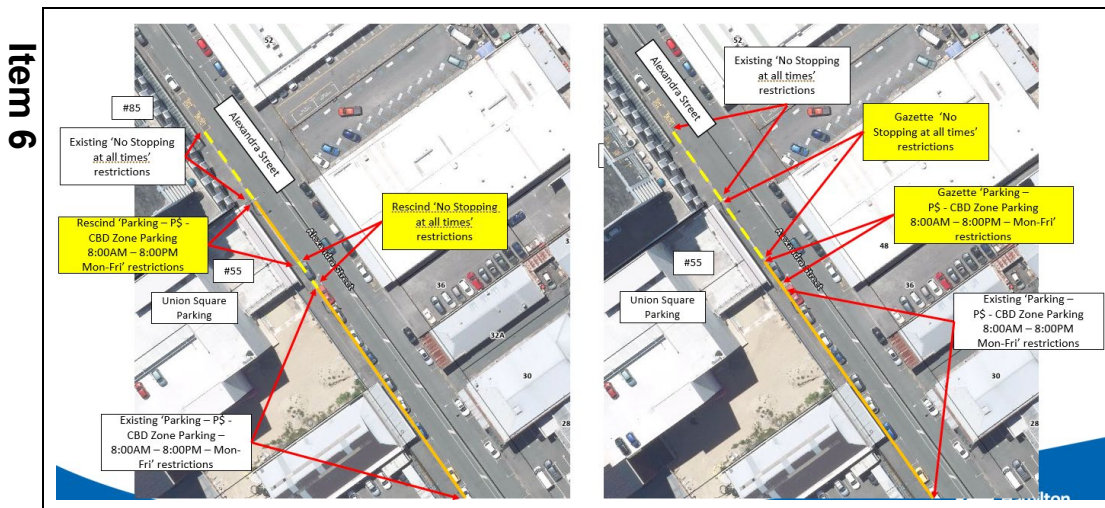


29. Staff recommend approval of proposed parking restriction changes to improve accessibility.

Parking restriction changes on Alexandra Street

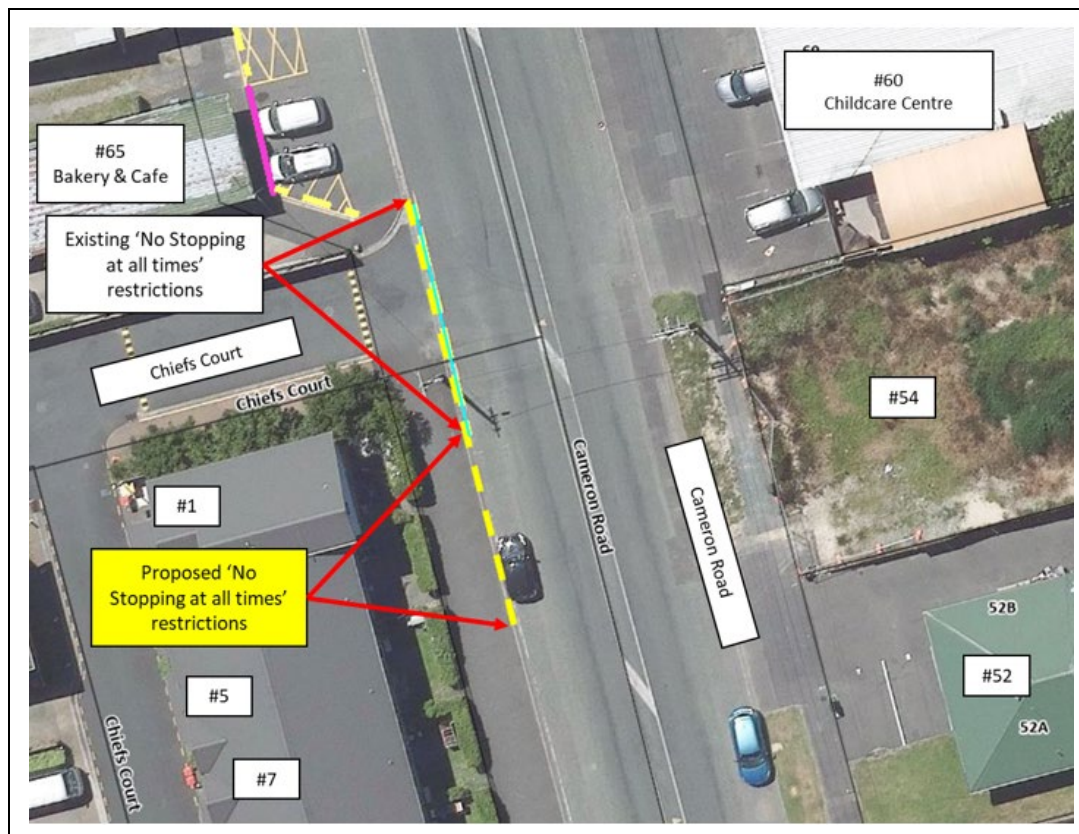
30. The Regulatory Hearings Committee on [30 July 2019](#) approved parking restriction changes on Alexandra Street outside Union Square (private development) which were required to relocate an accessway to this property as part of the development of the area.
31. The construction works required for implementing the approved parking restriction changes were completed by the private developers and these assets were handed over to Council.
32. Staff identified that the geo-coordinates were incorrectly recorded at the approval stage prior to construction. These have now been corrected and are included in this report to record accurate information and align them with the correct location of existing restrictions on the street.
33. Since these restrictions are already in place, a consultation process was not considered necessary.

34. An illustration of the restrictions is shown in the image below:



Proposed parking restriction changes on Cameron Road near Chiefs Court

35. Staff received a request for an extension of 'no stopping – at all times' outside Chiefs Court Cameron Road to improve sightlines for vehicles accessing the private lane.
36. Staff consulted on the proposal between March and April 2025 with the affected property owners and residents on the street. A copy of the plan for with the proposed extension of 'no stopping – at all times' restriction as shown in the plan below.



37. The feedback received is shown in the table below:

Feedback submitted	
<ul style="list-style-type: none"> We do not feel that there is a need to have the restrictions extended as far as outlined on the diagram in your letter. This could be reduced and remove two of the yellow lines as shown in the diagram - ending half way to #5 unit. This would still provide ample room for cars to view oncoming traffic when exiting the driveway. I would also like to point out the increased high speeds that motorbikes in particular have been seen driving on Cameron Road. This is well in excess of the speed limit and has been viewed on multiple occasions. There are currently no pedestrian access points to cross the road. These should be considered to be introduced. Any form of crossing area would help pedestrians cross the road safely. Ideally this is a full crossing or bollards/concrete areas at the centre of the road, providing a half way point to wait before crossing to the other side. This would also ensure traffic slows down near these areas. We hope that you take these points into consideration when reviewing the parking and also speeding in Cameron Road. 	Item 6
<ul style="list-style-type: none"> This would be highly appreciated as I hop out of the car to guide my partner out avoiding the risk of hitting a car that was not visible. 	
<ul style="list-style-type: none"> I strongly support the proposed change as it is very dangerous coming out of Chiefs Court onto Cameron Road. Sometimes the nose of the car is at the centre line before you can see if it is safe to pull out. Ideally there would also be speed bumps on Cameron Road as some cars and motorcycles go very fast, but extending the yellow lines is a good start. 	
<ul style="list-style-type: none"> As a property owner and Body Corporate committee member, I strongly agree with your proposal to extend the "No Stopping - At All Times" area. The current setup is very hazardous, and over the years, there have been many near misses because of it. 	
<ul style="list-style-type: none"> It's dangerous how it is currently, with no way to see oncoming cars unless there are few cars parked. As a result, I have had to roll my window down to try and hear oncoming cars, but this is not a feasible way to do this. Extending the zone would improve the safety of leaving for the residents. 	
<ul style="list-style-type: none"> As a resident of Chiefs Court, I frequently am almost hit by cars trying to leave the complex. The current length of the 'no parking zone' is insufficient in providing a safe visibility distance down the road and deciding on a safe gap. This change would provide me and many other residents with safety and peace of mind. 	
<ul style="list-style-type: none"> I strongly support the proposed changes and wish to see them implemented. As a resident of Chiefs Court this would improve mine and other road users safety significantly. 	
<ul style="list-style-type: none"> I want to request you to make chiefs court as one-way street. Because street is too tight and with cars parked on sides it becomes really hard to give way to upcoming vehicles. 	
<ul style="list-style-type: none"> I would give my 100% support to this proposal. My son and his family rent this unit from us, and I have always held great concern for them pulling out onto Cameron Road as I feel it's incredibly dangerous. You literally have to pull your car right out into the line of traffic to see if anything is coming and a collision at this angle would have a terrible outcome. I really hope this proposal goes through for the safety of all the residents at Chiefs Court. 	
<ul style="list-style-type: none"> I wholeheartedly support the proposal. 	
<ul style="list-style-type: none"> The parking in this area on Cameron Road is already busy, therefore creating less parks would make it extremely difficult for residents to find parking spaces. Especially, for the townhouses in Chiefs court that have no driveway space to park like the other residents. There is plenty of visibility to view on coming traffic if taken slow. 	

38. Consultation letters were released to 133 properties. A total of 9 submissions expressed their support out of the total 12 submissions received at the time of drafting of this report.

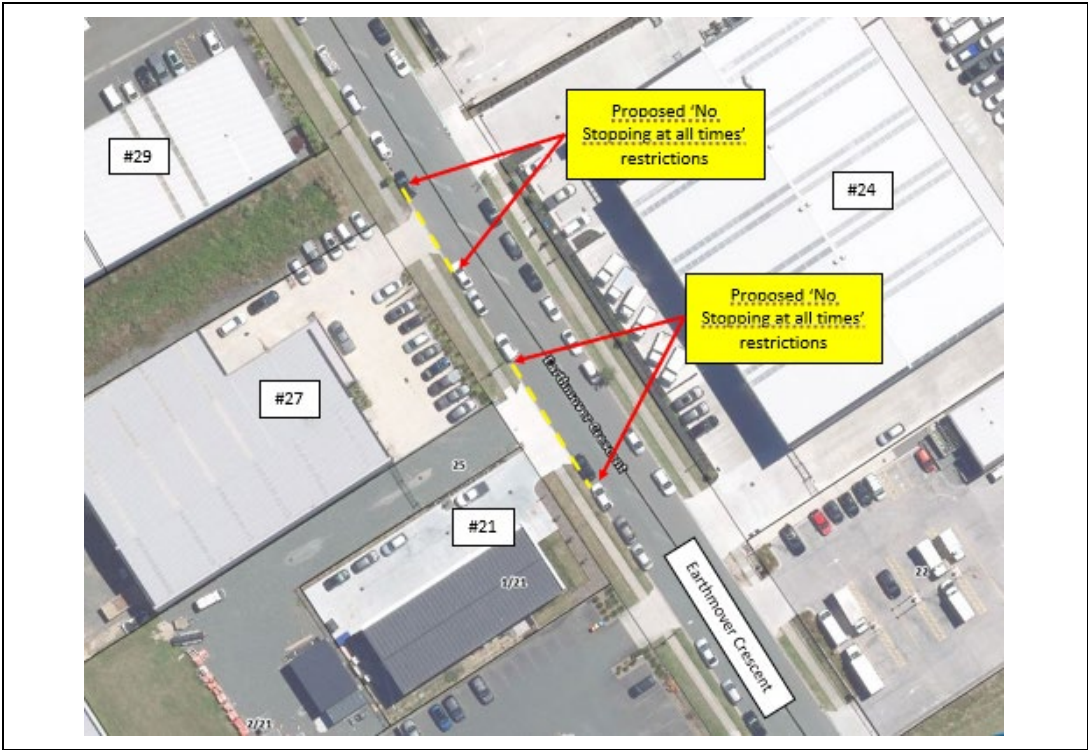
39. Feedback regarding enhancements for traffic safety was shared with traffic safety engineers. Modifications to speed limits, as well as the implementation of speed-calming measures such as speed bumps and raised safety platforms, are currently unachievable due to existing governmental policies and limitations on available funding.

Proposed parking restriction changes on Earthmovers Crescent

40. Staff received a request from the business at #21 and #27 Earthmovers Crescent requesting for installation of no stopping parking restrictions outside their property to improve access for large and long vehicles.

41. Staff consulted on a proposal for installation of 'no stopping – at all times' restriction as shown in the plan below in March 2024.

Item 6



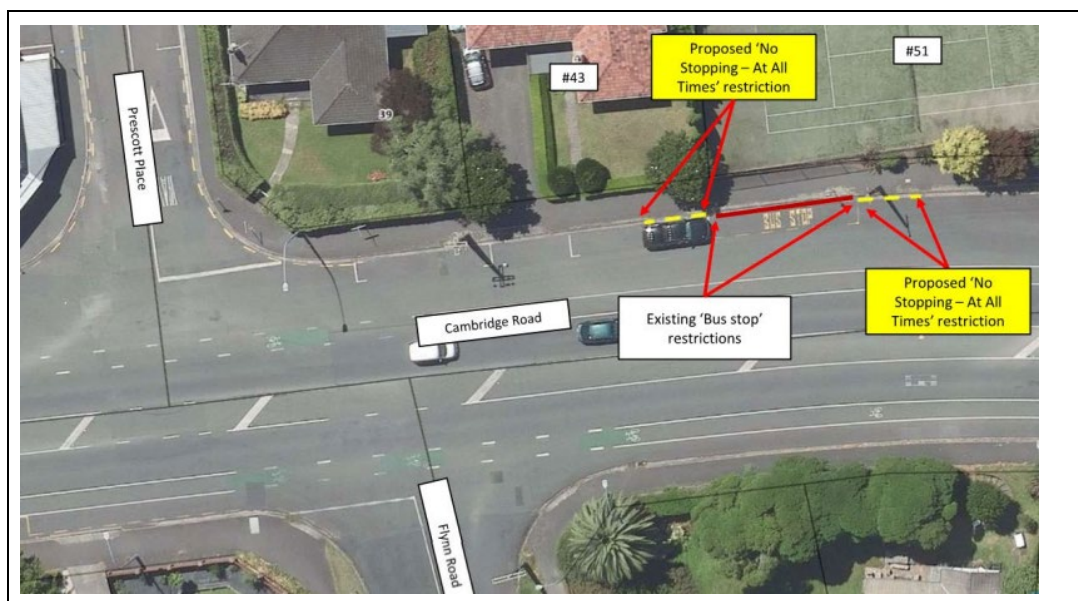
42. The feedback received and staff responses are shown in the table below:

Feedback submitted	Staff Response
<ul style="list-style-type: none">I agree with the Proposal for no-stopping parking restrictions on Earthmover Crescent as indicated, due to the speed at which vehicles travel on Earthmover Crescent we require more visibility when pulling out of our driveway, it has been identified as a health and safety risk. I believe the yellow lines will assist with creating more visibility.	<ul style="list-style-type: none">Staff acknowledged the feedback received.
<ul style="list-style-type: none">I highly support this, as it will help ensure clear access to our commercial property for large trucks coming and going, but also really improve visibility for exiting the driveway safely for all road users such as employees and customers in smaller private vehicles.I would like to reiterate that the no-stopping yellow lines be extended to the maximum possible length, like seen across the road at 24 Earthmover Crescent. I know you are not able to fully remove parking along this stretch of road, but anything more that can be added to the already marked lines that have been put out would be appreciated as this is still very hard to see past.Even though it is a 50kms road, a lot of the time people are going quicker than this and more visibility would be highly helpful. I really appreciate the effort being made to improve the road safety outside the workplace and look forward to seeing the changes implemented.	<ul style="list-style-type: none">Staff acknowledged the feedback received and explained that on-street parking acts as a speed calming measure.Further reduction of on-street parking by installing extended lengths of no parking restrictions will result in increase of operating speeding on the road.

43. Staff recommend approval of the amended proposal of parking restriction changes as illustrated above.

Proposed bus stop relocation on Cambridge Road – Bus Stop improvements

44. Following a public submission presented to the 12 March 2025 Traffic, Speed Limit and Road Closure Hearings Panel Meeting regarding alternative proposals for bus stop improvements, staff were asked to conduct further investigations.
45. On 8 April 2025, HCC staff engaged directly with the submitter (David) during a site meeting held at the bus stop near #43 Cambridge Road. It was agreed that maintaining the bus stop at its current location, along with the implementation of proposed 5m no stopping restrictions on either side, would enhance bus operations. The discussion also included future plans to upgrade the existing bus stop with features such as a shelter and an accessible kerb.
46. The suggestion from the submitters (David and Shane) to relocate the bus stop to a new location outside #43 Cambridge Road was identified as problematic, as it would conflict with the future bus stop improvements and result in reduced on-street parking. Additionally, such relocation could negatively impact the privacy and views of adjacent property occupants.
47. The submitters appreciated the opportunity to engage with staff and expressed their support to proceed with bus stop improvements as proposed at 12 March 2025 the meeting.
48. Illustration of the proposed changes are shown below:



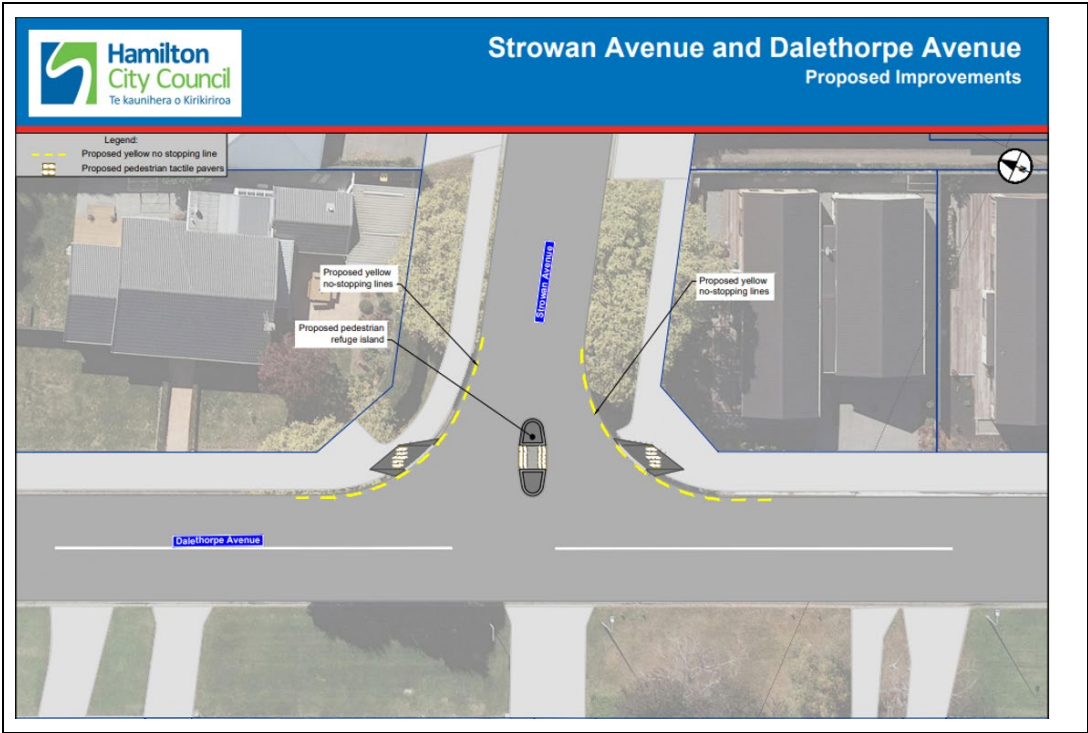
49. Staff recommend approval bus stop parking changes as illustrated above.

Parking Restriction changes resulting from Minor Transport Improvement Programme**Proposed parking restrictions on Dalethorpe Avenue and Strowan Avenue:**

50. The [28 November 2024](#) Infrastructure and Transport Committee meeting approved delivery of safety improvements at the intersection of Dalethorpe Avenue and Strowan Avenue to make the area more accessible and safer for people walking and biking, near St Joseph's Catholic School.

Item 6

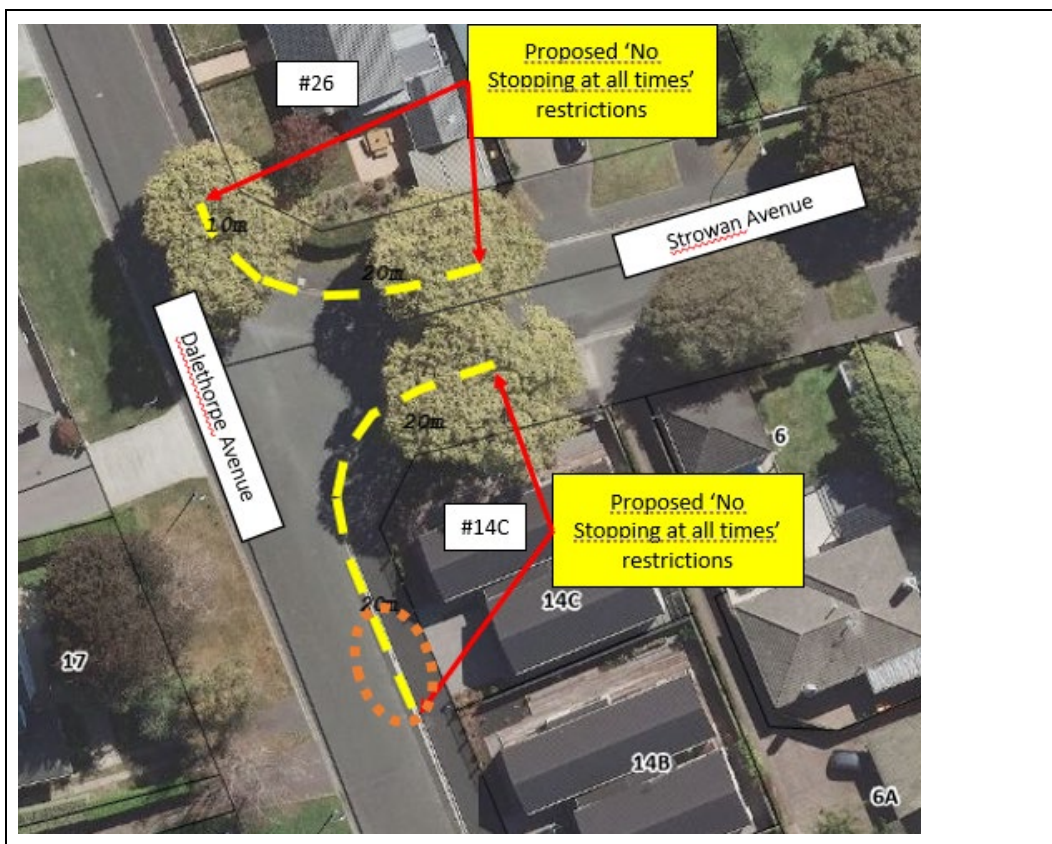
51. The safety improvements form part of the Minor Transport Improvement Programme and include:
- i. Installation of a new splitter island with central pedestrian refuge,
 - ii. Installation of tactile pavers on the footpath,
 - iii. Installation of parking restrictions.
52. Staff consulted with the affected property owners and residents on the street in March 2024. The original consultation plan is shown in the image below:



53. The feedback received and staff responses are shown in the table below:

Feedback submitted	Staff Response
St Joseph’s Catholic School expressed their support on the proposal.	Staff acknowledged feedback received.
Residents at property at #14C Dalethorpe Avenue requested for extension of the proposed no-stopping parking restrictions outside their property to improve access and sightlines for their property occupants.	Staff acknowledged feedback received and amended the proposal.

54. The amended proposal is shown in the image below.



55. The residents at #14C Dalethorpe Avenue expressed their support for the amended proposal.
56. Staff recommend approval of amended proposal for parking restriction changes.

Traffic Bylaw Changes

57. The Traffic Bylaw has a series of registers that are able to be updated by Council resolution (via the delegation to the Traffic, Speed Limit and Road Closure Hearings Panel).
58. Changes are proposed to the following registers of the of the Hamilton Traffic Bylaw 2021:
 - i. Update Cycle Path Register, Part 1 – Cycle Paths (Shared Paths);
 - ii. Update Cycle Path Register, Part 2 – Cycle Paths (Shared Paths) between streets;
 - iii. Update special vehicle lanes register – Part 1: Cycle Lanes;
 - iv. Light Motor Vehicle Prohibitions Register.
59. An audit of the traffic bylaw registers has been conducted, and it is proposed that amendments be made to the registers to formally acknowledge and incorporate existing cycle lanes and shared pathways within the road network.
60. The following amendments are required to the Cycle Paths Register – Part 1 – Cycle Paths (Shared Paths)

Location	Description	Priority
<u>Akoranga Road</u>	(i) <u>Cycle path on the northern side of Akoranga Road from its intersection with Te Wetini Drive, progressing 380m in east direction towards Gilchrist Street.</u>	<u>Nil</u>

Item 6

<u>Arthur Porter Drive</u>	(i) <u>Cycle path on the eastern side of Arthur Porter Drive from its intersection with Kiriwai Kau Drive, progressing 210m in north direction towards Wairere Drive.</u>	<u>Nil</u>
<u>Baverstock Road</u>	(i) <u>Cycle path on the northern side of Baverstock Road from its intersection with Brymer Road, progressing 850m in east direction towards Wexford Rise.</u>	<u>Nil</u>
Brooklyn Road	(iii) <u>Cycle path on the northern side of Brooklyn Road from its intersection with Heaphy Terrace, progressing 630m in east direction towards East Street.</u>	Nil
<u>Brymer Road</u>	(i) <u>Cycle path on the eastern side of Brymer Road from its intersection with Kavariki Road, progressing 1370m in south direction towards Farnborough Road.</u>	<u>Nil</u>
<u>Fifth Avenue</u>	(i) <u>Cycle path on the northern side of Fifth Avenue from its intersection with Tramway Road progressing 30m in east direction towards Wairere Drive.</u> (ii) <u>Cycle path on the southern side of Fifth Avenue from its intersection with Wairere Drive, progressing 50m in west direction towards Tramway Road.</u>	<u>Nil</u>
Grey Street	(ix) <u>Cycle path on the western side of Grey Street from its intersection with Cobham Drive, progressing 60m in north direction towards Brookfield Street</u>	Nil
Kiriwai Kau Drive	(iii) <u>Cycle path on the western side of Kiriwai Kau Drive from its intersection with Arthur Porter Drive, progressing 430m in north direction towards Tasman Road</u> (iv) <u>Cycle path on the eastern side of Kiriwai Kau Drive from its intersection with Tasman Road, progressing 430m in south direction towards Arthur Porter Drive.</u>	
Pembroke Street	(i) Southbound cycle lane from the intersection with Tristram Street progressing 39 metres towards the intersection with Clarence St on the eastern side of Pembroke Street. <u>Cycle Path on Southern side of Pembroke Street from its intersection with Tristram Street, progressing 40m in West direction towards Hunter Street.</u> (ii) Southbound cycle lane from the intersection with Thackeray Street progressing 20 metres towards the intersection with Hunter Street on the western side of Pembroke Street. <u>Cycle Path on Northern side of Pembroke Street from its intersection with Tristram Street, progressing 20m in West direction towards Thackeray Street.</u> (iii) <u>Cycle Path on Northern Side of Pembroke Street from its intersection with Tristram Street, progressing 45m in West direction towards Ruakiwi Road.</u>	Nil
<u>Pukete Road</u>	(i) <u>Cycle path on the eastern side of Pukete Road from its intersection with Cullimore Street, progressing 300m in south direction towards Sandwich Road.</u>	<u>Nil</u>

	<p>(ii) <u>Cycle path on the western side of Pukete Road from its intersection with Sandwich Road, progressing 310m in north direction towards Cullimore Street</u></p> <p>(iii) <u>Cycle path on the eastern side of Pukete Road from Pukete Farm Park, progressing 860m in south direction towards Totara Drive.</u></p>	
Rotokauri Road	<p>(i) <u>Cycle Path on the north side of Rotokauri Road, starting at the intersection with Baverstock Road and progressing 220m west.</u></p> <p><u>Cycle path on the eastern side of Rotokauri Road from its intersection with Taiatea Drive, progressing 860m in south direction towards Baverstock Road</u></p> <p>(ii) <u>Cycle path on the western side of Rotokauri Road from its intersection with Kawariki Drive, progressing 235m in north direction towards Taiatea Drive.</u></p>	Nil
Taiatea Drive	<p>(iii) <u>Cycle path on the western side of Taiatea Drive from its intersection with Rotokauri Road, progressing 380m in north direction towards Te Wetini Drive.</u></p> <p>(iv) <u>Cycle path on the eastern side of Taiatea Drive from its intersection with Te Wetini Drive, progressing 110m in south direction towards Pukenga Avenue.</u></p>	Nil
<u>Tasman Road</u>	<p>(i) <u>Cycle path on the eastern side of Tasman Road from its intersection with Te Kowhai Road East, progressing 730m in south direction towards Kiriwai Kai Drive.</u></p> <p>(ii) <u>Cycle path on the western side of Tasman Road from its intersection with Chalmers Road, progressing 480m in north direction towards Te Kowhai Road East.</u></p>	<u>Nil</u>
Te Kowhai Road	(iii) <u>Cycle path on the southern side of Te Kowhai Road East from its intersection with Te Rapa Road, progressing 540m in west direction towards Arthur Porter Drive.</u>	Nil
Te Rapa Road	<p>(ix) <u>Cycle path on the eastern side of Te Rapa Road from its intersection with Church Road, progressing 1300m in south direction towards Northpark Drive.</u></p> <p>(x) <u>Cycle path on the western side of Te Rapa Road starting at a point 210m from its intersection with Northpark Drive, progressing 1310m in north direction towards Church Road.</u></p>	Nil
Te Wetini Drive	<p>(iii) <u>Cycle path on the northern side of Te Wetini Drive from its intersection with Taiatea Drive, progressing 290m in east direction towards Akoranga Road.</u></p> <p>(iv) <u>Cycle path on the southern side of Te Wetini Drive from its intersection with Mangaharakeke Drive, progressing 750m in west direction towards Taiatea Drive</u></p>	Nil
Thackery Street	(i) <u>Eastbound cycle lane from the intersection with Tristram Street progressing 43 metres towards the intersection with Anglesea Street on the southern side of Thackeray Street.</u>	Nil

Item 6

Item 6

	<p><u>Cycle Path on Northern side of Thackeray Street from its intersection with Tristram Street, progressing 45m in East direction towards Anglesea Street.</u></p> <p>(ii) <u>Eastbound cycle lane from the intersection with Tristram Street progressing 51 metres towards the intersection with Anglesea Street on the northern side of Thackeray Street.</u></p> <p><u>Cycle Path on Southern Side of Thackeray Street from its intersection with Tristram Street, progressing 35m in East direction towards Anglesea Street.</u></p> <p>(iii) <u>Westbound cycle lane from the intersection with Tristram Street progressing 48 metres towards the intersection with Ruakiwi Road on the northern side of Thackeray Street.</u></p> <p>(iv) <u>Westbound cycle lane from the intersection with Pembroke Street progressing 12 metres towards the intersection with Pembroke Lane on the southern side of Thackeray Street.</u></p>	
Wairere Drive	<p>(iii) <u>Cycle path on the southern side of Wairere Drive, progressing 140m in west direction towards its intersection with Fifth Avenue through the underpass.</u></p> <p>(iv) <u>Cycle path on the southern side of Wairere Drive starting at a point 200m from Tasman Road, progressing 320m in west direction towards Te Wetini Drive.</u></p>	Nil

61. The following amendments are required to the Cycle Paths Register – Part 2 – Cycle Paths (Shared Paths) between streets:

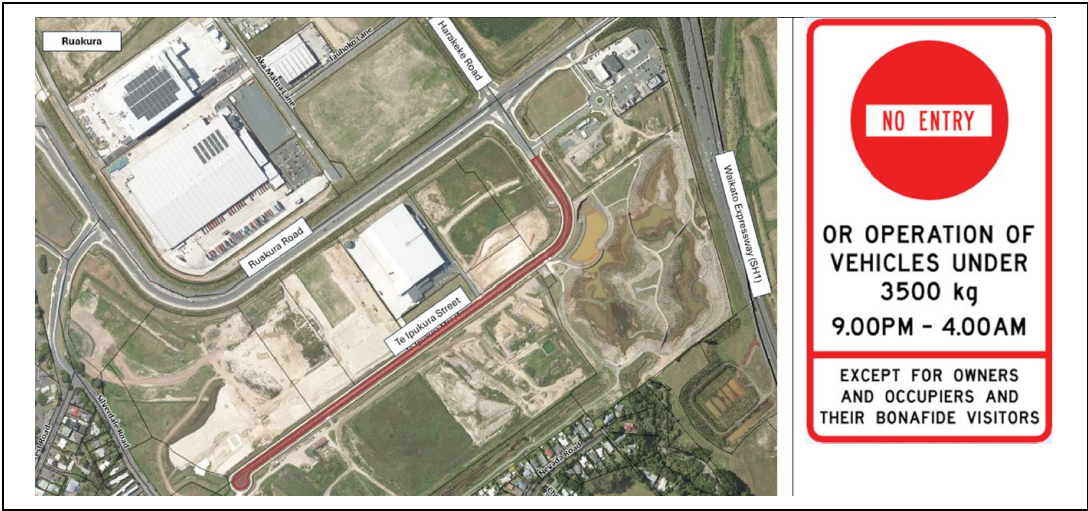
Street Name (Start Location)	Street Name (End Location)	Description	Length (m)	Priority
<u>Church Road</u>	<u>Pukete Road</u>	<u>Between #1 Church Road and #237 Pukete Road.</u>	<u>40</u>	<u>Nil</u>
<u>Gilchrist Street</u>	<u>Mangaharakeke Drive</u>	<u>Between #4 Gilchrist Street and #6 Gilchrist Street</u>	<u>28</u>	<u>Nil</u>
<u>East Street</u>	<u>Bisley Road</u>	<u>Between #89A East Street and #11 Bisley Road.</u>	<u>80</u>	<u>Nil</u>
<u>East Street</u>	<u>Tramway Road</u>	<u>Between #89A East Street and #41 Tramway Road</u>	<u>260</u>	<u>Nil</u>
<u>Sillary Street</u>	<u>Grey Street</u>	<u>Between #51 Sillary Street and #9 Grey Street.</u>	<u>85</u>	<u>Nil</u>

62. The following amendments are required to the update special vehicle lanes register – Part 1: Cycle Lanes

Location	Description
Thackeray Street	(i) Eastbound Cycle Lane starting at a point 30m from the intersection with Tristram Street, progressing 105m towards Anglesea Street. (ii) Westbound Cycle Lane starting from intersection with Anglesea Street, progressing 125m towards Tristram Street.
Wairere Drive	(i) Eastbound Cycle Lane from the intersection with Arthur Porter Drive, progressing 840m to the intersection with Te Rapa Road. (ii) Westbound Cycle Lane from intersection with Te Rapa Road, progressing 840m to the intersection with Mangaharakeke Drive.

Light Motor Vehicle Prohibitions Register:

- 63. Hamilton City Council received requests from Tainui Group Holding (TGH), residents in Silverdale Road and NZ Police seeking support to address incidents of anti-social activities such as street racing and burnouts, creating noise and litter on Te Ipukura Street.
- 64. Staff propose the addition of Te Ipukura Street on the Light Motor Vehicle Prohibition (LVP) register to support NZ Police in implementing a nighttime traffic restriction to assist with enforcement and control of illegal street racing activities.
- 65. The proposed traffic restrictions – Light Vehicle Prohibition – would ban vehicles weighing less than 3,500 kilograms such as cars, utes, and vans from accessing Te Ipukura Street between 9pm and 4am.
- 66. Exemptions will apply to occupants on the street, business employees, and authorized vehicles such as taxis. The proposed restrictions aim to minimise disruptive and antisocial behaviour while making sure legitimate road users such as visitors, business employees, and anyone with a genuine reason can still use the street.
- 67. A map of the proposed area and is included below:



- 68. Public consultation via a targeted letter drop to the business and property owners on Te Ipukura Street was undertaken between March and April 2025. No feedback was received expressing objections to the proposal. TGH and NZ Police support the proposal.
- 69. The following amendments are required to the update Light Motor Vehicle Prohibition register:

Item 6

Location	Description
<u>Te Ipukura Street</u>	<u>Starting from a point 125m south of the intersection with Ruakura Road and extending to the cul-de-sac at the western end.</u>

Financial Considerations - *Whaiwhakaaro Puutea*

70. Funding for the implementation of the proposed parking changes is included in the following 2024-34 Long Term Plan approved budgets:
- i. 2024/25 City Transportation Operations and Parking Activity budgets for general changes; and
 - ii. 2024-27 Minor Transport Improvements Programme

Legal and Policy Considerations - *Whaiwhakaaro-aa-ture*

71. Staff confirm that staff recommendations comply with the Council's legal and policy requirements.

Climate Change Impact Statement

72. Staff have assessed this option against the Climate Change Policy for both emissions and climate change adaptation and determined that no assessment is required.

Wellbeing Considerations - *Whaiwhakaaro-aa-oranga tonutanga*

73. The purpose of Local Government changed on the 14 May 2019 to include promotion of the social, economic, environmental and cultural wellbeing of communities in the present and for the future ('the 4 wellbeings').
74. The subject matter of this report has been evaluated in terms of the 4 wellbeings during the process of developing this report as outlined below.
75. The recommendations set out in this report are consistent with that purpose.

Social

76. The recommendations included in this report helps the community achieve their goals by ensuring their safety and ability to access key facilities such as education, health and employment.

Economic

77. The recommendations included in this report enable businesses to operate efficiently by ensuring safe access to their properties and a variety of parking options for both staff and customers.

Environmental

78. The recommendations included in this report support choices for alternative means of transport across the city and future lowering of carbon emissions.

Cultural

79. There are no known cultural considerations associated with this matter.

Risks - *Tuuraru*

80. There are risks associated with not approving the recommendations in this report as set out as follows:

- i. parking restriction changes are required to improve safety;
- ii. parking restrictions are proposed to improve safety for vehicles to be able to enter and exit driveways safely from residential and commercial properties,
- iii. Introduction of additional cycle lane and shared path facilities provides safe and accessible provisions for all ages and abilities; and
- iv. Changes to Light Motor Vehicle Prohibitions Register are required to enable NZ Police enforce restrictions and control illegal activities such as street racing, burnouts, littering, vandalism etc.

Significance & Engagement Policy - *Kaupapa here whakahira/anganui*

- 81. Staff considered the following under the Significance and Engagement Policy the form of engagement used in the past for similar proposals and decisions.
- 82. Based on these factors, staff have assessed that the recommendations have low significance.
- 83. As outlined throughout the report, staff have consulted on the projects listed and have provided feedback on the consultation for each section.
- 84. Community views and preferences are already known through the consultation that has been undertaken prior to the preparation of this report and through presentation of reports and through approvals via Council Committee processes.

Attachments - *Ngaa taapirihanga*

Attachment 1 - Illustrations of Proposed Parking Restrictions Changes.

Attachment 2 - Schedule of Proposed Parking Restrictions Changes.



May 2025

Attachment 1 - Illustrations of parking restriction changes for
TSL&RC Hearings Panel – May 2025

Contents

Description	Slide #
• Parking Restriction Changes – General	3
• Parking Restriction Changes – Minor Improvement Projects (LCLR)	17
• Traffic Bylaw register changes – Cycle lanes	20
• Traffic Bylaw register changes – Cycle Path	24
• Traffic Bylaw register changes – Light motor vehicle prohibitions	51



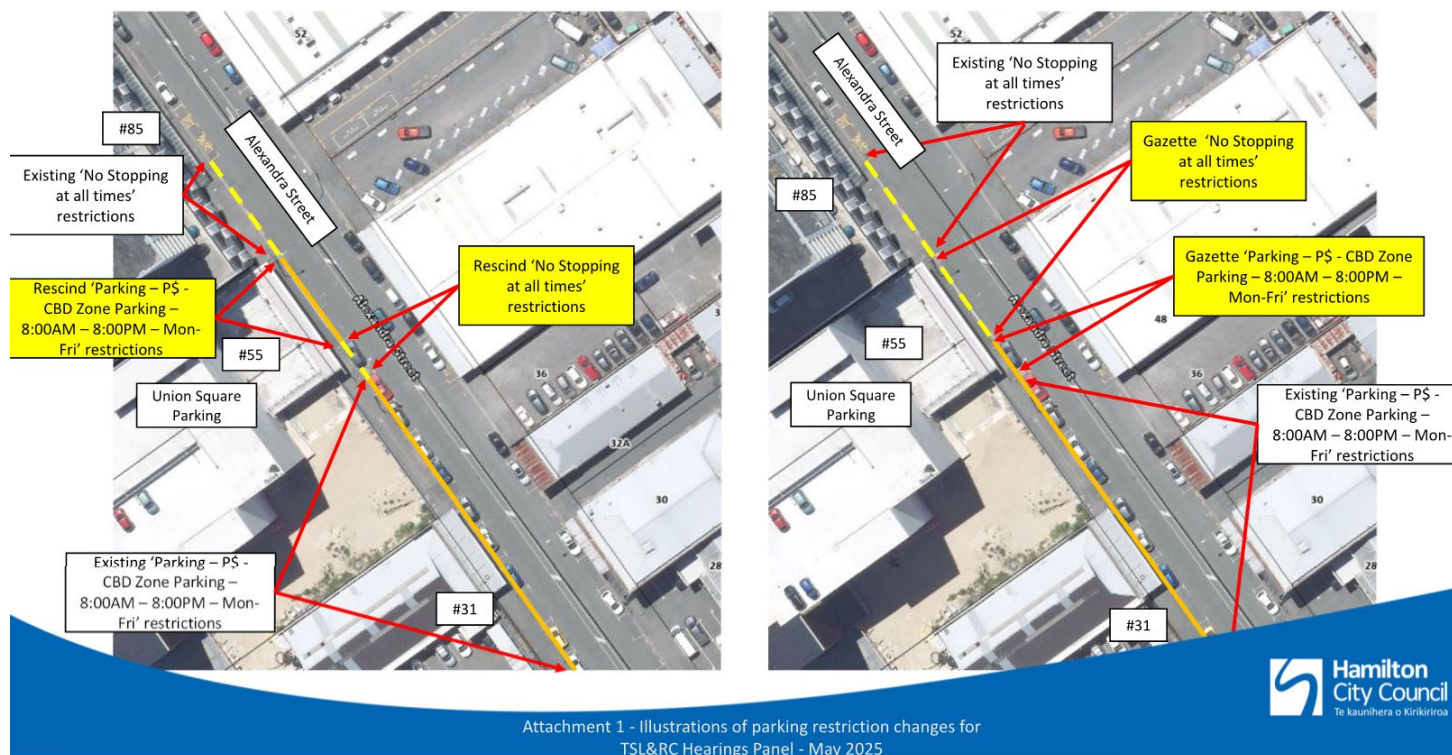
Parking Restriction Changes

1. Alexandra Street
2. Barrington Drive
3. Beale Street
4. Cambridge Road
5. Cameron Road (Chiefs Court)
6. Charlies Way, Higgins Road
7. Earthmover Crescent
8. Lake Domain Drive
9. Masters Avenue
10. Rawhiti Street
11. Rifle Range Road
12. Tui Avenue
13. Vercoe Road

Attachment 1 - Illustrations of parking restriction changes for
TSL&RC Hearings Panel – May 2025



Gazette existing Parking Restrictions – Alexandra Street



Item 6

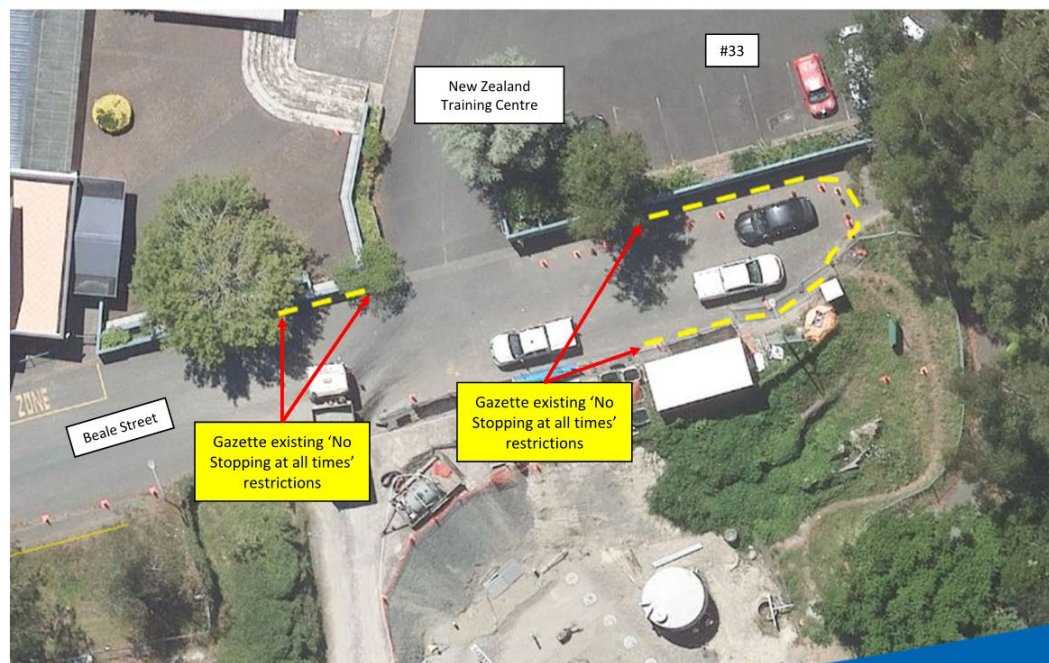
Attachment 1

Proposed Parking Restrictions – Barrington Drive



Attachment 1 - Illustrations of parking restriction changes for
TSL&RC Hearings Panel - May 2025

Gazette existing Parking Restrictions – Beale Street



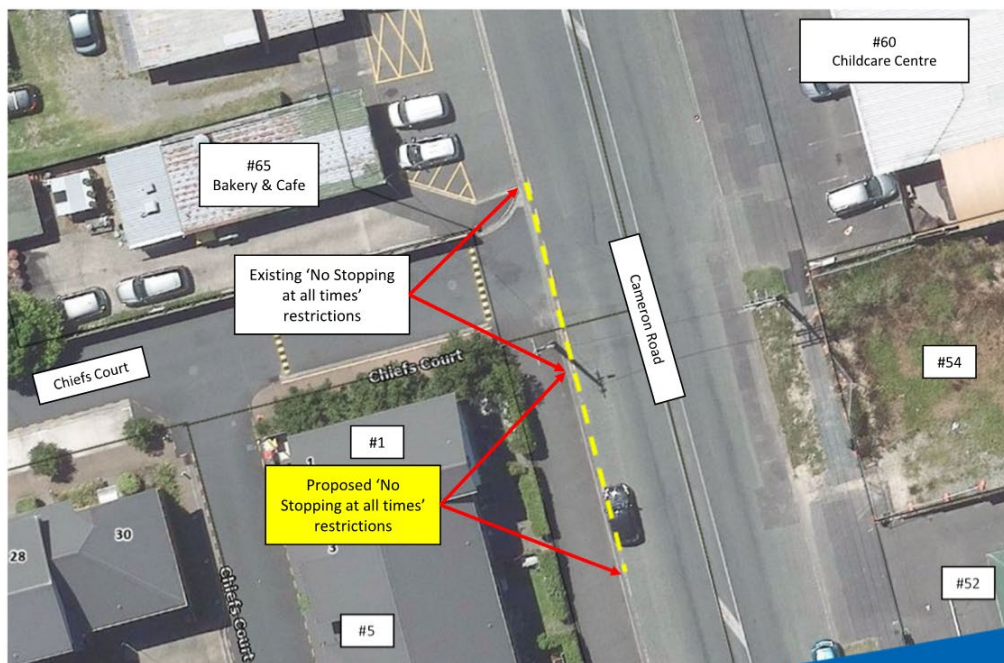
Attachment 1 - Illustrations of parking restriction changes for
TSL&RC Hearings Panel - May 2025

Proposed Parking Restrictions – Cambridge Road



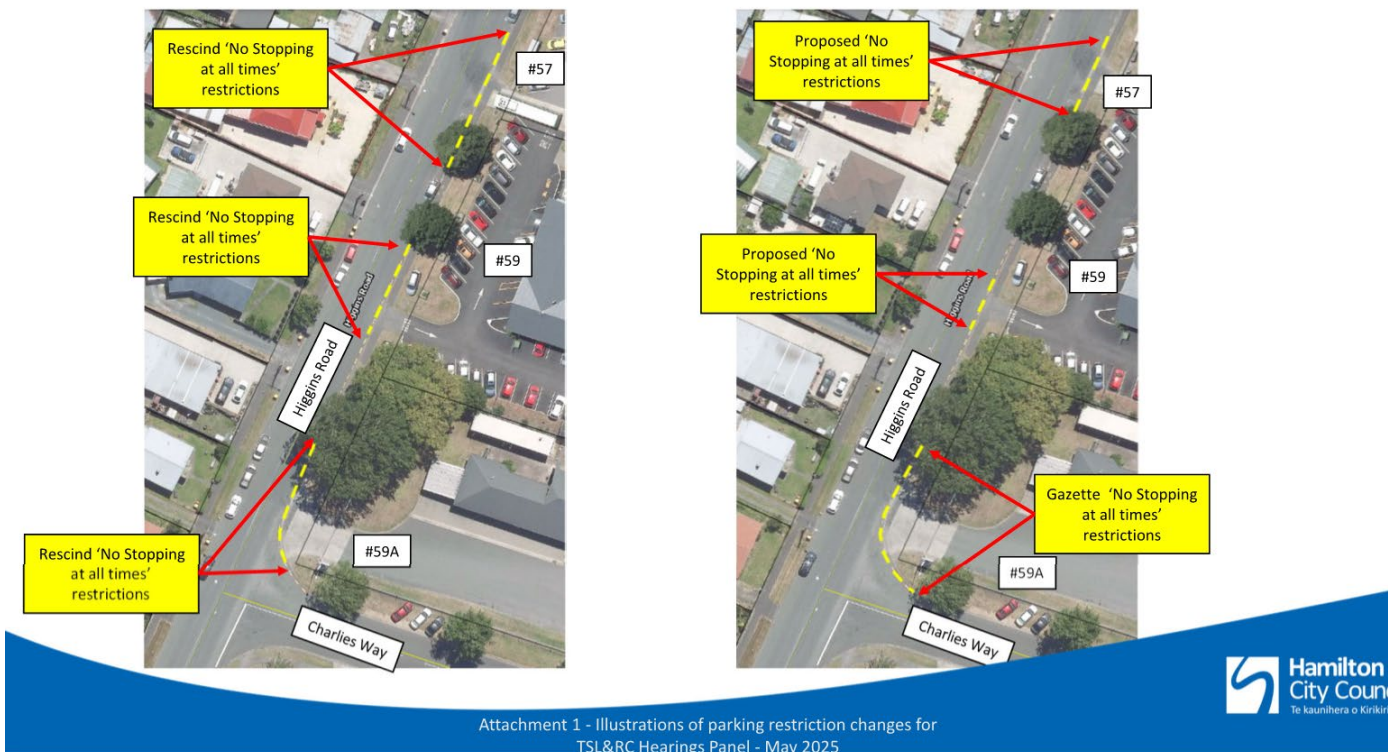
Attachment 1 - Illustrations of parking restriction changes for
TSL&RC Hearings Panel - May 2025

Proposed Parking Restrictions – Cameron Road *(Chiefs Court)*

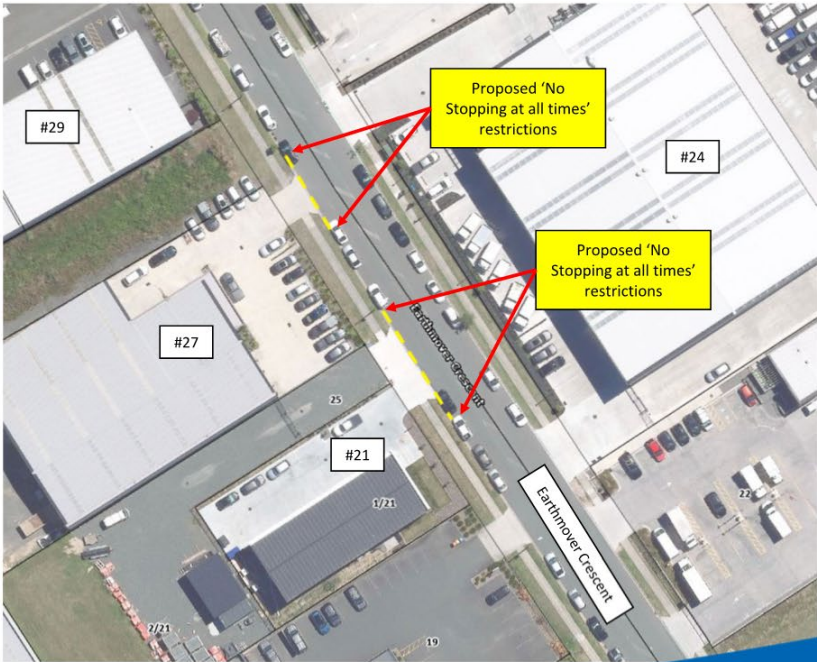


Attachment 1 - Illustrations of parking restriction changes for
TSL&RC Hearings Panel - May 2025

Proposed Parking Restrictions – Charlies Way, Higgins Road



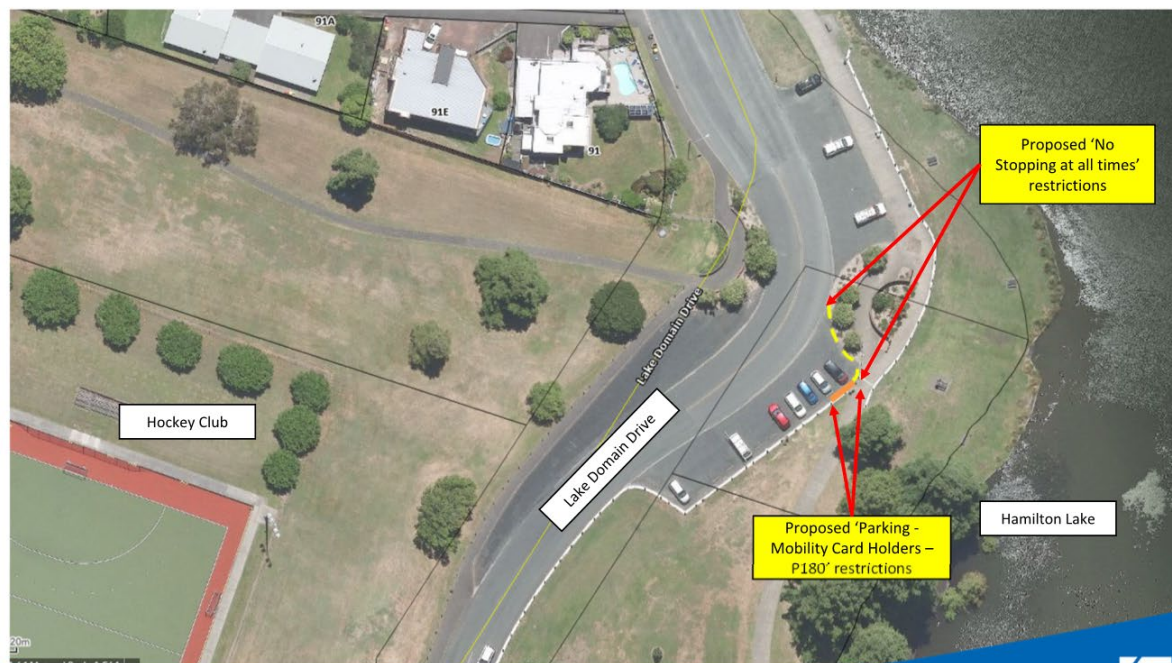
Proposed Parking Restrictions – Earthmover Crescent



Attachment 1 - Illustrations of parking restriction changes for
TSL&RC Hearings Panel - May 2025

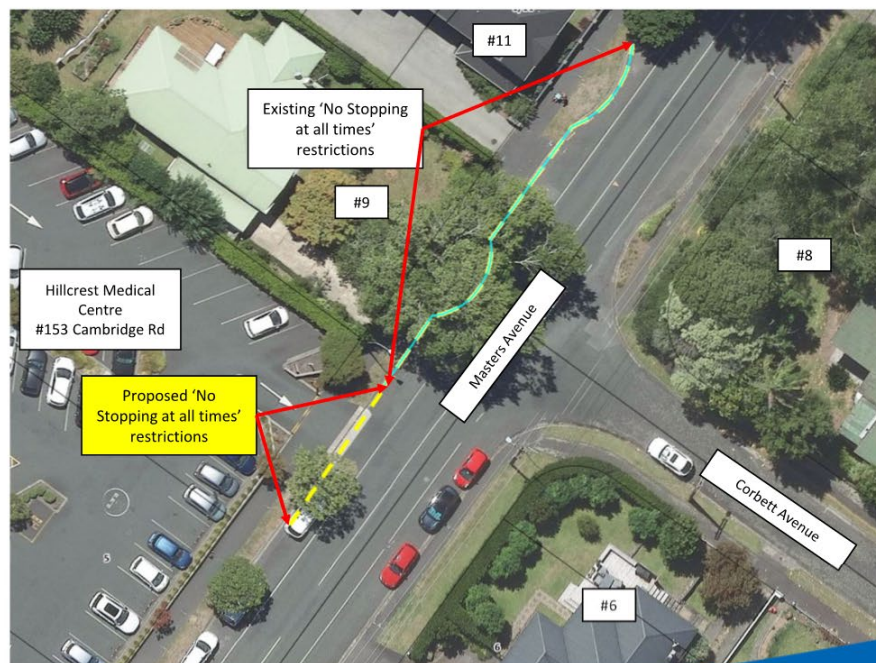


Proposed Parking Restrictions – Lake Domain Drive



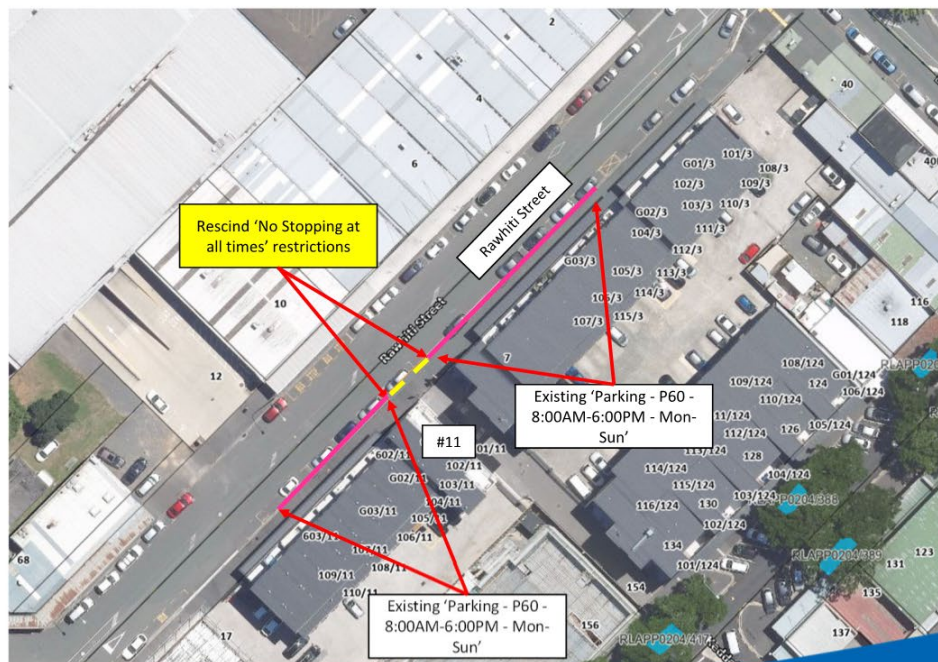
Attachment 1 - Illustrations of parking restriction changes for
TSL&RC Hearings Panel - May 2025

Proposed Parking Restrictions – Masters Avenue



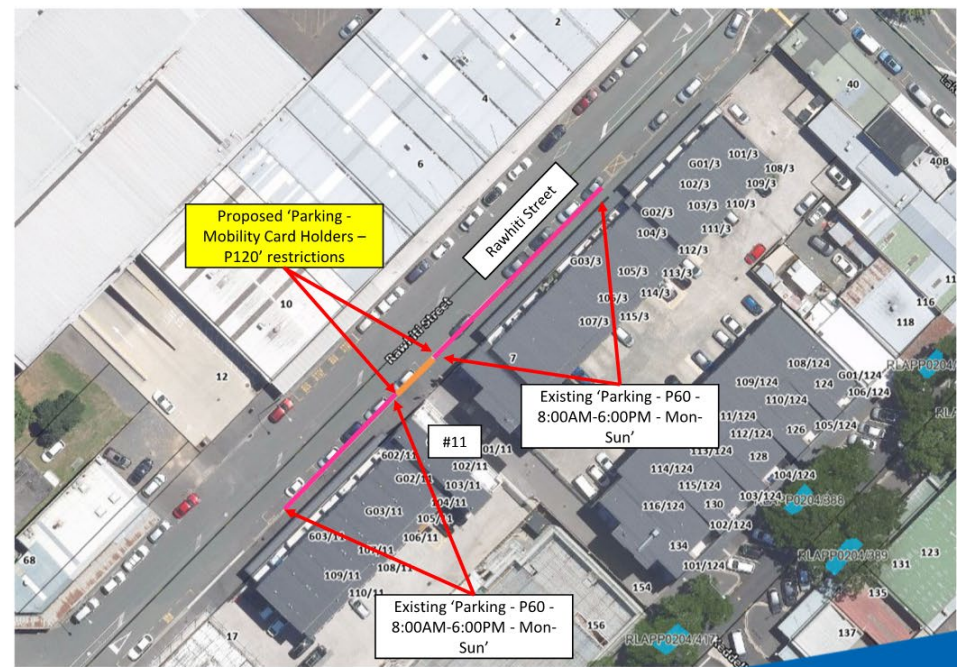
Attachment 1 - Illustrations of parking restriction changes for
TSL&RC Hearings Panel - May 2025

GIS Correction - Parking Restrictions – Rawhiti Street



Attachment 1 - Illustrations of parking restriction changes for
TSL&RC Hearings Panel - May 2025


Proposed Parking Restrictions – Rawhiti Street



Attachment 1 - Illustrations of parking restriction changes for
TSL&RC Hearings Panel - May 2025

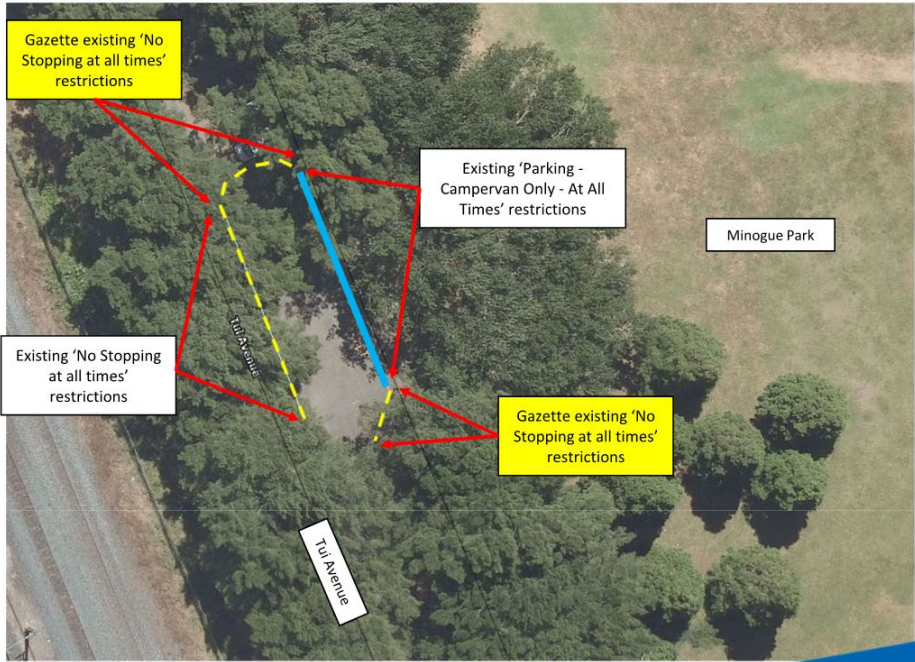


Proposed Parking Restrictions – Rifle Range Road



Attachment 1 - Illustrations of parking restriction changes for
TSL&RC Hearings Panel - May 2025

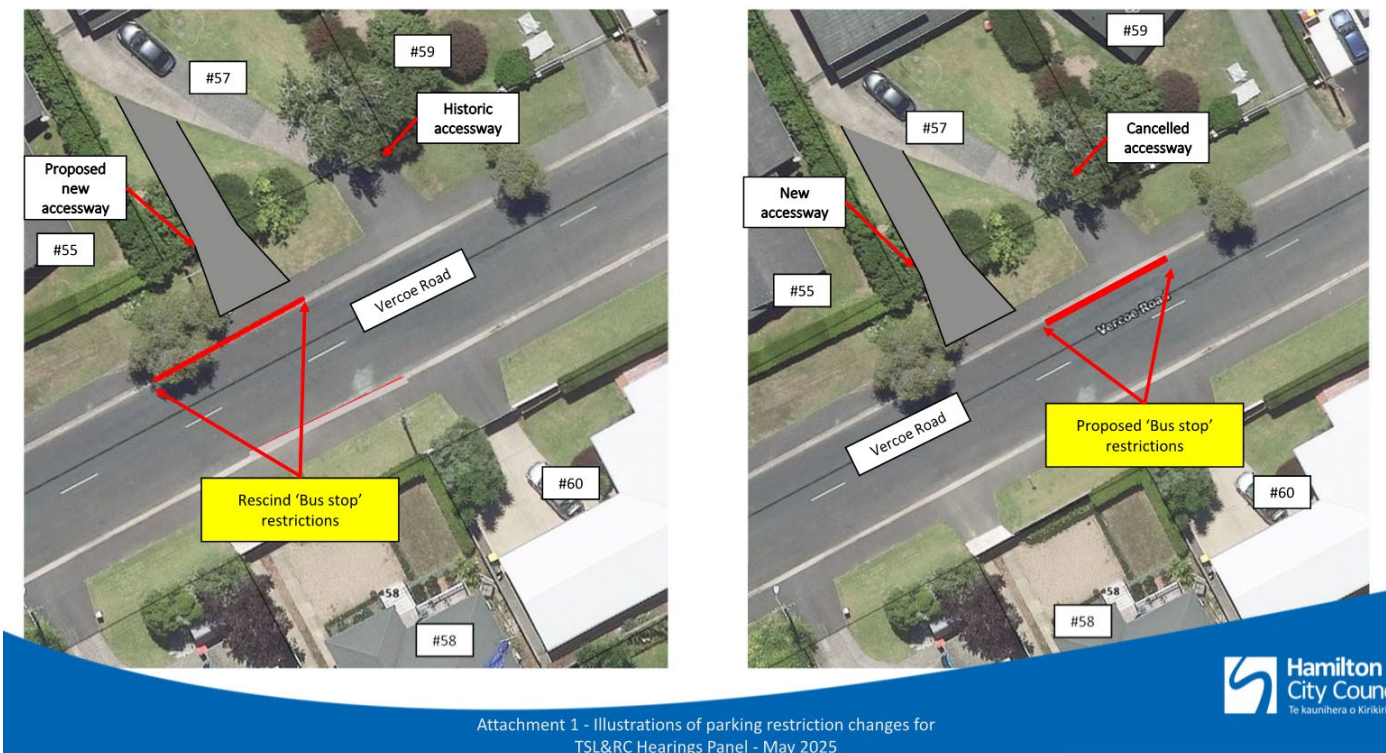
Gazette existing Parking Restrictions – Tui Avenue



Attachment 1 - Illustrations of parking restriction changes for
TSL&RC Hearings Panel - May 2025



Proposed Parking Restrictions – Vercoe Road



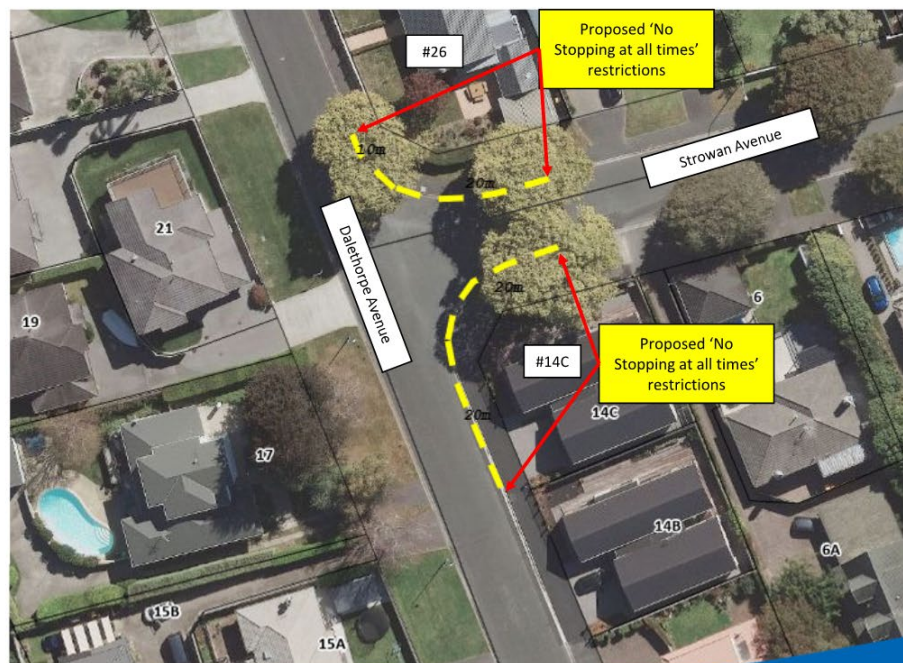
Attachment 1 - Illustrations of parking restriction changes for TSL&RC Hearings Panel - May 2025

Parking Restriction Changes Minor Transport Improvements

- 1. Strowan Avenue, Dalethorpe Avenue



Proposed Parking Restrictions – Strowan Avenue, Dalethorpe Avenue



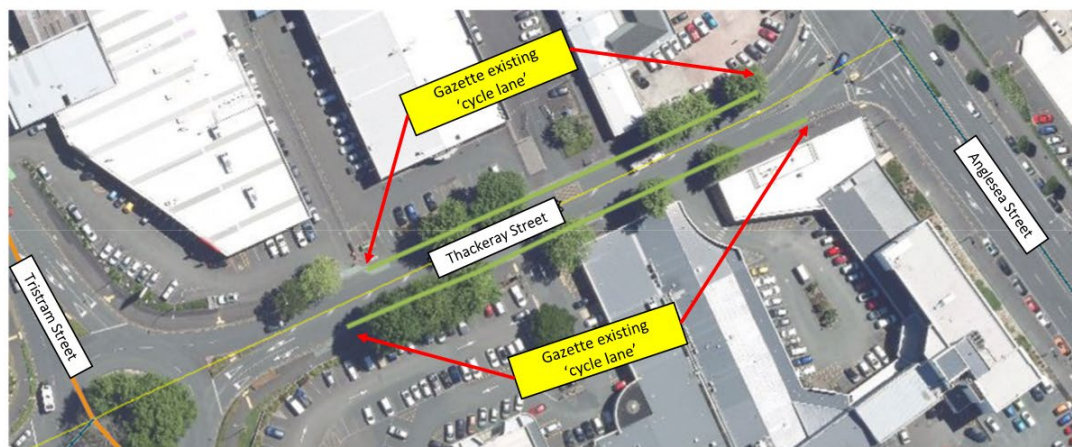
Attachment 1 - Illustrations of parking restriction changes for
TSL&RC Hearings Panel - May 2025

Traffic Bylaw register changes
Cycle Lanes

- 1. Thackeray Street
- 2. Wairere Drive

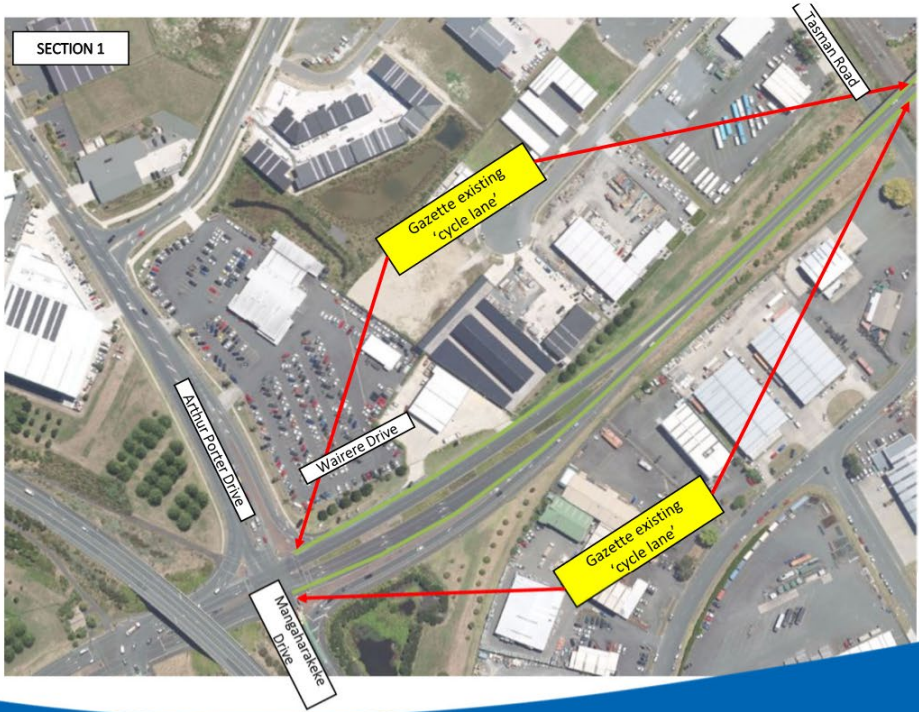


Traffic Bylaw register changes – Thackeray Street



Attachment 1 - Illustrations of parking restriction changes for
TSL&RC Hearings Panel - May 2025

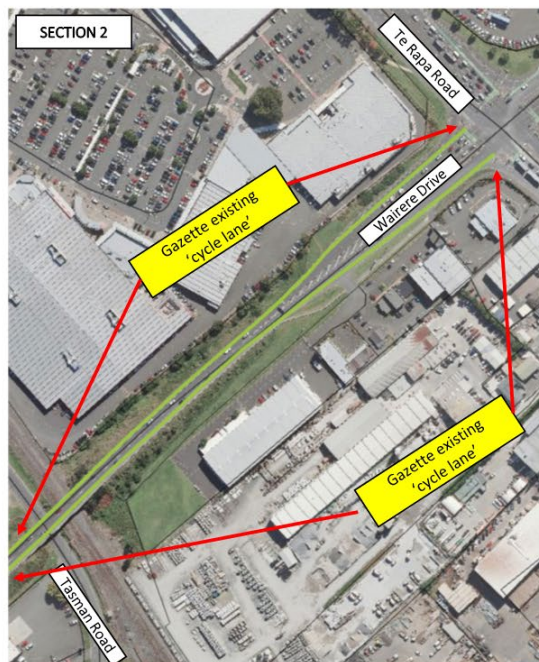
Traffic Bylaw register changes – Wairere Drive



Attachment 1 - Illustrations of parking restriction changes for
TSL&RC Hearings Panel - May 2025



Traffic Bylaw register changes – Wairere Drive



Attachment 1 - Illustrations of parking restriction changes for
TSL&RC Hearings Panel - May 2025

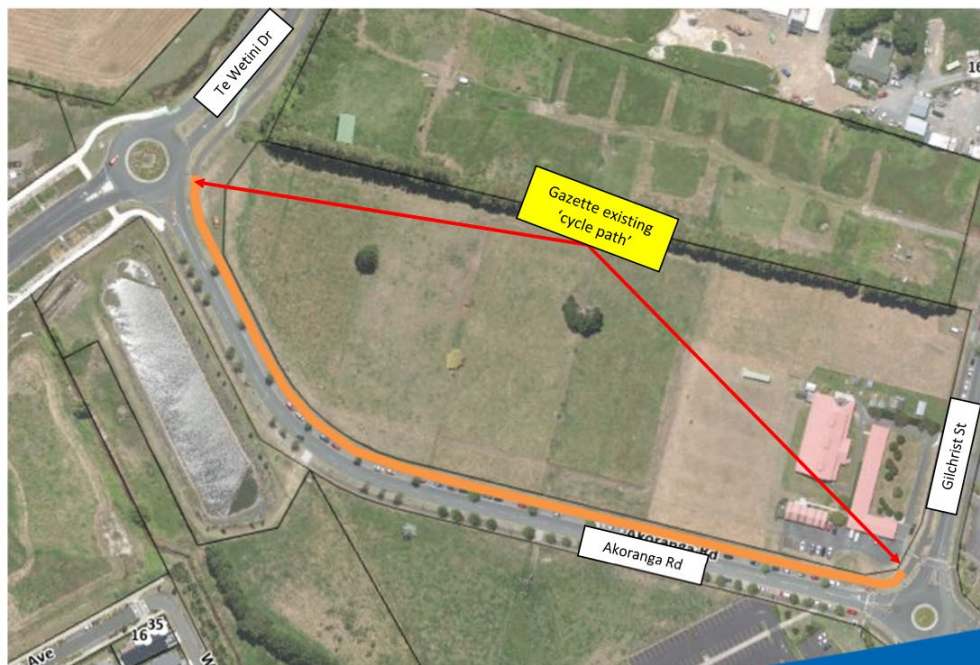
Traffic Bylaw register changes Part 1 - Cycle Paths (Shared Paths)

- | | |
|---------------------------------|----------------------|
| 1. Akoranga Road | 16. Te Wetini Drive |
| 2. Arthur Porter Drive | 17. Thackeray Street |
| 3. Baverstock Road | 18. Wairere Drive |
| 4. Brooklyn Road | |
| 5. Bymer Road | |
| 6. Fifth Avenue & Wairere Drive | |
| 7. Grey Street | |
| 8. Kiriwai Kaui Drive | |
| 9. Pembroke Street | |
| 10. Pukete Road | |
| 11. Rotokauri Road | |
| 12. Taiatea Drive | |
| 13. Tasman Road | |
| 14. Te Kowhai Road East | |
| 15. Te Rapa Road | |

Attachment 1 - Illustrations of parking restriction changes for
TSL&RC Hearings Panel – May 2025

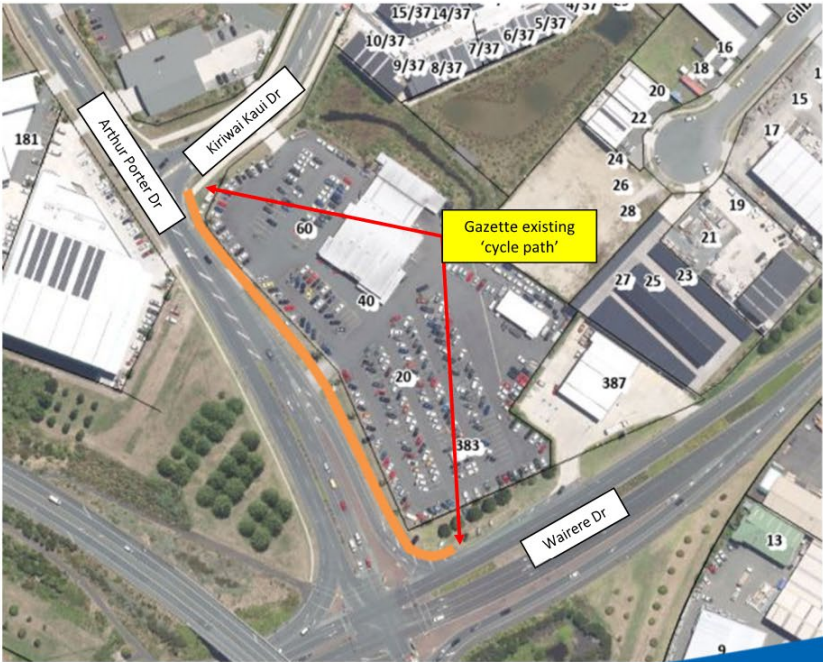


Traffic Bylaw register changes – Akoranga Road



Attachment 1 - Illustrations of parking restriction changes for
TSL&RC Hearings Panel - May 2025

Traffic Bylaw register changes – Arthur Porter Drive



Attachment 1 - Illustrations of parking restriction changes for
TSL&RC Hearings Panel - May 2025



Traffic Bylaw register changes – Baverstock Road



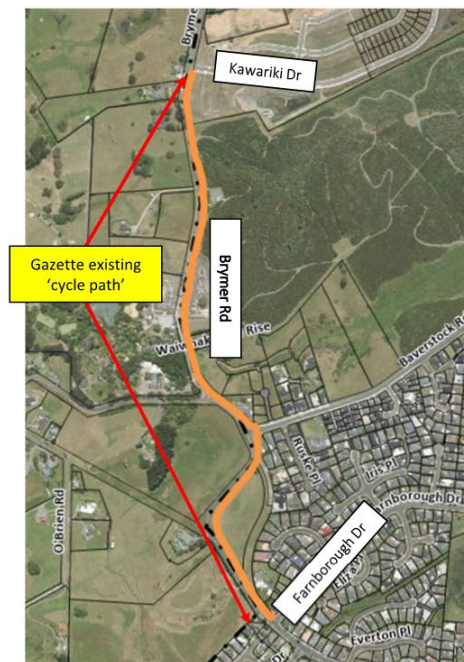
Traffic Bylaw register changes – Brooklyn Road



Attachment 1 - Illustrations of parking restriction changes for
TSL&RC Hearings Panel - May 2025



Traffic Bylaw register changes – Bymer Road



Attachment 1 - Illustrations of parking restriction changes for
TSL&RC Hearings Panel - May 2025

Traffic Bylaw register changes – Fifth Avenue & Wairere Drive



Attachment 1 - Illustrations of parking restriction changes for
TSL&RC Hearings Panel - May 2025



Item 6

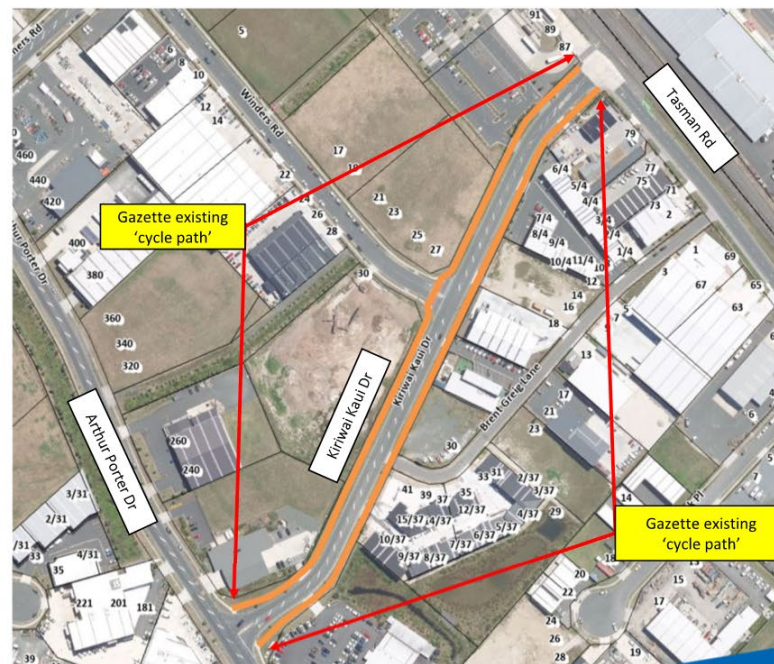
Attachment 1

Traffic Bylaw register changes – Grey Street



Attachment 1 - Illustrations of parking restriction changes for
TSL&RC Hearings Panel - May 2025

Traffic Bylaw register changes – Kiriwai Kaui Drive



Attachment 1 - Illustrations of parking restriction changes for
TSL&RC Hearings Panel - May 2025

Traffic Bylaw register changes – Pembroke Street



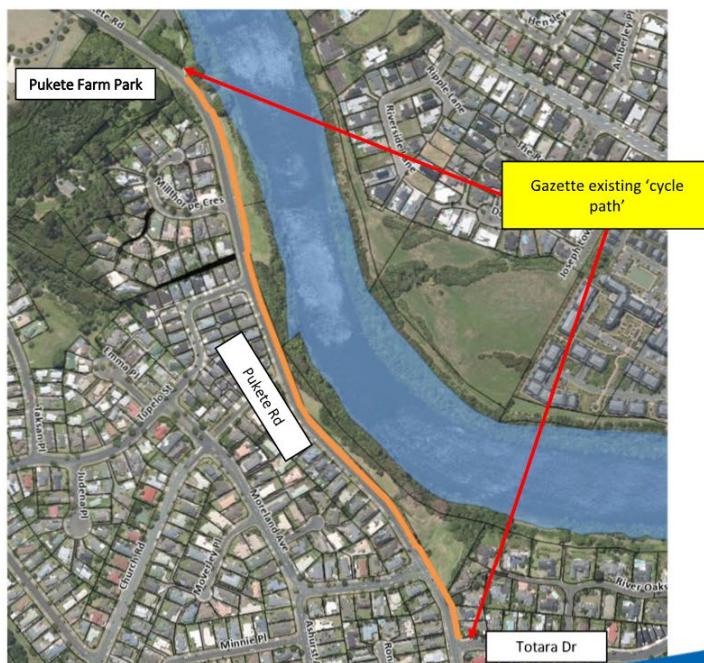
Attachment 1 - Illustrations of parking restriction changes for
TSL&RC Hearings Panel - May 2025

Traffic Bylaw register changes – Pukete Road



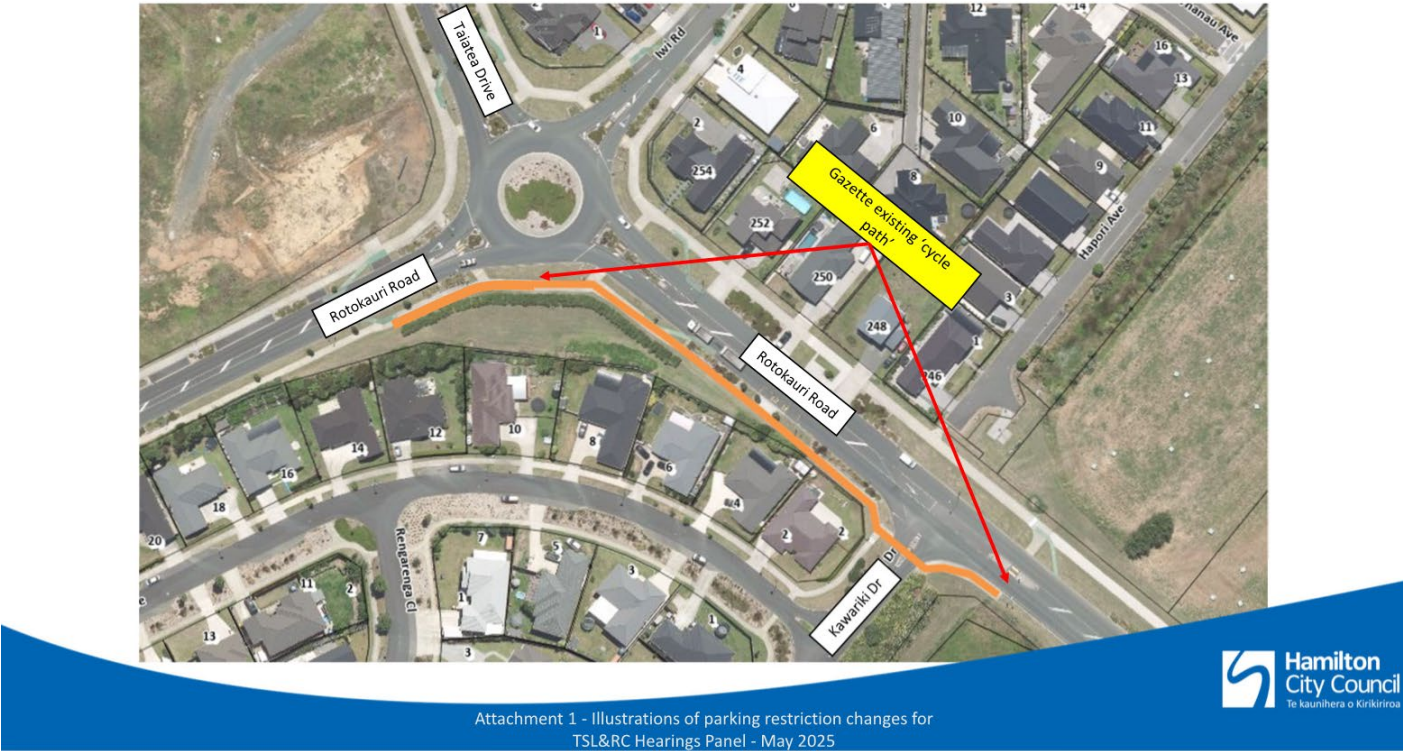
Attachment 1 - Illustrations of parking restriction changes for
TSL&RC Hearings Panel - May 2025

Traffic Bylaw register changes – Pukete Road



Attachment 1 - Illustrations of parking restriction changes for
TSL&RC Hearings Panel - May 2025

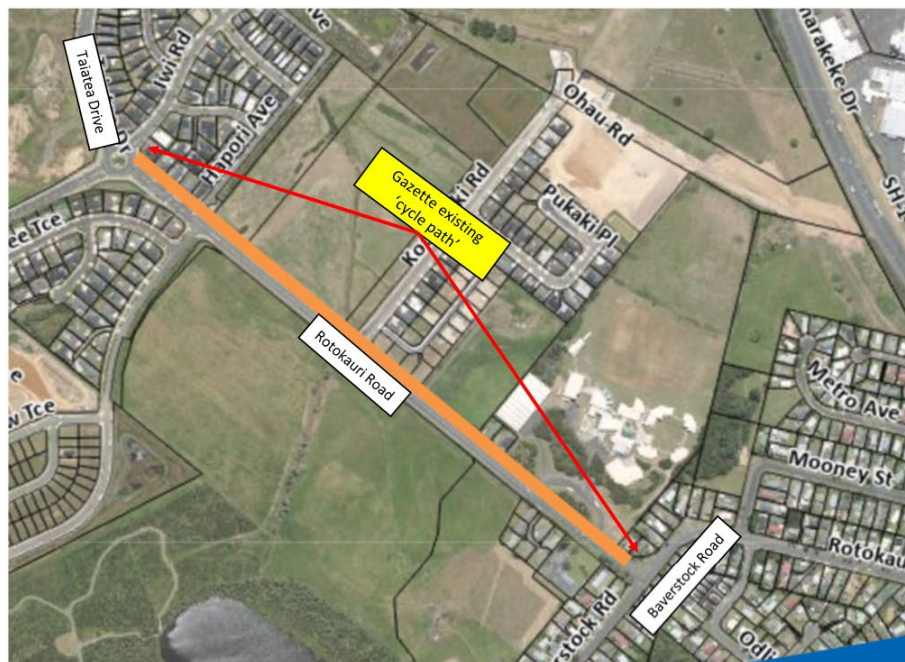
Traffic Bylaw register changes – Rotokauri Road



Item 6

Attachment 1

Traffic Bylaw register changes – Rotokauri Road



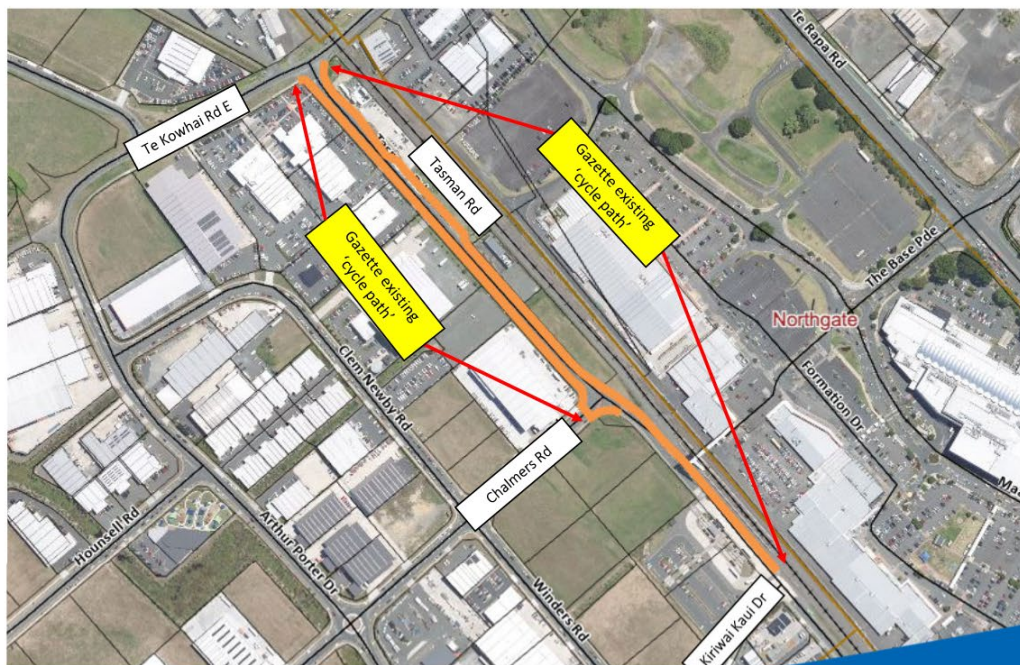
Attachment 1 - Illustrations of parking restriction changes for
TSL&RC Hearings Panel - May 2025

Traffic Bylaw register changes – Taiatea Drive



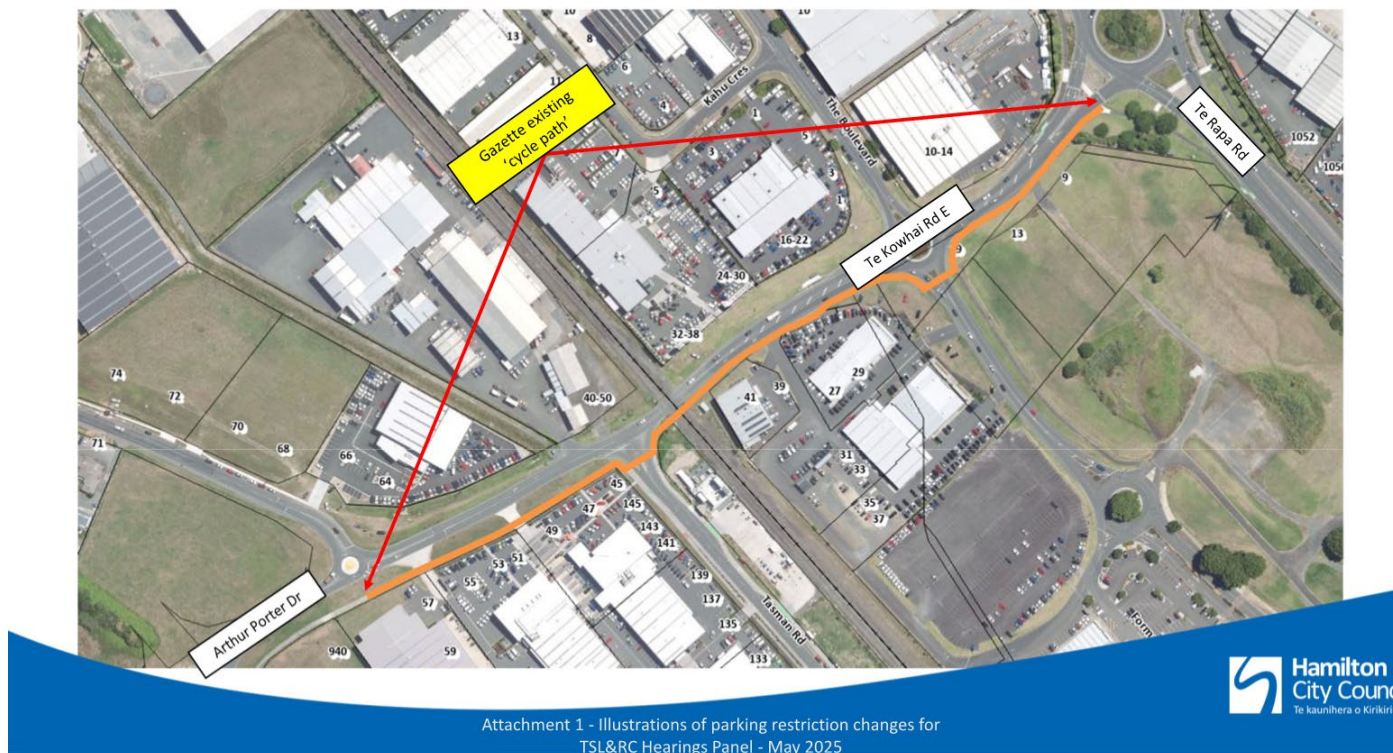
Attachment 1 - Illustrations of parking restriction changes for
TSL&RC Hearings Panel - May 2025

Traffic Bylaw register changes – Tasman Road



Attachment 1 - Illustrations of parking restriction changes for
TSL&RC Hearings Panel - May 2025

Traffic Bylaw register changes – Te Kowhai Road East



Item 6

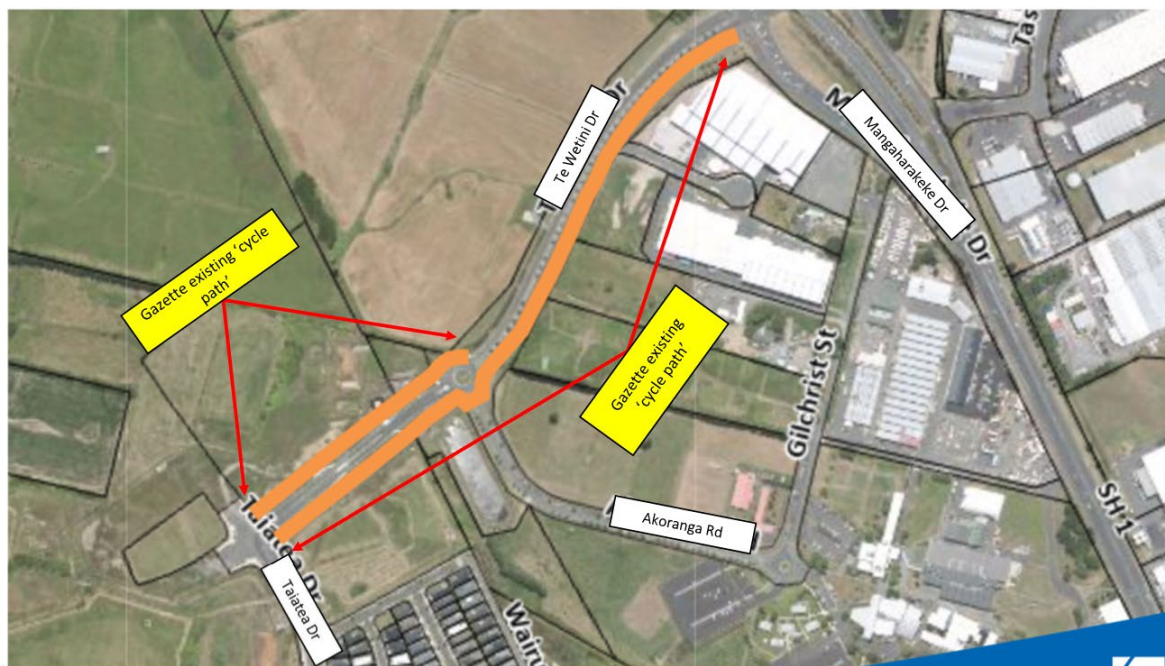
Attachment 1

Traffic Bylaw register changes – Te Rapa Road



Attachment 1 - Illustrations of parking restriction changes for
TSL&RC Hearings Panel - May 2025

Traffic Bylaw register changes – Te Wetini Drive



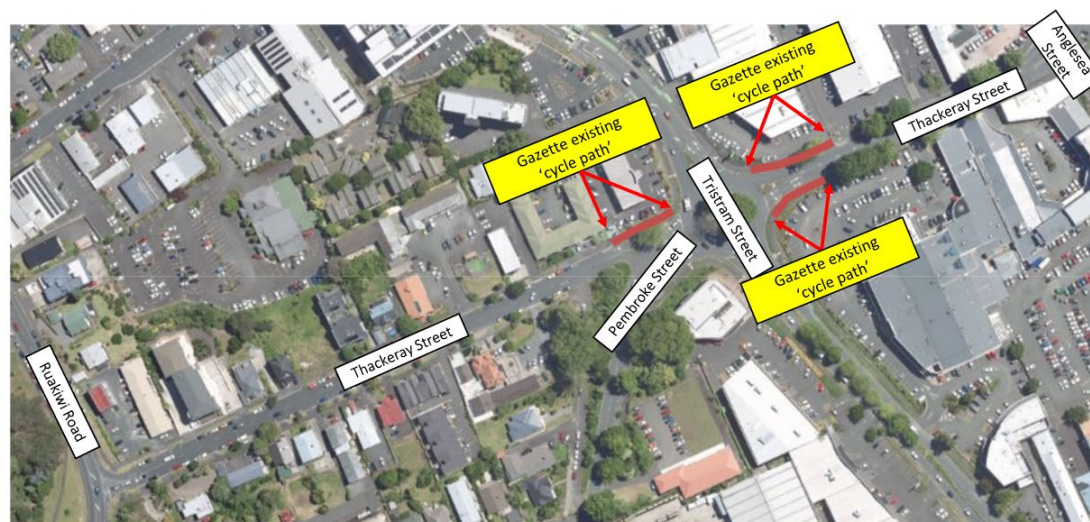
Attachment 1 - Illustrations of parking restriction changes for
TSL&RC Hearings Panel - May 2025



Item 6

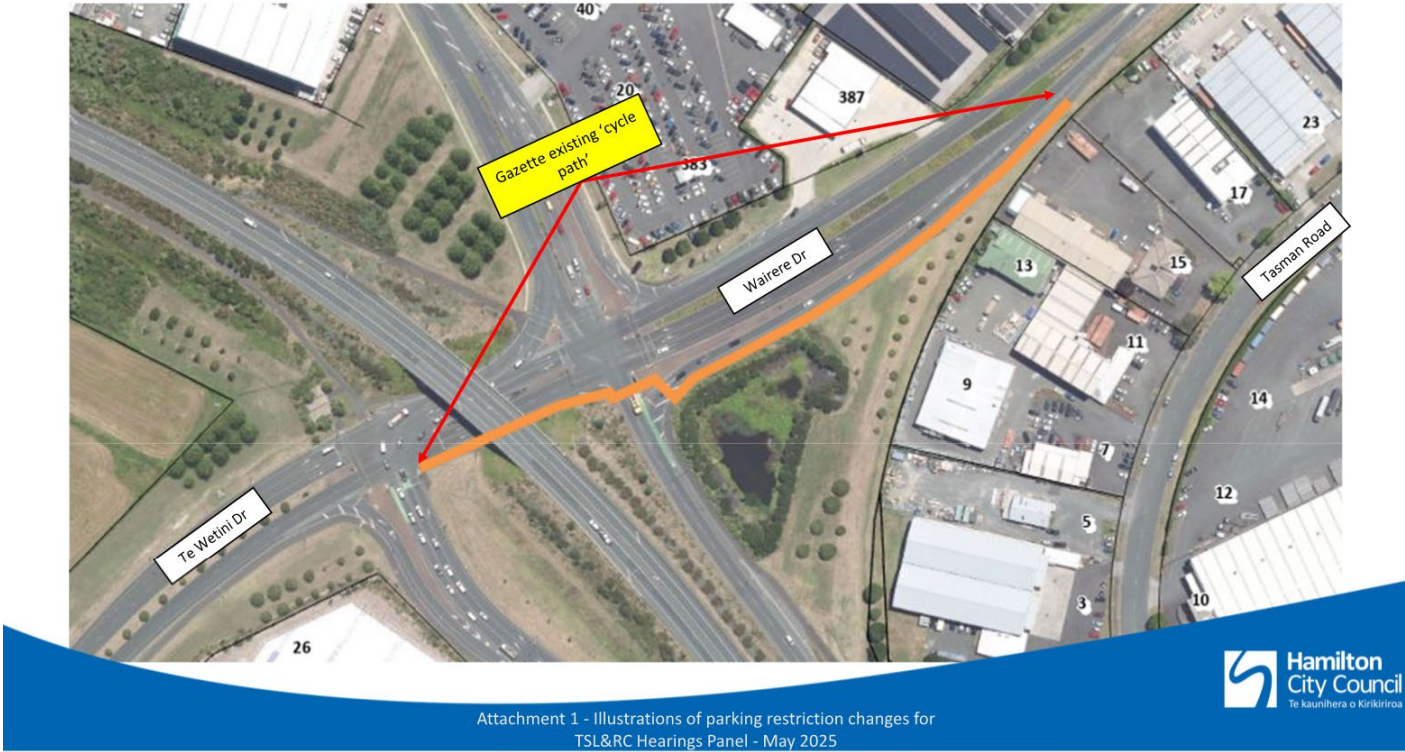
Attachment 1

Traffic Bylaw register changes – Thackeray Street and Pembroke Street



Attachment 1 - Illustrations of parking restriction changes for
TSL&RC Hearings Panel - May 2025

Traffic Bylaw register changes – Wairere Drive



Item 6

Attachment 1

Traffic Bylaw register changes Part 2 - Cycle Paths (Shared Paths) between streets.

1. Church Road & Pukete Road
2. Gilchrist Street & Mangaharakeke Drive
3. East Street & Bisley Road
4. East Street & Tramway Road
5. Sillary Street & Grey Street



Traffic Bylaw register changes – Between Church Road & Pukete Road



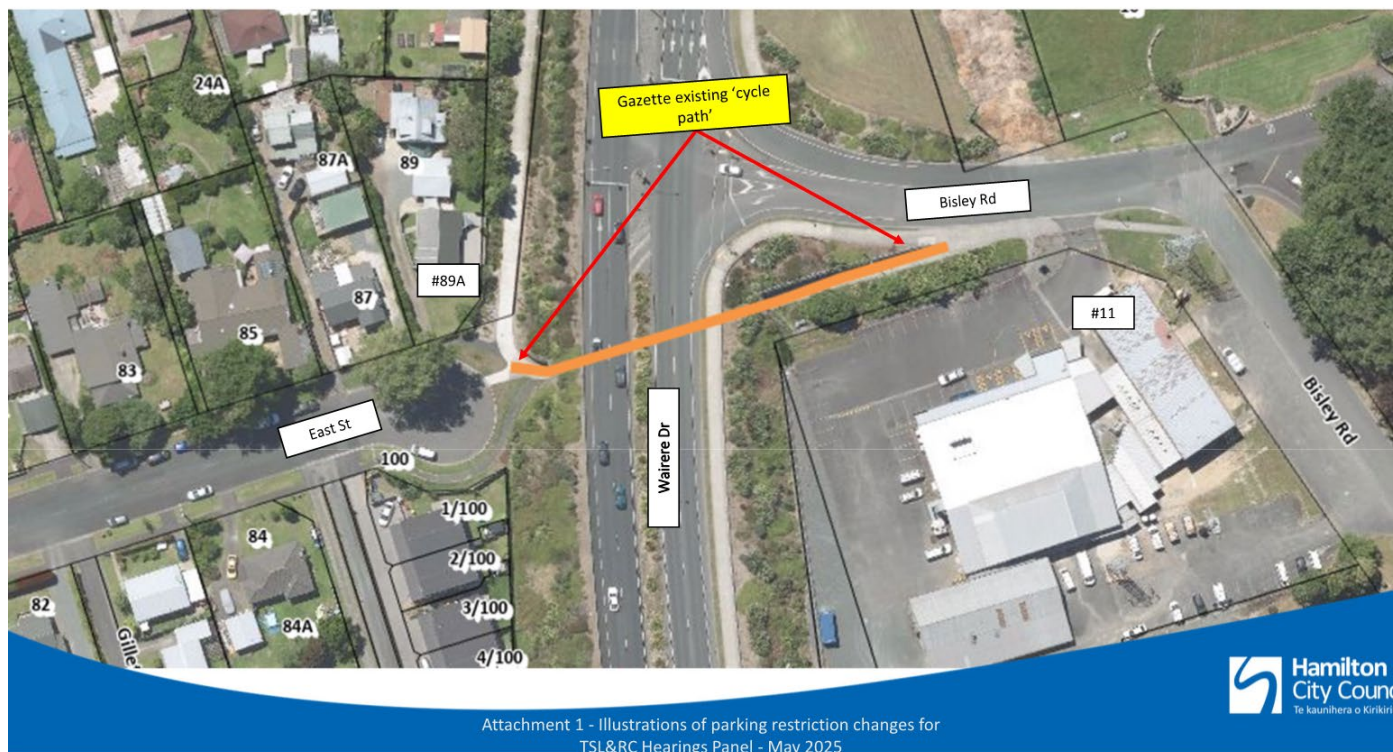
Attachment 1 - Illustrations of parking restriction changes for
TSL&RC Hearings Panel - May 2025

Traffic Bylaw register changes – Between Gilchrist Street & Mangaharakeke Drive

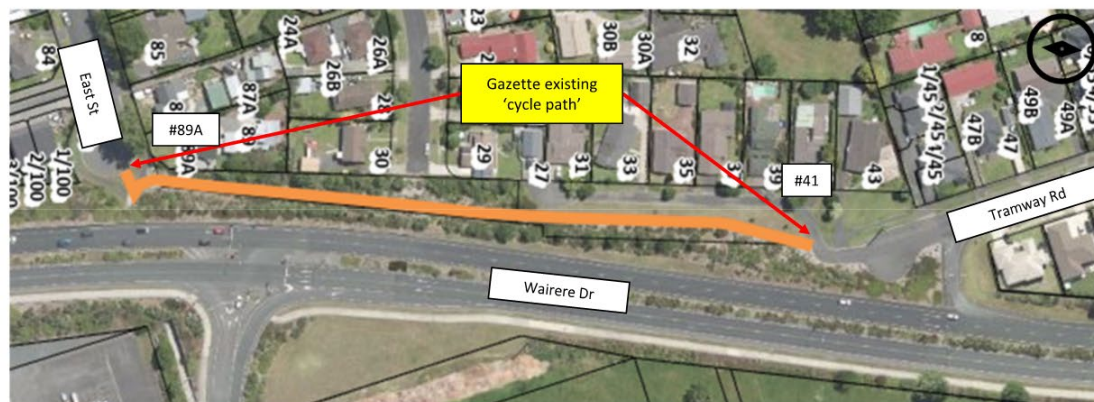


Attachment 1 - Illustrations of parking restriction changes for
TSL&RC Hearings Panel - May 2025

Traffic Bylaw register changes – Between East Street & Bisley Road



Traffic Bylaw register changes – Between East Street & Tramway Road



Attachment 1 - Illustrations of parking restriction changes for
TSL&RC Hearings Panel - May 2025

Traffic Bylaw register changes – Between Sillary Street & Grey Street



Item 6

Attachment 1

Attachment 1

Traffic Bylaw register changes
Light motor vehicle prohibitions

- 1. Te Ipukura Street

Item 6



Traffic Bylaw register changes – Te Ipukura Street



Item 6

Attachment 1

Attachment 2 – Schedule of proposed parking restriction changes for TSL&RC Hearings Panel – March 2025

Location (Street Name)	Requested by	Reason	Amendments to current restrictions
Alexandra Street	City Transport Unit	Gazette existing parking restrictions (resulting from development)	<ol style="list-style-type: none"> 1. Rescinding 20m 'No Stopping at all times' restriction outside #85 Alexandra Street. 2. Rescinding 16m 'Parking – P\$ - CBD Zone Parking – 8:00AM – 8:00PM – Mon-Fri' restriction outside Union Square parking. 3. Rescinding 8m 'No Stopping at all times' restriction outside Union Square parking. 4. Rescinding 62m 'Parking – P\$ - CBD Zone Parking – 8:00AM – 8:00PM – Mon-Fri' restriction starting outside #31 Alexandra Street and ending outside Union Square parking. 5. Installation of 35m 'No Stopping at all times' restriction starting outside #85 Alexandra Street and ending outside Union Square parking. 6. Installation of 70m 'Parking – P\$ - CBD Zone Parking – 8:00AM – 8:00PM – Mon-Fri' restriction starting outside #31 Alexandra Street and ending outside Union Square parking.
Barrington Drive	Customer request	Improve access to school and sight distances for children crossing the road.	<ol style="list-style-type: none"> 1. Rescinding 13m 'No Stopping at all times' restriction outside Te Manatu Park. 2. Rescinding 12.5m 'No Stopping at all times' restriction outside #1 The Ford. 3. Installation of 35m 'No Stopping - at all times' restriction starting outside Te Manatu Park and ending Waikato Waldorf School. 4. Installation of 25m 'No Stopping - at all times' restriction starting outside #1 The Ford and ending outside #74 Barrington Drive.
Beale Street	Customer request 3 Waters team	Gazette existing parking restrictions Gazette existing parking restrictions to provide unobstructed access to a pump station during emergencies.	<ol style="list-style-type: none"> 1. Gazette existing 5m 'No Stopping at all times' restriction outside #33 Beale Street. 2. Gazette existing 30m 'No Stopping at all times' restriction outside #33 Beale Street.

Attachment 2 – Schedule of proposed parking restriction changes for TSL&RC Hearings Panel – March 2025

Cambridge Road	City Transport Unit & Waikato Regional Council	Improve public transport (Bus) operations	<ol style="list-style-type: none"> 1. Installation of 5m 'No Stopping - at all times' restriction outside #43 Cambridge Road. 2. Installation of 5m 'No Stopping - at all times' restriction outside #51 Cambridge Road.
Cameron Road	Customer request	Improve sight distances for safe access to private lane (Chiefs Court)	<ol style="list-style-type: none"> 1. Rescinding 13.5m 'No Stopping at all times' restriction starting outside #65 Cameron Road and ending outside #1 Chiefs Court. 2. Installation of 25m 'No Stopping at all times' restriction starting outside #65 Cameron Road and ending outside #5 Chiefs Court.
Charlies Way	City Transport Unit	Gazette existing parking restrictions	<ol style="list-style-type: none"> 1. Installation of 10m outside #59A Charlies Way.
Dalethorpe Avenue	City Transport Unit	Minor Transport Improvement project to support safe crossing for children near a school.	<ol style="list-style-type: none"> 1. Installation of 10m 'No Stopping at all times' restriction outside #26 Dalethorpe Avenue. 2. Installation of 20m 'No Stopping at all times' restriction outside #14C Dalethorpe Avenue.
Earthmover Crescent	Customer request	Improve access for large and long vehicles to commercial properties.	<ol style="list-style-type: none"> 1. Installation of 20m 'No Stopping - at all times' restriction starting outside #21 Earthmover Crescent and ending outside #27 Earthmover Crescent. 2. Installation of 25m 'No Stopping - at all times' restriction starting outside #27 Earthmover Crescent and ending outside #29 Earthmover Crescent.
Higgins Road	City Transport Unit	Increase on-street parking capacity, and GIS corrections identified during delivery of road renewal programme.	<ol style="list-style-type: none"> 1. Rescinding 27.5m 'No Stopping - at all times' restriction starting outside #57 Higgins Road and #59 Higgins Road. 2. Rescinding 18m 'No Stopping - at all times' restriction outside #59 Higgins Road. 3. Rescinding 24m 'No Stopping - at all times' restriction outside #59A Higgins Road. 4. Installation of 20m 'No Stopping - at all times' restriction starting outside #57 Higgins Road. 5. Installation of 10m 'No Stopping - at all times' restriction outside #59 Higgins Road. 6. Installation of 25m 'No Stopping - at all times' restriction outside #59A Higgins Road.

U5RCTUST6MMN-1297529125-473151

Page 2 of 3

Hamilton City Council

Item 6

Attachment 2

Attachment 2 – Schedule of proposed parking restriction changes for TSL&RC Hearings Panel – March 2025

Lake Domain Drive	Customer request	Improve access to existing accessible ramp.	1. Installation of 15m 'No Stopping - at all times' restriction outside Hamilton Lake.
	City Transport Unit	Mobility Parking improvements	2. Installation of 5m 'Parking - Mobility Card Holders – P180 – At all times' restriction outside Hamilton Lake.
Masters Avenue	Customer Request	Improve safety for vehicles exiting parking lot from Hospital	1. Rescinding 20m 'No Stopping at all times' restriction starting outside #9 and ending outside #11 Masters Avenue. 2. Installation of 55m 'No Stopping at all times' restriction starting outside #153 Cambridge Road and ending outside #11 Masters Avenue.
Rawhiti Street	City Transport Unit	Provide reserved parking for mobility permit holders.	1. Rescinding 9m 'No Stopping at all times' restriction outside #11 Rawhiti Street. 2. Installation of 10m 'Parking - Mobility Card Holders – P120 – At all times' outside #11 Rawhiti Street.
Rifle Range Road	City Transport Unit	Provide reserved parking for mobility permit holders.	1. Installation of 10m 'Parking - Mobility Card Holders – P60 – At all times' restriction outside Frankton School.
Strowan Avenue	City Transport Unit	Minor Transport Improvements to support safe crossing for children near a school.	1. Installation of 20m 'No Stopping at all times' restriction outside #26 Dalethorpe Avenue. 2. Installation of 20m 'No Stopping at all times' restriction outside #14C Dalethorpe Avenue.
Tui Avenue	Customer request	Gazette existing parking restrictions	1. Rescinding 20m 'No Stopping at all times' restriction outside Minogue Park. 2. Gazette existing 30m 'No Stopping at all times' restriction outside Minogue Park. 3. Gazette existing 5m 'No Stopping at all times' restriction outside Minogue Park.
Veroe Road	Private Property Development	Relocation of Bus stop resulting from a new accessway.	1. Rescinding 12m 'Bus stop' restriction starting outside #55 Veroe Road and ending outside #57 Veroe Road. 2. Installation of 15m 'Bus stop' restriction outside #57 Veroe Road.

Summary

Cobham Drive Speed Limit Reduction

The aim of this consultation was to seek community feedback on reducing the speed limit on a section of Cobham Drive for safety, between the intersection of Normandy Avenue and Tristram Street, from 80km/h to 60km/h.

- i. Engagement from 17 March - 30 April 2025
- ii. We heard from 1613 individuals
- iii. We heard from 8 groups, businesses or organisations
- iv. Feedback was mostly captured through an online survey
- v. We used a Waikato Times print advert, social media, Antenno, and VMS boards (digital signs on the side of the road) on Cobham Drive to reach the community. Key stakeholders were also contacted.

Published Responses

These submissions have been received as part of the Council's consultation process where members of the community are given the opportunity to have their say on issues to be considered by the Council. The views expressed in the submissions are the view of various submitters and do not in any way represent the views of Hamilton City Council. All submissions received are considered by the Council as part of the deliberation process

Name	Verbal Submission?	Are you giving feedback on behalf of an organisation?
Dario Isaza	No	No, these are my own personal views
Aaron Jack (Jack House Transit	No	No, these are my own personal views
Nicola Aitken	No	No, these are my own personal views
Cathy McDonald	No	Yes - I am the official spokesperson for NZ Automobile Association (Waikato District)
Monique Willis	No	No, these are my own personal views
Tracy Briscoe	No	No, these are my own personal views
John	No	No, these are my own personal views
James Flett	No	No, these are my own personal views
Andrew Russ	No	No, these are my own personal views
Vicki	No	No, these are my own personal views
Zay Melville	No	No, these are my own personal views

Julie Law	No	No, these are my own personal views
Sunita Swamy	No	No, these are my own personal views
Judy Owen	No	No, these are my own personal views
Tamara Williams	No	No, these are my own personal views
Jeanette Parsons	No	No, these are my own personal views
Alan Breen	No	No, these are my own personal views
Armen Aghuzumtsyan	No	No, these are my own personal views
Catherine Parr	No	No, these are my own personal views
Taryn	No	No, these are my own personal views
Peter Bos	Yes	Yes - I am the official spokesperson for Living Streets Kirikiriroa
Anna	No	No, these are my own personal views
John Lawson	No	No, these are my own personal views
Denis Irvine	Yes	No, these are my own personal views
Kylie Gujer	No	No, these are my own personal views
Ed Franklin	No	No, these are my own personal views
Ben Suffield	Yes	No, these are my own personal views
Lucy Morrow	No	No, these are my own personal views
jamie sisley	No	No, these are my own personal views
Megan Smith	No	No, these are my own personal views
Geoff K Kreegher	No	No, these are my own personal views
Chris Manson	No	Yes - I am the official spokesperson for Bike Waikato
Paul Flanagan	No	No, these are my own personal views
Theresa	No	No, these are my own personal views
Darren Brown	No	No, these are my own personal views
Ron Olsen	No	No, these are my own personal views
Darren Harrison	No	No, these are my own personal views
Jeremy	No	No, these are my own personal views

Ted Letford	No	No, these are my own personal views
Graham Cochrane	No	No, these are my own personal views
KC Eichmann	No	No, these are my own personal views
Janice Williamson	No	No, these are my own personal views
Phillip Buchan	No	No, these are my own personal views
Kwyn	No	No, these are my own personal views
Rongokino Kemara	No	No, these are my own personal views
Chris McDell	No	No, these are my own personal views
Rebecca Yeates	No	No, these are my own personal views
Elizabeth Lee	No	No, these are my own personal views
Caryn	No	No, these are my own personal views
Milton Ngaruhe	No	No, these are my own personal views
Connie Magee	No	No, these are my own personal views
Virgil Robinson	No	No, these are my own personal views
Taryn	No	No, these are my own personal views
William suteney	No	No, these are my own personal views
Michelle Brown	No	No, these are my own personal views
Coral Hughes	Yes	No, these are my own personal views
Cara Lauder	No	No, these are my own personal views
Andrew Scott	No	No, these are my own personal views
Louise Hunter	No	No, these are my own personal views
Gail Blackwell	No	No, these are my own personal views
Steph Magee	No	No, these are my own personal views
Jamie	No	No, these are my own personal views
Lucia Chagas	No	No, these are my own personal views
Rivan Ren	No	No, these are my own personal views
Morgan Richards	No	No, these are my own personal views
Finn Gambrill	No	No, these are my own personal views

Hayden	No	No, these are my own personal views
Mo Esmaeil	No	No, these are my own personal views
Cami Carty-Melis	No	No, these are my own personal views
Jack Dillon	Yes	No, these are my own personal views
Winnie King	No	No, these are my own personal views
Abigail Denton	No	No, these are my own personal views
Emma	No	No, these are my own personal views
Albert Randall	No	No, these are my own personal views
Rinta Varghese	No	No, these are my own personal views
Connie Ake	No	No, these are my own personal views
linda jones	No	No, these are my own personal views
Jordan Mackinnon	No	No, these are my own personal views
Krish	No	No, these are my own personal views
susan gray	No	No, these are my own personal views
Margret Mclean	No	No, these are my own personal views
Mark Shepherd	No	No, these are my own personal views
Tylah	No	No, these are my own personal views
James Thomson	No	No, these are my own personal views
Awhina	No	No, these are my own personal views
Holly Redshaw	No	No, these are my own personal views
Margaret Ramsay	No	No, these are my own personal views
Robert McQueen	No	No, these are my own personal views
Jay	Yes	No, these are my own personal views
James	No	No, these are my own personal views
Santosh Adhikari	No	No, these are my own personal views
David	No	No, these are my own personal views
David Gribben	No	No, these are my own personal views
Rijo Koshy	No	No, these are my own personal views

Dan	No	No, these are my own personal views
Lisa Goldsmith	No	No, these are my own personal views
Tyler Bormans	No	No, these are my own personal views
Guy Lewis	No	No, these are my own personal views
NAOMI MCMINN	No	No, these are my own personal views
Geoff Genner	No	No, these are my own personal views
Ed prince	No	No, these are my own personal views
Patience	No	No, these are my own personal views
Blaire	No	No, these are my own personal views
Raul Buencamino	No	No, these are my own personal views
Kelsey Hallahan	No	No, these are my own personal views
Michelle Hart	No	No, these are my own personal views
Briar Watson	No	No, these are my own personal views
Matt Cables	No	No, these are my own personal views
Rhys	No	No, these are my own personal views
Michelle Sim	No	No, these are my own personal views
Diane Bradding	No	No, these are my own personal views
Bev Hoskins	No	No, these are my own personal views
Murray	No	No, these are my own personal views
Morgan Williams	No	No, these are my own personal views
Tracy Cox	No	No, these are my own personal views
Emmeline Summersong	No	No, these are my own personal views
Megan Lindsay	No	No, these are my own personal views
suman Sinha	No	No, these are my own personal views
Kim richards	No	No, these are my own personal views
Stacey Price	No	No, these are my own personal views
Leneshen Govender	No	No, these are my own personal views
Amanda Rowe	No	No, these are my own personal views

Tim Wagstaff	No	No, these are my own personal views
Andre	No	No, these are my own personal views
Peter Neuhauser	No	No, these are my own personal views
Andrew Walton	No	No, these are my own personal views
Kristina Green	No	No, these are my own personal views
Ben birch	No	No, these are my own personal views
Murray	No	No, these are my own personal views
Gareth	No	No, these are my own personal views
Keith McGlade	No	No, these are my own personal views
Bruce Murdoch	No	No, these are my own personal views
Nicholas Ling	Yes	No, these are my own personal views
Jen Burns	No	No, these are my own personal views
Jeremy Doneghue	No	No, these are my own personal views
Christopher Flintoff	No	No, these are my own personal views
Ritchie Williams	No	No, these are my own personal views
Karen McNally	No	No, these are my own personal views
Brent Nijssen	No	No, these are my own personal views
Stewart Blake	No	No, these are my own personal views
Pieta Mace	No	No, these are my own personal views
sarah fergusson	No	No, these are my own personal views
Matthew Jackson	No	No, these are my own personal views
Nick	No	No, these are my own personal views
Brett Wallace	No	No, these are my own personal views
Jade	No	No, these are my own personal views
John	No	No, these are my own personal views
David Ralfe	No	No, these are my own personal views
Patrick Tennant	No	No, these are my own personal views
Whanaupani Macown	No	No, these are my own personal views

Robert Price	No	No, these are my own personal views
Justin mills	No	No, these are my own personal views
xav	No	No, these are my own personal views
Brianny Wood	No	No, these are my own personal views
Isabella	No	No, these are my own personal views
Callum McDonald	No	No, these are my own personal views
A. Hills	No	No, these are my own personal views
Sian Dawson	No	No, these are my own personal views
Jesse	No	No, these are my own personal views
Puanani Strother	No	No, these are my own personal views
Osgar Gilbert	No	No, these are my own personal views
Tracey Williams	No	No, these are my own personal views
Frankie Letford	No	No, these are my own personal views
David Emery	No	No, these are my own personal views
Flavio moghini	No	No, these are my own personal views
Anna Malikova	No	No, these are my own personal views
Vinil	No	No, these are my own personal views
Debra Leong	No	No, these are my own personal views
Celine Kearney	No	No, these are my own personal views
Sabina	No	No, these are my own personal views
Aravind	No	No, these are my own personal views
Hayley Sullivan	No	No, these are my own personal views
Aaron Sullivan	No	No, these are my own personal views
T	No	No, these are my own personal views
Jan Bull	No	No, these are my own personal views
Jared Arches	No	No, these are my own personal views
Nikita	No	No, these are my own personal views
Amy Cossey	No	No, these are my own personal views

Kaya Ergul	No	No, these are my own personal views
Kate Williams	No	No, these are my own personal views
Kate Russell	No	No, these are my own personal views
Max Basson	No	No, these are my own personal views
Hamish	No	No, these are my own personal views
Renée	No	No, these are my own personal views
Jeremy Ferguson	No	No, these are my own personal views
Megan	No	No, these are my own personal views
Janine Solomann	No	No, these are my own personal views
Amy Crawley	No	No, these are my own personal views
Bernd Grunewald	No	No, these are my own personal views
Elizabeth Andrews	No	No, these are my own personal views
Alan Carter	No	No, these are my own personal views
Patrick Armstrong	No	No, these are my own personal views
Katie Osborne	No	No, these are my own personal views
Victoria Park	No	No, these are my own personal views
Ritchie Williams	No	No, these are my own personal views
Tom Fox	No	No, these are my own personal views
Dave Kerry	No	No, these are my own personal views
Rachel	No	No, these are my own personal views
Anna and Chris Fairley	No	No, these are my own personal views
Gareth	No	No, these are my own personal views
C Wetzels	No	No, these are my own personal views
Ian	No	No, these are my own personal views
Max Davies	No	No, these are my own personal views
john	No	No, these are my own personal views
Bruce Godfrey	No	No, these are my own personal views
mark	No	No, these are my own personal views

Michael Depree	No	No, these are my own personal views
Kate Webber	No	No, these are my own personal views
karleen	No	No, these are my own personal views
Bob	No	No, these are my own personal views
Bobbie Sumner	No	No, these are my own personal views
Neville Miller	No	No, these are my own personal views
Nicola Timmo	No	No, these are my own personal views
Kathryn Taylor	No	No, these are my own personal views
Dick	No	Yes - I am the official spokesperson for Pill popper 3000 inc
Mason Bowker	No	No, these are my own personal views
Leroy Smith	No	No, these are my own personal views
Paras Gajjar	No	No, these are my own personal views
Olivia La Roche	No	No, these are my own personal views
Lei Clarke	No	No, these are my own personal views
Trev Margolin	No	No, these are my own personal views
Brodie FitzGeorge	No	No, these are my own personal views
Mark Hawes	No	No, these are my own personal views
Shardell quinn	No	No, these are my own personal views
Jathin Ramdas	No	No, these are my own personal views
Khureshi Abram	No	No, these are my own personal views
Phil Dabrowski	No	No, these are my own personal views
Steve	No	No, these are my own personal views
Mahendra Singh Kumble	No	No, these are my own personal views
Mark	No	No, these are my own personal views
K Young	No	No, these are my own personal views
Steve	No	No, these are my own personal views
Sam Christiansen	No	No, these are my own personal views

Michaela Vincent	No	No, these are my own personal views
DAVID	No	No, these are my own personal views
Johnson Philip	No	No, these are my own personal views
Warrick Rowland	No	No, these are my own personal views
Anna-Leigh	No	No, these are my own personal views
Ricky	No	No, these are my own personal views
Jaime Flavell	No	No, these are my own personal views
Joseph Price	No	No, these are my own personal views
Dylan	No	No, these are my own personal views
James Flavell	No	No, these are my own personal views
Cai	No	No, these are my own personal views
Grace	No	No, these are my own personal views
Anita Roberts	No	No, these are my own personal views
Amy Andrew	No	No, these are my own personal views
Anne	No	No, these are my own personal views
Cara Davey	No	No, these are my own personal views
Paris Campbell	No	No, these are my own personal views
Warrick powrie	No	No, these are my own personal views
Warrick Powrie	No	No, these are my own personal views
BL Spiers	No	No, these are my own personal views
Deidre McRobie	No	No, these are my own personal views
Grant Horton	No	No, these are my own personal views
Sharyn Mills	No	No, these are my own personal views
Troy Gaudencio	No	No, these are my own personal views
Dave Brooky	No	No, these are my own personal views
Martin Blackburn	No	No, these are my own personal views
Ingrid Jones	No	No, these are my own personal views
Howard Webber	No	No, these are my own personal views

Hugh Goodman	No	No, these are my own personal views
Kenneth Allan Parker	No	No, these are my own personal views
Ann-Marie Anainga	No	No, these are my own personal views
cat	No	No, these are my own personal views
Luke Verschaffelt	No	No, these are my own personal views
Bekz Panek	No	No, these are my own personal views
Keith MacMillan	No	No, these are my own personal views
Unmesha	No	No, these are my own personal views
Phillip Wayne Keen	No	No, these are my own personal views
Byron Arnold	No	No, these are my own personal views
Greg Spark	No	No, these are my own personal views
Dylan Matena	Yes	No, these are my own personal views
Sonia	No	No, these are my own personal views
Annette Hill	Yes	No, these are my own personal views
Graeme Olorenshaw	No	No, these are my own personal views
Kevin Gilbert	No	No, these are my own personal views
Jason	No	No, these are my own personal views
Jason Bidois	No	No, these are my own personal views
Flynn	No	No, these are my own personal views
Chris Campbell	No	No, these are my own personal views
Nicholas van Brakel	No	No, these are my own personal views
Ronald	No	No, these are my own personal views
Morgan	No	No, these are my own personal views
Anwar Rosmin	No	No, these are my own personal views
Caitlynn	Yes	No, these are my own personal views
keegan	No	No, these are my own personal views
Lynn Hardaker	No	No, these are my own personal views
Steve Tyler	No	No, these are my own personal views

Tim	No	No, these are my own personal views
Blair Smith	No	No, these are my own personal views
Sarah Tennant	No	No, these are my own personal views
Maria Holmes	No	No, these are my own personal views
Ross Dickey	No	No, these are my own personal views
JAROD	No	No, these are my own personal views
Oli	No	No, these are my own personal views
vicki	No	No, these are my own personal views
Kevin Godfree	No	No, these are my own personal views
Murray Brown	Yes	No, these are my own personal views
Rosemary Bird	No	No, these are my own personal views
Grim	No	No, these are my own personal views
Leigh	No	No, these are my own personal views
Jeeraj Rajkumar	No	No, these are my own personal views
Kevin Collins	No	No, these are my own personal views
Sue Burn	No	No, these are my own personal views
Brenda Davies	No	No, these are my own personal views
Geoff	No	No, these are my own personal views
Theresa	No	No, these are my own personal views
Jordan	No	No, these are my own personal views
Merran Powell	No	No, these are my own personal views
Cullen White	No	No, these are my own personal views
Robert	No	No, these are my own personal views
Jaspreet tiwana	No	No, these are my own personal views
Teresa McIntosh	No	No, these are my own personal views
Cole	No	No, these are my own personal views
Corinne Watts	No	No, these are my own personal views
Murray Rounthwaite	No	No, these are my own personal views

Raymond Kelsen	No	No, these are my own personal views
Danny Thornburrow	No	No, these are my own personal views
Mel Slade	No	No, these are my own personal views
Jayson	No	No, these are my own personal views
Seth Gillies	No	No, these are my own personal views
Azurehaze	No	No, these are my own personal views
Bruce Dennis	No	No, these are my own personal views
Maylene Ross	No	No, these are my own personal views
Mark Vincent	No	No, these are my own personal views
Allan Mark	No	No, these are my own personal views
SAJU PARAYIL	No	No, these are my own personal views
Elisabeth McAdam	No	No, these are my own personal views
Fynn Curry	No	No, these are my own personal views
Harman	No	No, these are my own personal views
Penny Baxter	No	No, these are my own personal views
Nicola Lye	No	No, these are my own personal views
Sanjaya Abeysinghe	No	No, these are my own personal views
Bob	No	No, these are my own personal views
Pearlie Chan	No	No, these are my own personal views
Bridget Carden	No	No, these are my own personal views
Ashlee	No	No, these are my own personal views
Kane simek	No	No, these are my own personal views
Basil Swart	Yes	No, these are my own personal views
Paul Bradley	No	No, these are my own personal views
Jesse	No	No, these are my own personal views
Bil Ironmonger	No	No, these are my own personal views
Brad Sayer	No	No, these are my own personal views
Grayson	No	No, these are my own personal views

Allan Robinson	No	No, these are my own personal views
Zoe Smith	No	No, these are my own personal views
Hannah	No	No, these are my own personal views
Jethro Price-Johnson	No	No, these are my own personal views
Alina Bleaken	No	No, these are my own personal views
Anton Percy	No	No, these are my own personal views
Amith	No	No, these are my own personal views
Peter Hill	Yes	No, these are my own personal views
Phil Jerome	No	No, these are my own personal views
Jessamae Hampson	No	No, these are my own personal views
Max	No	No, these are my own personal views
Rochelle pepper	No	No, these are my own personal views
Devon Reece	No	No, these are my own personal views
Becca	No	No, these are my own personal views
Graeme Ward	No	No, these are my own personal views
Bruce irving	No	
Anjaly	No	No, these are my own personal views
Paige Wassenaar	No	No, these are my own personal views
Ruby Boon	No	No, these are my own personal views
Georgina	No	No, these are my own personal views
Neha Shiju	No	No, these are my own personal views
Adine	No	No, these are my own personal views
Fran	No	No, these are my own personal views
Laura	No	No, these are my own personal views
Karen Singers	No	No, these are my own personal views
Caren Yaprak	Yes	No, these are my own personal views
Jonathan Nicholson	No	No, these are my own personal views
Tracy Wilde	No	No, these are my own personal views

Andrew Wilde	No	No, these are my own personal views
Chris Saju	No	No, these are my own personal views
DAVID Chamberlain	No	No, these are my own personal views
Johnson Rosemary	No	No, these are my own personal views
Nimmy mathew	No	No, these are my own personal views
Lucy Ogden	No	No, these are my own personal views
Johnson	No	No, these are my own personal views
Simon burrows	No	No, these are my own personal views
Selena Batt	No	No, these are my own personal views
Hannah	No	No, these are my own personal views
Paul richman	No	No, these are my own personal views
David Manson	No	No, these are my own personal views
Carol McKendry	No	No, these are my own personal views
FirstName LastName	No	No, these are my own personal views
Max	No	No, these are my own personal views
Teagan	Yes	No, these are my own personal views
Steve Dixon	No	No, these are my own personal views
Rupert D'Cruze	No	No, these are my own personal views
Nina	No	No, these are my own personal views
Chandrakanth	No	No, these are my own personal views
Kayla Kennedy	No	No, these are my own personal views
Orion Edwards	No	No, these are my own personal views
Lance Bauerfeind	No	No, these are my own personal views
Ashley	No	
Jack Craig	No	No, these are my own personal views
Sheree Small	No	No, these are my own personal views
Tiaan	No	No, these are my own personal views
Mitchell Williams	No	No, these are my own personal views

Falcone	No	No, these are my own personal views
Katherine Foulkes	No	No, these are my own personal views
Ryan Tizard	No	No, these are my own personal views
Simon	No	No, these are my own personal views
Royden Thony	No	No, these are my own personal views
Hannah	No	No, these are my own personal views
Tom Bronlund	No	No, these are my own personal views
Adelina	No	No, these are my own personal views
Jane Smith	No	No, these are my own personal views
Calista	No	No, these are my own personal views
Liz de Jong	No	N/A
Jess McEvoy	No	No, these are my own personal views
Melody Te Moananui	No	No, these are my own personal views
Aidan Clarkin-Rush	No	No, these are my own personal views
Anonymous	No	No, these are my own personal views
Sasha	No	No, these are my own personal views
Graeme Stantiall	No	No, these are my own personal views
Nicole	No	No, these are my own personal views
Barrie Fraser	No	No, these are my own personal views
C Fraser	No	No, these are my own personal views
Hudson	No	No, these are my own personal views
Dannielle Robinson	No	No, these are my own personal views
Ilana Signal	No	No, these are my own personal views
Twan Spil	No	No, these are my own personal views
Callie Qiu	No	No, these are my own personal views
Lisette Ingram	No	No, these are my own personal views
Louis	No	No, these are my own personal views
Michael Fox	No	No, these are my own personal views

Brendan Turney	No	No, these are my own personal views
Stephen Hay	No	No, these are my own personal views
Hayden Nicol	No	No, these are my own personal views
Jesse Cooper	No	No, these are my own personal views
Tammy Valler	Yes	No, these are my own personal views
Brandon	No	No, these are my own personal views
Aaron karam	Yes	No, these are my own personal views
Wendy Clark	No	No, these are my own personal views
Catherine Coutts	No	No, these are my own personal views
Bridie Pizzini	No	No, these are my own personal views
Jennie Marks	No	No, these are my own personal views
Diane Emms	No	No, these are my own personal views
Mark Emms	No	No, these are my own personal views
Briar	No	No, these are my own personal views
Allisha Reid	No	No, these are my own personal views
Cathy head	No	No, these are my own personal views
Maddie	No	No, these are my own personal views
Kyle Dsouza	No	No, these are my own personal views
Tayla	No	No, these are my own personal views
Jack	No	No, these are my own personal views
Jasmine McIvor	No	No, these are my own personal views
Jennifer Statler	No	No, these are my own personal views
Melissa Allfrey	No	No, these are my own personal views
Graeme slater	No	No, these are my own personal views
Hamish spall	No	No, these are my own personal views
madison	No	No, these are my own personal views
Brenden Te Wao	No	No, these are my own personal views
Christina	No	No, these are my own personal views

Fiona	No	No, these are my own personal views
Sandy Freyberg	No	No, these are my own personal views
Louise MacKinnon	No	No, these are my own personal views
Lachlan	No	No, these are my own personal views
Rewa hohepa	No	No, these are my own personal views
Melissa Addison	No	No, these are my own personal views
Stephanie Jones	No	No, these are my own personal views
Samantha Barratt	No	No, these are my own personal views
M	No	No, these are my own personal views
Rico D'Anvers	No	No, these are my own personal views
Anthony Oxley	No	No, these are my own personal views
Keila	No	No, these are my own personal views
Stephen Adams	No	No, these are my own personal views
Ross Brewer	No	No, these are my own personal views
Kelvin	No	No, these are my own personal views
Christopher Staal	No	No, these are my own personal views
Hayden Dillon	No	No, these are my own personal views
Ash	No	No, these are my own personal views
Kelsey	No	No, these are my own personal views
Meighan Allan	No	No, these are my own personal views
Jono Yeow	No	No, these are my own personal views
Steve	No	No, these are my own personal views
Amy Gibson	No	No, these are my own personal views
bina lanka	No	No, these are my own personal views
Robert Kingston	No	No, these are my own personal views
Linda Renner	No	No, these are my own personal views
Anna Gibson	No	No, these are my own personal views
Lynette Ashton	No	No, these are my own personal views

Bryce Weal	No	No, these are my own personal views
Ele Duncan	No	No, these are my own personal views
Jo Payne	No	No, these are my own personal views
Julia Wakerley	No	No, these are my own personal views
Apisai	No	No, these are my own personal views
Janet Weal	No	No, these are my own personal views
Chris Williams	No	No, these are my own personal views
Lara Anderson	No	No, these are my own personal views
Graeme McMillan	No	No, these are my own personal views
Steve Coles	No	No, these are my own personal views
Bao Hoang	No	No, these are my own personal views
Ella Simmons	No	No, these are my own personal views
Emma James	No	No, these are my own personal views
Jerran Dean	No	No, these are my own personal views
John Murray	Yes	No, these are my own personal views
Court	No	No, these are my own personal views
Cheryl T	No	No, these are my own personal views
Bronwyn Atkinson	No	No, these are my own personal views
Vicky Burgess-Munro	No	No, these are my own personal views
Bindu	No	No, these are my own personal views
Judith Giddy	No	No, these are my own personal views
Kayla Gibbons	No	No, these are my own personal views
Anita Garratt	No	No, these are my own personal views
Shona Gibbons	No	No, these are my own personal views
abby hill-seymour	No	No, these are my own personal views
Nicky Wise	Yes	No, these are my own personal views
Derek	No	No, these are my own personal views
Lesley Beech	No	No, these are my own personal views

Nita Harding	No	No, these are my own personal views
Savana	No	No, these are my own personal views
Michael Thomson	No	No, these are my own personal views
Dug Stuart	No	No, these are my own personal views
Peter Mayall	No	No, these are my own personal views
Carl Lickfold	No	No, these are my own personal views
hamilton Ratepayer, Road User, cyclist, car owner, pedestrian.	No	No, these are my own personal views
Sheila	No	No, these are my own personal views
Fiona	No	No, these are my own personal views
Tim	No	No, these are my own personal views
Gillian Dufty	No	No, these are my own personal views
Jose	No	No, these are my own personal views
Max Christophersen	Yes	No, these are my own personal views
Emil karlsson	No	No, these are my own personal views
Daniel Harrison	No	No, these are my own personal views
J Purdy	No	No, these are my own personal views
Jessica	No	No, these are my own personal views
Martin finney	No	No, these are my own personal views
Rebecca Webber	No	No, these are my own personal views
Sarah Burns	No	No, these are my own personal views
Kevin Foote	No	No, these are my own personal views
Monika Sullivan	No	No, these are my own personal views
Aiden James Starr	No	No, these are my own personal views
Oceaan Mckay	No	No, these are my own personal views
Jennifer Davies	No	No, these are my own personal views
Charlotte	No	No, these are my own personal views
Janelle Bailey	No	No, these are my own personal views

Syed	Yes	No, these are my own personal views
Louise smith	No	No, these are my own personal views
Jenny	No	No, these are my own personal views
Ocean	Yes	No, these are my own personal views
Clayton Smith	No	No, these are my own personal views
Jane Doe	No	No, these are my own personal views
Dominic Freyberg	No	No, these are my own personal views
Fergus McRae	No	No, these are my own personal views
Dearna Mackay	No	No, these are my own personal views
Liam O'Brien	No	No, these are my own personal views
Keiichi	No	No, these are my own personal views
Lynette Mayn	No	No, these are my own personal views
Aaron Reid	No	No, these are my own personal views
Jeff Hancock	No	No, these are my own personal views
Jake Clarke	No	No, these are my own personal views
Sam	No	No, these are my own personal views
Ben Emerson	No	No, these are my own personal views
Jamie Zhang	No	No, these are my own personal views
G Williams	No	No, these are my own personal views
Dakota White	No	No, these are my own personal views
Sky White	No	No, these are my own personal views
Emmie Meszaros	No	No, these are my own personal views
Margaret Langdon	No	No, these are my own personal views
Mark Taylor	No	No, these are my own personal views
Ben Williams	No	No, these are my own personal views
Logan Ross	No	No, these are my own personal views
Erica Cammack	No	No, these are my own personal views
Ashley slater	No	No, these are my own personal views

Adam Peck	No	No, these are my own personal views
David McNab	No	No, these are my own personal views
Inspector Jeff Penno	No	Yes - I am the official spokesperson for New Zealand Police
Sarah Belsham	No	No, these are my own personal views
Sarah	No	No, these are my own personal views
Tim Hawke	No	No, these are my own personal views
Tyra	No	No, these are my own personal views
James Cuming	No	No, these are my own personal views
Stephanie	No	No, these are my own personal views
A	No	No, these are my own personal views
Johanita Janse van Rensburg	No	No, these are my own personal views
Robert Anderson	No	No, these are my own personal views
Tayla Pyke	No	No, these are my own personal views
Brydon Sundgren	No	No, these are my own personal views
Radu Nicolae	No	No, these are my own personal views
Chris Hartley	No	No, these are my own personal views
Gavin Brough	No	No, these are my own personal views
Cameron B	No	No, these are my own personal views
Komal Mehta	No	No, these are my own personal views
Deb Clark	No	No, these are my own personal views
Jonathan Jensen	No	No, these are my own personal views
Naimish Randeri	No	No, these are my own personal views
Shirish Nagar	No	No, these are my own personal views
Nigel Wilton	No	No, these are my own personal views
Alastair Crocket	No	No, these are my own personal views
Vox Populi	No	No, these are my own personal views
Alexandra	No	No, these are my own personal views

Chris Hendy	No	No, these are my own personal views
Alistair Steyn-Ross	No	No, these are my own personal views
Darryn Jonson	No	No, these are my own personal views
Hossein	No	No, these are my own personal views
Olivia	No	No, these are my own personal views
Nic Lake	No	No, these are my own personal views
Kirsty	No	No, these are my own personal views
Kathie Crocket	No	No, these are my own personal views
Bridget Slater	No	No, these are my own personal views
Tianming Chan	No	No, these are my own personal views
Robert McKenzie	No	No, these are my own personal views
Nigel Campbell	No	No, these are my own personal views
Michael Thorne	No	No, these are my own personal views
Sami Raunio	No	No, these are my own personal views
Andrew Wilson	No	No, these are my own personal views
Sophie Coffey	No	No, these are my own personal views
Donna Dold	No	No, these are my own personal views
Showan	No	No, these are my own personal views
Brent Purcell	No	No, these are my own personal views
Ann-Marie	No	No, these are my own personal views
Karen	No	No, these are my own personal views
Alexandra O'Reilly	No	No, these are my own personal views
Peter MacGibbon	No	No, these are my own personal views
Marguerite Bell	No	No, these are my own personal views
Lachlan	No	No, these are my own personal views
Suzanne	No	No, these are my own personal views
Brad Davison	No	No, these are my own personal views
Kai Xi Lin	No	No, these are my own personal views

Tom and Julie Bevan	No	No, these are my own personal views
Bolivia Newton	No	No, these are my own personal views
Jesse Brake	No	No, these are my own personal views
Anne Worth	No	No, these are my own personal views
Kate	No	No, these are my own personal views
Anchit	No	No, these are my own personal views
Jody Lawrence	No	No, these are my own personal views
Marie Snowball	No	No, these are my own personal views
Kate Millen	No	No, these are my own personal views
Bhupendra Bhattarai	No	No, these are my own personal views
Maurice Kemp	No	No, these are my own personal views
Kristina	No	No, these are my own personal views
Megan Challies	No	No, these are my own personal views
Andrew Shanks	No	No, these are my own personal views
Divyesh	No	No, these are my own personal views
Eli	No	No, these are my own personal views
Jonathan Donald	No	No, these are my own personal views
Lane Parahi Sands	No	No, these are my own personal views
Luana McKenzie	No	No, these are my own personal views
Jason Church	No	No, these are my own personal views
A	No	No, these are my own personal views
Anna Teata	No	No, these are my own personal views
Michael Clapp	No	No, these are my own personal views
Heidi Collins	No	No, these are my own personal views
Darren Little	No	No, these are my own personal views
Penny Taylor	No	No, these are my own personal views
Julian Perkins	No	No, these are my own personal views
Zoe	No	No, these are my own personal views

Michael	No	No, these are my own personal views
Lynley Cumberpatch	No	No, these are my own personal views
Lynette Duffield	No	No, these are my own personal views
Amy	No	No, these are my own personal views
Kris Holmes	No	No, these are my own personal views
Risit	No	No, these are my own personal views
Rachel	No	No, these are my own personal views
Jas	No	No, these are my own personal views
Michael	No	No, these are my own personal views
Alister Arcus	No	No, these are my own personal views
Jessica Wholey	No	No, these are my own personal views
Pierce	No	No, these are my own personal views
Vicki Little	No	No, these are my own personal views
Josh	No	No, these are my own personal views
Brody	No	No, these are my own personal views
Latham	No	No, these are my own personal views
Brett Johnston	No	No, these are my own personal views
lance langley	No	No, these are my own personal views
Phil Dean	No	No, these are my own personal views
Wanda Van Eyk	No	No, these are my own personal views
Roger McCarthy	No	No, these are my own personal views
Daniel	No	No, these are my own personal views
Michael Riley	No	No, these are my own personal views
Libby Kissick	No	No, these are my own personal views
Max Coyle	No	No, these are my own personal views
Lydia Farrell	No	No, these are my own personal views
Brad	No	No, these are my own personal views
Tracey Crispe	No	No, these are my own personal views

Boaz king	No	No, these are my own personal views
Matthew Houston	No	No, these are my own personal views
Deon	No	No, these are my own personal views
Colin	No	No, these are my own personal views
Reagan	No	No, these are my own personal views
Stefan Ryder	No	No, these are my own personal views
Yvonne Fulcher	No	No, these are my own personal views
Fiona H Watson	No	No, these are my own personal views
Madison Parsons	No	No, these are my own personal views
Alex Orton	No	No, these are my own personal views
Chris Taylor	No	No, these are my own personal views
Dale Corlett	No	No, these are my own personal views
Jennifer Wilkinson	No	No, these are my own personal views
Paula Moneypenny	No	No, these are my own personal views
Caleb	No	No, these are my own personal views
Conrad	No	No, these are my own personal views
John	No	No, these are my own personal views
Michelle Gray	No	No, these are my own personal views
Jennifer Pinto	No	No, these are my own personal views
Rana Hay	No	No, these are my own personal views
Lucie Smeriglio	No	No, these are my own personal views
Rebekah Wilson	No	No, these are my own personal views
Eugene	No	No, these are my own personal views
Mark smith	No	No, these are my own personal views
Ramari	No	No, these are my own personal views
Rebecca	No	No, these are my own personal views
Melanie Parsons	No	No, these are my own personal views
Anthony Wright	No	No, these are my own personal views

Roger Darlington	No	No, these are my own personal views
Zach	No	No, these are my own personal views
Tony Irving	No	No, these are my own personal views
Jaxon	No	No, these are my own personal views
Paola Rodriguez	No	No, these are my own personal views
Steven	No	No, these are my own personal views
Duncan Peddie	No	No, these are my own personal views
Cathie Peddie	No	No, these are my own personal views
Bogomil Spassov	No	No, these are my own personal views
Karena Hall	No	No, these are my own personal views
Jannise Williams	No	No, these are my own personal views
Connor Kemps	No	No, these are my own personal views
Wynn	No	No, these are my own personal views
stuart pilling	No	No, these are my own personal views
Roger Matthews	No	No, these are my own personal views
Gracie	No	No, these are my own personal views
Peter Ruddock	No	No, these are my own personal views
Ethan	No	No, these are my own personal views
Manesh	No	No, these are my own personal views
Mustafa Alsaffar	No	No, these are my own personal views
Michael Hunwick	No	No, these are my own personal views
Matthew pearce	No	
Kane Crackett	No	No, these are my own personal views
Norbert	No	No, these are my own personal views
Kathy Knight	No	No, these are my own personal views
Chris Hamilton	No	No, these are my own personal views
Jeffery	No	No, these are my own personal views
Jacob	No	No, these are my own personal views

Natalie Mapp	No	No, these are my own personal views
Mark Owens	No	No, these are my own personal views
Mary-Ann Hamilton	No	No, these are my own personal views
Heather Tennant	No	No, these are my own personal views
Liam McCracken	No	No, these are my own personal views
Peter	No	No, these are my own personal views
Shelby	No	No, these are my own personal views
Carolyn Anne Patricia Hopa	No	Yes - I am the official spokesperson for Ngaati Wairere
Hannah	No	No, these are my own personal views
Hamish riddell	No	No, these are my own personal views
Joaquin	No	No, these are my own personal views
Adam Martin	No	No, these are my own personal views
Ethan	No	No, these are my own personal views
Kiely petersen	No	No, these are my own personal views
Hayden Farrow	No	No, these are my own personal views
Ian	No	No, these are my own personal views
Miles	No	No, these are my own personal views
Alona Finn	No	No, these are my own personal views
Braeden	No	No, these are my own personal views
George	No	No, these are my own personal views
Maria Wyatt	No	No, these are my own personal views
Tony Dicks	No	No, these are my own personal views
cassie	No	No, these are my own personal views
Matt Epps	No	No, these are my own personal views
Jasper Beere	No	No, these are my own personal views
William	No	No, these are my own personal views
Kirk	No	No, these are my own personal views
Maria	No	No, these are my own personal views

Random	No	No, these are my own personal views
Alexandra Young	No	No, these are my own personal views
Keira	No	No, these are my own personal views
Asher A	No	No, these are my own personal views
Frouke	No	No, these are my own personal views
Brendan Hicks	No	No, these are my own personal views
Amish	No	No, these are my own personal views
Joe Graziotti	No	No, these are my own personal views
Steve McMillan	No	No, these are my own personal views
Rodin Lisignoli	No	No, these are my own personal views
Lisa	No	No, these are my own personal views
Dennis Hynes	No	No, these are my own personal views
Aly	No	No, these are my own personal views
Eadon Gillibrand	No	No, these are my own personal views
Gina Walden	No	No, these are my own personal views
Robert	No	No, these are my own personal views
Kaitlyn Parkes	No	No, these are my own personal views
Greig gonano	No	No, these are my own personal views
Ellen Rendle	No	No, these are my own personal views
Ruby	No	No, these are my own personal views
Tony Chu	No	No, these are my own personal views
Lee	No	No, these are my own personal views
Evin	No	No, these are my own personal views
Gail Partington	No	No, these are my own personal views
K C Archer	No	No, these are my own personal views
Kelly Jepsen	No	No, these are my own personal views
Trevor Hunter	No	No, these are my own personal views
Caleb Robinson	No	No, these are my own personal views

Charlee Albany-Pearson	No	No, these are my own personal views
Sam Mason	No	No, these are my own personal views
Herb	No	No, these are my own personal views
Alex Taylor	No	No, these are my own personal views
Brianna	No	No, these are my own personal views
Kevin Brown	No	No, these are my own personal views
Sharon Martinsen	No	No, these are my own personal views
Richard Martinsen	No	No, these are my own personal views
Fionna Moyer	No	No, these are my own personal views
Josh Lane	No	No, these are my own personal views
Beverley Joy Underwood	No	No, these are my own personal views
Kees	No	No, these are my own personal views
Laura	No	No, these are my own personal views
Jamie	No	No, these are my own personal views
Mark Thorn	No	No, these are my own personal views
Alana Dunn	No	No, these are my own personal views
Sarah Print	No	No, these are my own personal views
Gian Basagre	No	No, these are my own personal views
Julian West	No	No, these are my own personal views
Nathan	No	No, these are my own personal views
Barnabas Hyland	No	No, these are my own personal views
Sandra	No	No, these are my own personal views
Neilen Govender	No	No, these are my own personal views
David Fairley-King	No	No, these are my own personal views
Tony Burt	No	No, these are my own personal views
Daniel Gothorp	No	No, these are my own personal views
Oliver Surridge	No	No, these are my own personal views

Sarah	No	No, these are my own personal views
Anne Bell	No	No, these are my own personal views
Mel	No	No, these are my own personal views
Rebecca Charles-Wheadon	No	No, these are my own personal views
Michael Bennett	No	No, these are my own personal views
Nathan Platt	No	No, these are my own personal views
Keinen wyatt	No	No, these are my own personal views
Jess	No	No, these are my own personal views
Matthew Milburn	No	No, these are my own personal views
Jess	No	No, these are my own personal views
Jenny morris	Yes	No, these are my own personal views
Corey Hartley	No	No, these are my own personal views
Shaun Hodson	No	No, these are my own personal views
Mark Brady	No	No, these are my own personal views
Angela Moore	No	No, these are my own personal views
Andrew Clow	No	No, these are my own personal views
Craig	No	No, these are my own personal views
Nick Birdsall	No	No, these are my own personal views
Debra Leong	No	No, these are my own personal views
Catherine O'Neill	No	No, these are my own personal views
Dianne	No	No, these are my own personal views
Simon Persson	No	No, these are my own personal views
Eulah de Witt	No	No, these are my own personal views
Anna Carlaw	No	No, these are my own personal views
Edward Michael Wilson	No	No, these are my own personal views
walter barratt	No	No, these are my own personal views
Daniel Lawson	No	No, these are my own personal views
Matthew Martin	No	No, these are my own personal views

Nelson Job	No	No, these are my own personal views
Joshua H	No	No, these are my own personal views
olivia	No	No, these are my own personal views
Anton Geyser	No	No, these are my own personal views
Raj Ramgobin	No	No, these are my own personal views
Lara Bryers	No	No, these are my own personal views
H M Hayward	No	No, these are my own personal views
David Jackson	No	No, these are my own personal views
Mark Garner	No	No, these are my own personal views
Mike Foote	No	No, these are my own personal views
A G Baucke	No	No, these are my own personal views
Brydget Tulloch	No	No, these are my own personal views
Wayne	No	No, these are my own personal views
Barry Friend	No	No, these are my own personal views
Tracey	No	No, these are my own personal views
Greg Blewett	No	No, these are my own personal views
Sarah	No	No, these are my own personal views
Jun Wu	No	No, these are my own personal views
Robyn	No	No, these are my own personal views
Celeste	No	No, these are my own personal views
Zack Mclean-Duff	No	No, these are my own personal views
Devin	No	No, these are my own personal views
Janet Horsfall	No	No, these are my own personal views
Douglas Davey	No	No, these are my own personal views
Mohammed	No	No, these are my own personal views
Andrew Rhodes	No	No, these are my own personal views
Bradley Bennett	No	No, these are my own personal views
Gareth Langdon	No	No, these are my own personal views

Toma	Yes	No, these are my own personal views
Kieran Stewart	No	No, these are my own personal views
Bill Ramsay	No	No, these are my own personal views
Lanshin	No	No, these are my own personal views
Kathryn Tiplady	No	No, these are my own personal views
Zane Polley	No	No, these are my own personal views
Susan Jones	No	No, these are my own personal views
Adam	No	No, these are my own personal views
Tony Scott	No	No, these are my own personal views
James Bell	No	No, these are my own personal views
Oliver Russell	No	No, these are my own personal views
Peter Pritchard	No	No, these are my own personal views
Scott Levens	No	No, these are my own personal views
Lijo Thomas	No	No, these are my own personal views
Raul Buencamino	No	No, these are my own personal views
Steve McConnell	No	No, these are my own personal views
Andrea Franklin	No	No, these are my own personal views
Steve King	No	No, these are my own personal views
Amitabh Tripathi	No	No, these are my own personal views
Zoe	No	No, these are my own personal views
Carolyn D	No	No, these are my own personal views
Nishi	No	No, these are my own personal views
Anne-Louise Robertson	No	No, these are my own personal views
Hollie	No	No, these are my own personal views
Eden	No	No, these are my own personal views
Eddie Rawles	No	No, these are my own personal views
Ivy	No	No, these are my own personal views
D Brewer	No	No, these are my own personal views

Jenny Gilmore	No	No, these are my own personal views
Selina	No	No, these are my own personal views
Katie Thomas	No	No, these are my own personal views
Trudi Eaton	No	No, these are my own personal views
Nigel Robertson	No	No, these are my own personal views
Joseph	No	No, these are my own personal views
Olivia	No	No, these are my own personal views
Chris Baucke	No	No, these are my own personal views
Nathan Stewart	Yes	No, these are my own personal views
Scott	No	No, these are my own personal views
Parminder	No	No, these are my own personal views
Liezie Van Der Westhuizen	No	No, these are my own personal views
Jenny Gibbs	No	No, these are my own personal views
Laura	No	No, these are my own personal views
Chris Jones	No	No, these are my own personal views
Tim Harker	No	No, these are my own personal views
Tiffany Pahl	No	No, these are my own personal views
Kent Pryor	No	No, these are my own personal views
Stacey Foster	No	No, these are my own personal views
Keith Spicer	No	No, these are my own personal views
Oliver Wilding	No	No, these are my own personal views
Michael Bester	No	No, these are my own personal views
Lester	No	No, these are my own personal views
Ross Swiatek	No	No, these are my own personal views
Brad Phillips	No	No, these are my own personal views
Mathew	No	No, these are my own personal views
Ash	No	No, these are my own personal views
Amanda Neilson	No	No, these are my own personal views

Liam	No	No, these are my own personal views
Kim Ross	Yes	Yes - I am the official spokesperson for ROSS PUMPS
Malakhai	No	No, these are my own personal views
Ellyx Foster	No	No, these are my own personal views
Jeremy Sheahan	No	No, these are my own personal views
Nicola Wetere	No	No, these are my own personal views
Amanjot Singh	No	No, these are my own personal views
Emily	No	No, these are my own personal views
Mark Vincett	No	No, these are my own personal views
Marinus	No	No, these are my own personal views
Aaron	No	No, these are my own personal views
Beverley Collison	No	No, these are my own personal views
Antonio Co	No	No, these are my own personal views
Kathryn Peakman	No	No, these are my own personal views
Priscilla	No	No, these are my own personal views
brent mcconnell	No	No, these are my own personal views
Julius Tjiong	No	No, these are my own personal views
Joe citizen	No	No, these are my own personal views
Dana McLeod	No	No, these are my own personal views
Andrew Greene	No	No, these are my own personal views
Cecilia Mooney	No	No, these are my own personal views
Gillian Salisbury	No	No, these are my own personal views
Julie Grant	No	No, these are my own personal views
Victoria Rowe	No	No, these are my own personal views
Owen Mataiti	No	No, these are my own personal views
Mark Lee	No	No, these are my own personal views
Paul Darwall	No	No, these are my own personal views
Naveen V	No	No, these are my own personal views

Riley curry	No	No, these are my own personal views
Josh Thornton	No	No, these are my own personal views
Hailie	No	No, these are my own personal views
Ben	No	
Mark Smithells	No	No, these are my own personal views
Zac Bernasconi	No	No, these are my own personal views
Mel Mason	No	No, these are my own personal views
David McLean	No	No, these are my own personal views
Cherie	No	No, these are my own personal views
Cara	No	No, these are my own personal views
Zac Collier	No	No, these are my own personal views
Gordon Shirreffs	No	No, these are my own personal views
Bunty	No	No, these are my own personal views
Lauren Rowe	No	No, these are my own personal views
Robyn Head	No	No, these are my own personal views
Lin	No	No, these are my own personal views
Murray McGregor	No	No, these are my own personal views
Geoff henderson	Yes	No, these are my own personal views
Michael Partridge	No	No, these are my own personal views
Ralf Heese	No	No, these are my own personal views
Penelope Webber	No	No, these are my own personal views
Jamie Hansen	No	No, these are my own personal views
Alastair Black	No	No, these are my own personal views
Greg	No	No, these are my own personal views
Iris Reynolds	No	No, these are my own personal views
Joshua Moorfield	No	No, these are my own personal views
Sonya	No	No, these are my own personal views
Aleksandra Pipek	No	No, these are my own personal views

Gary	No	No, these are my own personal views
Nigel Kapoor	No	No, these are my own personal views
Nova Caie	No	No, these are my own personal views
J Quinn	No	No, these are my own personal views
Ange Bailey	No	No, these are my own personal views
Moi	No	No, these are my own personal views
Barry	No	No, these are my own personal views
Philippe Valax	No	No, these are my own personal views
Patrick Stokes	No	No, these are my own personal views
Campbell McDonald	No	No, these are my own personal views
Stephen Packer	No	No, these are my own personal views
Nicole	No	No, these are my own personal views
Hayden Newby	No	No, these are my own personal views
Rhys Jones	No	No, these are my own personal views
Kris Rangitaawa	No	No, these are my own personal views
Doug Rankine	No	No, these are my own personal views
Freida Maverick	No	No, these are my own personal views
L Marshall	No	No, these are my own personal views
Carla Johnstone	No	No, these are my own personal views
Emma Woutersen	No	No, these are my own personal views
Dave Daggart	No	No, these are my own personal views
Peter Johnston	No	No, these are my own personal views
Jacob Grylls	No	No, these are my own personal views
Case Verkerk	No	No, these are my own personal views
Skye Sloper	No	No, these are my own personal views
Douglas Jones	No	No, these are my own personal views
Kay Smith	No	No, these are my own personal views
David Tiplady	No	No, these are my own personal views

Rachael	No	No, these are my own personal views
Lauren	No	No, these are my own personal views
Margaret	No	
Andrew	No	No, these are my own personal views
Jade	No	No, these are my own personal views
Karen Carmichael	No	No, these are my own personal views
Brendon Waterhouse	No	No, these are my own personal views
Stacey Cole	No	No, these are my own personal views
Hollie	No	No, these are my own personal views
Jack Henderson	No	No, these are my own personal views
Leo	No	No, these are my own personal views
Sid Rudani	No	No, these are my own personal views
Siobhán Boughton	No	No, these are my own personal views
Nicola Wilson	No	No, these are my own personal views
Ben	No	No, these are my own personal views
Stephen	No	No, these are my own personal views
Alexander Mear	No	No, these are my own personal views
Amanda	No	No, these are my own personal views
William Harrison	No	No, these are my own personal views
Keith Arnold	No	No, these are my own personal views
Bryan Sherritt	No	No, these are my own personal views
Raewyn Renata	No	No, these are my own personal views
Margaret Ramsay	No	No, these are my own personal views
Suzette Dyer	No	No, these are my own personal views
Jared Hemmes	No	No, these are my own personal views
Jake Clarke	No	No, these are my own personal views
Annabel Elliott	No	No, these are my own personal views
Gordon Scrimgeour	No	No, these are my own personal views

Caitlin	No	No, these are my own personal views
Glenys Molony	No	No, these are my own personal views
Bryan	No	No, these are my own personal views
Les Ferguson	No	No, these are my own personal views
Reuben	No	No, these are my own personal views
Bo Yang	No	No, these are my own personal views
Sarah Hailes	No	No, these are my own personal views
Tim Newton	No	No, these are my own personal views
Cameron Wilson	No	No, these are my own personal views
Joy Hill	No	No, these are my own personal views
David Moynahan	No	No, these are my own personal views
Katrina Vincent	No	No, these are my own personal views
Martin Coup	No	No, these are my own personal views
Steve Holmes	No	No, these are my own personal views
Scott Aitken	No	No, these are my own personal views
Rachael	No	No, these are my own personal views
Marta	No	No, these are my own personal views
Fraser Law	No	No, these are my own personal views
Lisa Anderson	No	No, these are my own personal views
Dan Carey	No	No, these are my own personal views
Ian Ellis	No	No, these are my own personal views
Ricci Wesselink	No	No, these are my own personal views
Maureen	No	No, these are my own personal views
Robin Allen	No	No, these are my own personal views
Thomas Gorringer	No	No, these are my own personal views
Wendy Calder	No	No, these are my own personal views
CLIFF NIGHTINGALE	No	No, these are my own personal views
Frank Williams	No	No, these are my own personal views

Cian	No	No, these are my own personal views
Polly annan	No	No, these are my own personal views
Ann Harlow	No	No, these are my own personal views
Brendon	No	No, these are my own personal views
Dr Malcolm McLeod	No	No, these are my own personal views
Kristen Macdonald	No	No, these are my own personal views
Winston	No	No, these are my own personal views
James Allan	No	No, these are my own personal views
Gail Mc Lean	No	No, these are my own personal views
Halon Archipelago	No	No, these are my own personal views
Dean Tasker	No	No, these are my own personal views
Holly Snape	No	No, these are my own personal views
Ben Bright	No	No, these are my own personal views
Leigh	No	No, these are my own personal views
Ray Harlow	No	No, these are my own personal views
Tony Robertson	No	No, these are my own personal views
Jesse Whitehead	No	No, these are my own personal views
Anand Thomas Mathew	Yes	No, these are my own personal views
Suzanne Charteris	No	No, these are my own personal views
Sijo	No	No, these are my own personal views
Martin Crawford	No	No, these are my own personal views
Chris Banks	No	No, these are my own personal views
Bevan	No	No, these are my own personal views
Calvin Prier	No	No, these are my own personal views
Mark Tamura	No	No, these are my own personal views
Chris Buddenhagen	No	No, these are my own personal views
Keith	No	No, these are my own personal views
Jesse	No	No, these are my own personal views

Tim Howell	No	No, these are my own personal views
Kim Elswood	No	No, these are my own personal views
Debbie Hodgson	No	No, these are my own personal views
Rachael	No	No, these are my own personal views
Talia	No	No, these are my own personal views
Michelle Macintyre	No	No, these are my own personal views
Anne Challinor	No	No, these are my own personal views
Barry Bartlett	No	No, these are my own personal views
Rachael Whyte	No	No, these are my own personal views
Nick Humphries	No	No, these are my own personal views
Thilee	No	No, these are my own personal views
Stephanie Hope	No	No, these are my own personal views
Olga	No	No, these are my own personal views
Lance Enevoldsen	No	No, these are my own personal views
Christine Savage	No	No, these are my own personal views
Lyndon Ashton	No	No, these are my own personal views
Denis Nelyubin	No	No, these are my own personal views
James Howser	No	No, these are my own personal views
Robyn Gallagher	No	No, these are my own personal views
Andrew Jonas	No	No, these are my own personal views
Tara Hills	Yes	No, these are my own personal views
Janice Ottaway	No	No, these are my own personal views
Daniel Marshall	No	No, these are my own personal views
Jane Eyre	No	No, these are my own personal views
Leon	No	No, these are my own personal views
Cameron Christiansen	No	No, these are my own personal views
Katy Fluhler	No	No, these are my own personal views
Geert Meijer	No	No, these are my own personal views

Erica	No	No, these are my own personal views
Justin	No	No, these are my own personal views
Johan van Heerden	No	No, these are my own personal views
M Webb	No	No, these are my own personal views
Megan O'Rourke	No	No, these are my own personal views
Cherene corban	No	No, these are my own personal views
Michael Coldham-Fussell	No	No, these are my own personal views
Beulah Scaglia	No	No, these are my own personal views
Stephanie Bormans	No	No, these are my own personal views
Gregory Eveleens	No	No, these are my own personal views
Shawn Walsh	No	No, these are my own personal views
Craig	No	No, these are my own personal views
Simon Woodward	No	No, these are my own personal views
Andrew Boulton	No	No, these are my own personal views
Helen Paki	No	No, these are my own personal views
Ollie van Woerden	No	No, these are my own personal views
Sue Harris	No	No, these are my own personal views
Alistair McBride	No	No, these are my own personal views
Ann Stephen	No	No, these are my own personal views
Owen Shrubbs	No	No, these are my own personal views
Han Logan	No	No, these are my own personal views
Hayden	No	No, these are my own personal views
Jabel Mathews	No	No, these are my own personal views
Luke	No	No, these are my own personal views
Steve van de Ven	No	No, these are my own personal views
Micheal James Vincent	No	No, these are my own personal views
Nathan O'Brien	Yes	No, these are my own personal views
Kirsty Horridge	No	No, these are my own personal views

Phillip Wullems	No	No, these are my own personal views
Vinay Panicker	No	No, these are my own personal views
Jacob	No	No, these are my own personal views
Helen Baggaley	No	No, these are my own personal views
Neville Robertson	No	No, these are my own personal views
Lorna	No	No, these are my own personal views
Gary scott	No	No, these are my own personal views
John Badham	No	No, these are my own personal views
Moir H Schepers	No	No, these are my own personal views
Rohita Devi	No	No, these are my own personal views
Frazer Baggaley	No	No, these are my own personal views
Gillian Dowson	No	No, these are my own personal views
Dale Hills	No	No, these are my own personal views
Andy Overall	No	No, these are my own personal views
Christy Varghese	No	No, these are my own personal views
Janice Smith	No	No, these are my own personal views
Anne sandel	Yes	No, these are my own personal views
Divya	No	No, these are my own personal views
Linda Gilbertson	No	No, these are my own personal views
Karl Power	No	No, these are my own personal views
Prasanth Dharanikota	No	No, these are my own personal views
Jincy	No	No, these are my own personal views
Jordan Ridgway	No	No, these are my own personal views
Basil	No	No, these are my own personal views
Kris McCalman	No	No, these are my own personal views
Suzanne	No	No, these are my own personal views
Beverley Pyke	No	No, these are my own personal views
Jenny McCleery	No	No, these are my own personal views

Peter Hartnell	No	No, these are my own personal views
Joy CX Conaghan	No	No, these are my own personal views
Chris Nicholson	Yes	No, these are my own personal views
Malaki Casey	No	No, these are my own personal views
Stephen	No	No, these are my own personal views
Cecile Price	No	No, these are my own personal views
Holly Blackley	No	No, these are my own personal views
Gavin McGregor	No	No, these are my own personal views
Dave de la Cour	No	No, these are my own personal views
Kristine	No	No, these are my own personal views
Kaaren Bracey-Finch	No	No, these are my own personal views
Karl Rohde	No	No, these are my own personal views
Sam Ward	No	No, these are my own personal views
Garry S Roberton	No	No, these are my own personal views
James McNulty	No	No, these are my own personal views
Roberto Jardim	No	No, these are my own personal views
Steve Pullar	No	No, these are my own personal views
Janet Thomson	No	No, these are my own personal views
Aaron Belsham	No	No, these are my own personal views
Hazel Davison	No	No, these are my own personal views
Sam	No	No, these are my own personal views
Keith White	No	No, these are my own personal views
NLR Cooper	No	No, these are my own personal views
Matthew Cummings	No	No, these are my own personal views
Kellyann Griffin	No	No, these are my own personal views
Steve Cunningham	No	No, these are my own personal views
Sree	No	No, these are my own personal views
Stephen Donnelly	No	No, these are my own personal views

Thomas August	No	No, these are my own personal views
david benson	No	No, these are my own personal views
Jeff Adams	No	No, these are my own personal views
Wylie Thomas-Bish	No	No, these are my own personal views
Helen boldingh	No	No, these are my own personal views
Neil L Bleaken	No	No, these are my own personal views
Oskar Howell	No	No, these are my own personal views
Julia Fisher	No	No, these are my own personal views
Jayson	No	No, these are my own personal views
Vivek Velayudhan	No	No, these are my own personal views
Cherie Sheehan	No	No, these are my own personal views
Kirsty lamberton	No	No, these are my own personal views
Scott McGrath	No	No, these are my own personal views
Pieter	No	No, these are my own personal views
A Halliday	No	No, these are my own personal views
Grant irvine	No	No, these are my own personal views
Shona clifford	No	No, these are my own personal views
Monique	No	No, these are my own personal views
Richard Jeffcoat	No	No, these are my own personal views
David Cordiner	No	No, these are my own personal views
Gary van Zijl	No	No, these are my own personal views
Jimmy Maslai	No	No, these are my own personal views
Keani	No	No, these are my own personal views
Heidi	No	No, these are my own personal views
James Nixon	No	No, these are my own personal views
Amanda Bowater	No	No, these are my own personal views
Anne Mitton	No	No, these are my own personal views
Kelly Stokes	No	No, these are my own personal views

Annie Liya Malppan Paul	No	No, these are my own personal views
Sandy Wilson	No	No, these are my own personal views
Desiree Burborough	No	No, these are my own personal views
Stuart Roberts	No	No, these are my own personal views
Kelly	No	No, these are my own personal views
Kathryn Duggan	No	No, these are my own personal views
Trevor Sycamore	No	No, these are my own personal views
Karen Peart	No	No, these are my own personal views
Jacob Pilkington	No	No, these are my own personal views
Justin Connolly	No	No, these are my own personal views
Tracey Taylor	No	No, these are my own personal views
Katherine Hay	No	No, these are my own personal views
Rebekah	No	No, these are my own personal views
Paul Martin	Yes	No, these are my own personal views
Jason Buckley	No	No, these are my own personal views
Elaine Khoo	No	No, these are my own personal views
Shirley Goff	No	No, these are my own personal views
Caleb Currie	No	No, these are my own personal views
Jess	Yes	No, these are my own personal views
Jacob	No	No, these are my own personal views
Gary Cavaney	No	No, these are my own personal views
Rebecca Donne	No	No, these are my own personal views
Lyndsay Gallagher	No	No, these are my own personal views
Tama-Tu Mikaere-MacLeod	No	No, these are my own personal views
Carl Briggs	No	No, these are my own personal views
Kevin Davies	No	No, these are my own personal views
Patrick Somervell	No	No, these are my own personal views

Heather Rees	No	No, these are my own personal views
Steven Rafe	No	No, these are my own personal views
Nick	No	No, these are my own personal views
Mel	No	No, these are my own personal views
Hayden	No	No, these are my own personal views
Caleb Callagher	No	No, these are my own personal views
Sam	No	No, these are my own personal views
Milwyn Rees	No	No, these are my own personal views
S Evans	No	No, these are my own personal views
Stuart Braddick	No	No, these are my own personal views
Marina Jellyman	No	No, these are my own personal views
Martin D Page	No	No, these are my own personal views
Bruno Lisignoli	No	No, these are my own personal views
Jaco	No	No, these are my own personal views
Angela King	No	No, these are my own personal views
Matt Waswo	No	No, these are my own personal views
Pip Oatham	No	No, these are my own personal views
James Buckle	No	No, these are my own personal views
Rebecca Dunsdon	No	No, these are my own personal views
DavidJones	No	No, these are my own personal views
Katharine Adam	No	No, these are my own personal views
Rakhi Sharma	No	No, these are my own personal views
Chloe	No	No, these are my own personal views
Vivek	No	No, these are my own personal views
Trevor hills	No	No, these are my own personal views
Burnie McGrath	No	No, these are my own personal views
Fiona Nicol	No	No, these are my own personal views
Clare Thorne	No	No, these are my own personal views

Rebecca	No	No, these are my own personal views
Jimmy Hassett	No	No, these are my own personal views
Chad Harland	No	No, these are my own personal views
Nar Singh	No	No, these are my own personal views
Harin Ramji	No	No, these are my own personal views
Tony Lawrence	No	No, these are my own personal views
James Forrester	No	No, these are my own personal views
Adam	No	No, these are my own personal views
Jennine Duffell	No	No, these are my own personal views
Stephen	No	No, these are my own personal views
Sandra Crickett	No	No, these are my own personal views
T Evans	No	No, these are my own personal views
Duncan Kerr	No	No, these are my own personal views
Namya Mistry	No	No, these are my own personal views
Daniel Dortch	No	No, these are my own personal views
Ann Bankier-Perry	No	No, these are my own personal views
Steven Rusk	No	No, these are my own personal views
Rino Raj	No	No, these are my own personal views
Matt hastings	No	No, these are my own personal views
Eileen Tatler	No	No, these are my own personal views
Sharon Kingi	Yes	No, these are my own personal views
Helen Brookfield	No	No, these are my own personal views
Rhiannan	No	No, these are my own personal views
Daisy	No	No, these are my own personal views
Charlie Davies	No	No, these are my own personal views
Francesca	No	No, these are my own personal views
Amy Cornwall	No	No, these are my own personal views
Roanna	No	No, these are my own personal views

Arshia Tayal	No	No, these are my own personal views
Jeffrey Ke	No	No, these are my own personal views
William Laugesen	No	No, these are my own personal views
Brendan Koevoet	No	No, these are my own personal views
Anne Feng	No	No, these are my own personal views
Allan Archer	No	No, these are my own personal views
Kristene Chandar	No	No, these are my own personal views
Greg Frampton	No	No, these are my own personal views
Justine Kennedy	No	No, these are my own personal views
Ilia	No	No, these are my own personal views
Bauro Rotaria	No	No, these are my own personal views
Rachel Crawford	No	No, these are my own personal views
Richard Brister	No	No, these are my own personal views
Bruce Dowdle	No	No, these are my own personal views
Lyndal Mathews	No	No, these are my own personal views
Carrie	No	No, these are my own personal views
David	No	No, these are my own personal views
Jennifer Leafa	No	No, these are my own personal views
Nicky Ayton	No	No, these are my own personal views
Dave M	No	No, these are my own personal views
Dave Lean	No	No, these are my own personal views
Greg O'Rourke	No	No, these are my own personal views
Renee	No	No, these are my own personal views
Seth Puamanuka	No	No, these are my own personal views
Caitlin	No	No, these are my own personal views
Petrr	No	No, these are my own personal views
Andrea Barr	No	No, these are my own personal views
Tina Peresson	No	No, these are my own personal views

Chris Williams	No	No, these are my own personal views
Alan Tristram	No	No, these are my own personal views
Kay Young	No	No, these are my own personal views
Duncan Willcock	No	No, these are my own personal views
Bruce Parry	No	No, these are my own personal views
Tim Gunn	No	No, these are my own personal views
Erin Watson	No	No, these are my own personal views
Karthick	No	No, these are my own personal views
Bruce pickering	No	No, these are my own personal views
Louise Edmonds	No	No, these are my own personal views
Val Rigter	No	No, these are my own personal views
Nicole Bates	No	No, these are my own personal views
Marco Valente	No	No, these are my own personal views
Jacky	No	No, these are my own personal views
Currie Joan	No	No, these are my own personal views
Emma van der Hoek	No	No, these are my own personal views
Peta Millar	No	No, these are my own personal views
Polly	No	No, these are my own personal views
Braden Goddin	No	No, these are my own personal views
Debbie McGrath	No	No, these are my own personal views
Noah Higgs	No	No, these are my own personal views
Gorby	No	No, these are my own personal views
Peter Gendall	No	No, these are my own personal views
Dean Masters	No	No, these are my own personal views
Corin Cairns	No	No, these are my own personal views
Craig Spence	No	No, these are my own personal views
Piki	No	No, these are my own personal views
Marcus Lockwood	No	No, these are my own personal views

Ben Mills	No	No, these are my own personal views
Alex Simmons	No	No, these are my own personal views
Catie Taylor	No	No, these are my own personal views
Rose Ann Martinez	No	No, these are my own personal views
Kym Moore	No	No, these are my own personal views
Beccy	No	No, these are my own personal views
Hannah	No	No, these are my own personal views
Marnix Hoebers	No	No, these are my own personal views
Bradley MacInnes	No	No, these are my own personal views
Grace Carson	No	No, these are my own personal views
Olivia Hoverd	No	No, these are my own personal views
Monique	No	No, these are my own personal views
Ian Burney	No	No, these are my own personal views
Phil Haizelden	No	No, these are my own personal views
Michelle Harris	No	No, these are my own personal views
Traci Houpapa	No	No, these are my own personal views
Janet Law	No	No, these are my own personal views
Prefer	No	No, these are my own personal views
Aine Colson	No	No, these are my own personal views
Geoff Wise	No	No, these are my own personal views
Kadir Wijaya	No	No, these are my own personal views
Chris H	No	No, these are my own personal views
Laura Dick	No	No, these are my own personal views
Josh Goble	No	No, these are my own personal views
Jessica Were	No	No, these are my own personal views
Jason Kelsey	No	No, these are my own personal views
Dulcie Kitshoff	No	No, these are my own personal views
Avnil Chandra	No	No, these are my own personal views

Linda Irving	No	No, these are my own personal views
Tony Marshall	No	No, these are my own personal views
Sheena Brock	No	No, these are my own personal views
Corey	No	No, these are my own personal views
Ginnelle	No	No, these are my own personal views
Trijntje Hinchco	No	No, these are my own personal views
Wayne Steward	No	No, these are my own personal views
Nidhin Kurian	No	No, these are my own personal views
Carlos Dobson	No	No, these are my own personal views
Allen Bryce	No	No, these are my own personal views
Nadeem Ahmed	Yes	No, these are my own personal views
Elise Andree-Wiltens	No	No, these are my own personal views
Sabore Iype	No	No, these are my own personal views
Clinton storer	No	No, these are my own personal views
Paul	No	No, these are my own personal views
Andrea	No	No, these are my own personal views
Gillian Hancock	No	No, these are my own personal views
Emma Dickson	No	No, these are my own personal views
Sue Sutherland	No	No, these are my own personal views
Mathew	No	No, these are my own personal views
Grant Cowley	No	No, these are my own personal views
Rachel Gouws	No	No, these are my own personal views
Neil Fitzgerald	No	No, these are my own personal views
Harshad Phadnis	No	No, these are my own personal views
Ben Dickson	No	No, these are my own personal views
David Thomson	No	No, these are my own personal views
Mark sawert	No	No, these are my own personal views
Ian Williams	No	No, these are my own personal views

Helen Bond	No	No, these are my own personal views
Ross Knudsen	No	No, these are my own personal views
Erik Christiansen	No	No, these are my own personal views
Francois Ruellan	No	No, these are my own personal views
Kiegan Millard	No	No, these are my own personal views
Ethan Moore	No	No, these are my own personal views
Donna West	No	No, these are my own personal views
Cameron Coleman	No	No, these are my own personal views
Katrina Fyers	No	No, these are my own personal views
Maddi	No	No, these are my own personal views
Polly McAdam	No	No, these are my own personal views
James Papesch	No	No, these are my own personal views
Katelyn Gibbons	No	No, these are my own personal views
Noel Dromgool	No	No, these are my own personal views
Jill Rumney	No	No, these are my own personal views
Kelli	No	No, these are my own personal views
Rupert Luff	No	No, these are my own personal views
Maximus	No	No, these are my own personal views
Joshua	No	No, these are my own personal views
Jessica Berry	No	No, these are my own personal views
Paul Goble	No	No, these are my own personal views
Margarette Cantwell	No	No, these are my own personal views
Andrew	No	No, these are my own personal views
Antoinette	No	No, these are my own personal views
ANA	No	No, these are my own personal views
Daniel Tate	No	No, these are my own personal views
Raewyn Furth	No	No, these are my own personal views
Bruce Small	No	No, these are my own personal views

Brett	No	No, these are my own personal views
Grant Templeman	No	No, these are my own personal views
Maksim	No	No, these are my own personal views
Tessa	No	No, these are my own personal views
Hyun-Min Kim	No	No, these are my own personal views
Paul	No	No, these are my own personal views
Murray Wilby	No	No, these are my own personal views
Karen van der Lingen	No	No, these are my own personal views
Brendon	No	No, these are my own personal views
charles chavannes	No	No, these are my own personal views
Hayden	No	No, these are my own personal views
Han Bergman	No	No, these are my own personal views
Lukkas	No	No, these are my own personal views
Joshua Smith	No	No, these are my own personal views
Mark Nasmith	No	No, these are my own personal views
peter sinclair	No	No, these are my own personal views
Caroline Gabolinscy	No	No, these are my own personal views
Craig Ryan	No	No, these are my own personal views
Chris Bredenbeck	No	No, these are my own personal views
Rose Ryan	No	No, these are my own personal views
Grant	No	No, these are my own personal views
John	No	No, these are my own personal views
Lexi Stevens	No	No, these are my own personal views
S J Pennington	No	No, these are my own personal views
Donald Austin	No	No, these are my own personal views
Ian Buchanan	No	No, these are my own personal views
Dennis Johns	No	No, these are my own personal views
Amy Ward	Yes	No, these are my own personal views

Brian Utikere	No	No, these are my own personal views
Courtney Saunders	No	No, these are my own personal views
Jared	No	No, these are my own personal views
brad Magee	No	No, these are my own personal views
Byron Dickson	No	No, these are my own personal views
Timothy Rogers	No	No, these are my own personal views
Hannah	No	No, these are my own personal views
Tristan Wheeler	No	No, these are my own personal views
Rowan Jamieson	No	No, these are my own personal views
tania Langhorn	No	No, these are my own personal views
Robert Verner	No	No, these are my own personal views
Penelope McCKennan	No	No, these are my own personal views
Harriett	No	No, these are my own personal views
Gabriel Jens	No	No, these are my own personal views
Lynette	No	No, these are my own personal views
Jesse	No	No, these are my own personal views
Andrew Steed	No	No, these are my own personal views
Riaz	No	No, these are my own personal views
Ross Weal	No	No, these are my own personal views
Arthur Soper	No	No, these are my own personal views
Andrew Park	No	No, these are my own personal views
Dylan Small	No	No, these are my own personal views
Stuart Smith	No	No, these are my own personal views
Bram Cleland	No	No, these are my own personal views
Daryl Jameson	No	No, these are my own personal views
Colette	No	No, these are my own personal views
Joe Dennehy	No	No, these are my own personal views
Troy Fracine	No	No, these are my own personal views

Philippa Gerard	No	No, these are my own personal views
Merilyn Manley-Harris	No	No, these are my own personal views
Kevin Khoo	No	No, these are my own personal views
Michael Fitzpatrick	No	No, these are my own personal views
Kat Mills	No	No, these are my own personal views
Jill bailey	No	No, these are my own personal views
Nathan Hollins	No	No, these are my own personal views
Michael Bahjejian	No	No, these are my own personal views
Peter O'Halloran	No	No, these are my own personal views
Darcy Cowan	No	No, these are my own personal views
Katherine Luketina	No	No, these are my own personal views
Scott Stowers	No	No, these are my own personal views
Daniel Best	No	No, these are my own personal views
Matthew Old	No	No, these are my own personal views
Jacqui Kain	No	No, these are my own personal views
Wendy Wilson	No	No, these are my own personal views
David	No	No, these are my own personal views
Mary Carleton	No	No, these are my own personal views
Shane housley	No	No, these are my own personal views
Lyle Sanders	No	No, these are my own personal views
Diana Adamokova	No	No, these are my own personal views
Mathew Bunn	No	No, these are my own personal views
Gillian Basher	No	No, these are my own personal views
Jayden Watkins	No	No, these are my own personal views
Roger Cruickshank	No	No, these are my own personal views
Tatiana	No	No, these are my own personal views
Liam Pettigrew	No	No, these are my own personal views
Bernice Mitchell	No	No, these are my own personal views

Jenny Abel	No	No, these are my own personal views
Hans Hockey	No	No, these are my own personal views
Paul	No	No, these are my own personal views
Rebekah Graham	No	No, these are my own personal views
Paul Roycroft	No	No, these are my own personal views
Amelia Smith	No	No, these are my own personal views
Therese Godsall	No	No, these are my own personal views
James	No	No, these are my own personal views
Scott Ballinger	No	No, these are my own personal views
Adele Fraser	No	No, these are my own personal views
Steph	No	No, these are my own personal views
Alice Baucke	No	No, these are my own personal views
Mark Smith	No	No, these are my own personal views
Hugh Petchell	No	No, these are my own personal views
Gregory Brown	No	No, these are my own personal views
Kori Lentfer	No	No, these are my own personal views
Kirsten	Yes	No, these are my own personal views
Mathew storey	No	No, these are my own personal views
Damien Peden	No	No, these are my own personal views
Matt Silverton	No	No, these are my own personal views
R E F Wightman	No	No, these are my own personal views
Nico de Witt	Yes	No, these are my own personal views
Daniel Wheeler	No	No, these are my own personal views
Mike Simpson	No	No, these are my own personal views
Satpal Singh	No	No, these are my own personal views
Fiona Murdoch	No	No, these are my own personal views
Zane Norvill	No	No, these are my own personal views
Bryan Theobald	No	No, these are my own personal views

Gavin Jones	No	No, these are my own personal views
Sandra-le McKay	No	No, these are my own personal views
Barry because y	No	No but I'm sure there 1000s of people with the same opinion
Jess Jamieson	No	No, these are my own personal views
Andrea Schweer	No	No, these are my own personal views
Michael Van Ooyen	No	No, these are my own personal views
Catherine Tocker	No	No, these are my own personal views
Allan Harkness	No	No, these are my own personal views
Steve Shepherd	No	No, these are my own personal views
Wendy brown	No	No, these are my own personal views
Phil Evans	No	Yes - I am the official spokesperson for Bike ACTION Hamilton
Scott gray	No	No, these are my own personal views
Melissa Harrison	No	No, these are my own personal views
Daniel	No	No, these are my own personal views
Tania Sherwin	No	No, these are my own personal views
Felicity Garrett	No	No, these are my own personal views
Rupert Hodgson	No	No, these are my own personal views
Catherine	No	No, these are my own personal views
John Stevenson	No	No, these are my own personal views
Ngaire Atmore	No	No, these are my own personal views
Carole	No	No, these are my own personal views
Tristan	No	No, these are my own personal views
Ingrid Jones	No	No, these are my own personal views
Cassandra Wallace	No	No, these are my own personal views
Ian Lewis	No	No, these are my own personal views
Michael Gieseg	No	No, these are my own personal views
Matthew Quinn	No	No, these are my own personal views

Nicole Aitken	No	No, these are my own personal views
Devar Pillay	No	No, these are my own personal views
Richard Smith	No	No, these are my own personal views
Fran Crowther	No	No, these are my own personal views
Craig	No	No, these are my own personal views
Judy Sutherland	No	No, these are my own personal views
Janet Stowell	No	No, these are my own personal views
Skye Richards	Yes	No, these are my own personal views
Robbie Allen	No	No, these are my own personal views
Daniel	No	No, these are my own personal views
Brandon	No	No, these are my own personal views
Anthony Billington	No	No, these are my own personal views
Andrew Wood	No	No, these are my own personal views
Lance Mccaughan	No	No, these are my own personal views
David Hemming	No	No, these are my own personal views
Will	No	No, these are my own personal views
Alfredo Bernal	No	No, these are my own personal views
Kiri Crossland	No	No, these are my own personal views
Wade Cozens	No	No, these are my own personal views
Kyleesha Pohe	No	No, these are my own personal views
Pierre	No	No, these are my own personal views
Alison Sharp	No	Yes - I am the official spokesperson for Sharp planning solutions ltd
Christopher Lemon	No	No, these are my own personal views
Trevor MacRae	No	No, these are my own personal views
J Taylor	No	No, these are my own personal views
Colin Sargeant	No	No, these are my own personal views
Lyall Duffus	No	No, these are my own personal views
Samuel McCabe	No	No, these are my own personal views

**Cobham Drive Speed Limit Reduction Submissions received
17 March - 30 April 2025**

Date submitted Apr 30, 2025, 04:09 PM

Contribution ID 5025

Name Dario Isaza

Are you giving feedback on behalf of an organisation?

No – these are my own personal views

Would you like to make a verbal submission?

No thanks

Which option do you prefer?

Option 1: keep the existing lower 60kmh speed limit

Tell us your reasons

If it's working and reducing accidents, then makes sense to keep it at 60. Also, please bear in mind most people anyway drive at 10km/h above the established limit.

Also, this is a short segment, so it does not help a lot increasing to 80kmh. On the contrary it becomes risky.

**Cobham Drive Speed Limit Reduction Submissions received
17 March - 30 April 2025**

Date submitted Apr 30, 2025, 12:20 PM

Contribution ID 5024

Name Aaron Jack (Jack House Transit)

Are you giving feedback on behalf of an organisation?

No – these are my own personal views

Would you like to make a verbal submission?

No thanks

Which option do you prefer?

Option 2: lift the speed limit back up to 80km/h

Tell us your reasons

This is a wide dual lane stretch of road in both directions separated by a wide median strip and vegetation and is frustrating and inefficient to have to drive at 60km/h especially at times where there is no traffic (eg, evenings, etc). I will be submitting to NZTA for the SH1c portion of Cobham Dr/Cambridge Rd, etc to also be reinstated to 80km/h and if successful (which speaking to others in the community it should be as everyone I have spoken to is in favour of increasing the speed limit on that road) it would mean that travelling at 80km/h would reduce to 60km/h at the traffic light intersection with Normandy Ave and would be confusing especially for out of towners. By the time Cobham Dr reaches Tristram Ave, the environment has changed and it makes sense to drop to 60km/h at that point. I am amazed that the cost of reinstating signage to 80km/h will cost \$20,000 for this short section (1100 metres). I feel that is more an indictment on poor selection of contractors if that is the best deal Council can procure. But at the end of the day, under 11 cents per Hamilton resident is worth it. I have yet to see how many accidents there were prior to the speed limits being changed on this 1100m section of road versus the years before. If this figure stated (70% reduction) relates to any other part of Cobham Dr (to be dealt with separately by NZTA) then those figures should be updated. It is not surprising accidents have reduced on the other portion due to the upgraded intersection in Hillcrest (Cobham Dr/Cambridge Rd) and overbridge, etc near the gardens, not due to the speed reduction I would suggest. Although I now live a few hundred metres outside of the city boundary I pay rates on multiple properties within the city boundary and have lived in Hamilton City for many years.

**Cobham Drive Speed Limit Reduction Submissions received
17 March - 30 April 2025**

Date submitted Apr 30, 2025, 09:45 AM

Contribution ID 5023

Name Nicola Aitken

Are you giving feedback on behalf of an organisation?

No – these are my own personal views

Would you like to make a verbal submission?

No thanks

Which option do you prefer?

Option 2: lift the speed limit back up to 80km/h

Tell us your reasons

This section of road is 2 lanes both way with a solid barrier.

**Cobham Drive Speed Limit Reduction Submissions received
17 March - 30 April 2025**

Date submitted Apr 30, 2025, 07:39 AM

Contribution ID 5022

Name Cathy McDonald

Are you giving feedback on behalf of an organisation?

Yes - I am the official spokesperson for: NZ Automobile Association (Waikato District)

Would you like to make a verbal submission?

No thanks

Which option do you prefer?

Option 1: keep the existing lower 60kmh speed limit: keep the existing lower 60kmh speed limit

Tell us your reasons

At its 10 March 2025 meeting the NZAA Waikato District Council considered this HCC proposal and resolved to support the retention of the 60 km/hr speed limit on this section of Cobham Drive. Refer full submission attached.



26 April 2025

The Chief Executive
Hamilton City Council
Private Bag 3010
Hamilton, 3204

Dear Sir

NZ Automobile Association (Waikato District) Submission on the HCC proposal to retain the 60km/hr speed limit on Cobham Drive, between Tristram Street and Normandy Drive.

Thank you for the opportunity for the NZ Automobile Association (NZAA) to submit on the HCC proposal to retain the 60 km/hr speed limit on Cobham Drive, between Tristram Street and Normandy Drive.

At its 10 March 2025 meeting the NZAA Waikato District Council considered this proposal and resolved **to support** the retention of the 60 km/hr speed limit on this section of Cobham Drive.

The NZAA did however query the crash statistics analysis on the basis that the time period is not long enough to be statistically significant. The analysis that looked at crashes in the period one year 7 months before the speed limit was lowered from 80km/hr to 60 km/hr against the period of 1 year 7 months after is not considered statistically robust to give confidence that the crash reduction is valid.

NZAA also submits that the transition from 60km/hr to 50km/hr speed limits at the Pak N Save roundabout needs to be communicated better to motorists. The 50km/hr sign just before the roundabout needs to be shifted further back on the approach from the Normandy Drive SH1C (Cobham Drive/Thermal Explorer Highway) Hamilton end.

Traffic speeds on the northern side of the Roundabout ie Tristram street are too high and putting pedestrians crossing Tristram Street in this area at risk. We would ask that HCC undertake further investigations in this area and also look at perhaps larger 50km/hr signage leading up to the roundabout.

Thank you again for the opportunity to submit on this proposal.

Yours faithfully

Bill McMaster
Chairman
NZAA Waikato District Council

**Cobham Drive Speed Limit Reduction Submissions received
17 March - 30 April 2025**

Date submitted Apr 30, 2025, 06:13 AM

Contribution ID 5021

Name Monique Willis

Are you giving feedback on behalf of an organisation?

No – these are my own personal views

Would you like to make a verbal submission?

No thanks

Which option do you prefer?

Option 1: keep the existing lower 60kmh speed limit: keep the existing lower 60kmh speed limit

Tell us your reasons

I travel on this section of road on a frequent basis and there has been negligible time-impact since the speed limit was reduced to 60km/h and a positive impact in terms of improved safety and reduced crashes.

A frequent number of drivers continue to travel at higher speeds than 60km/h currently resulting in hard breaking by other drivers and crossing lanes to avoid collisions when (1) rounding the bends in both directions during morning and afternoon commuter periods, and (2) for vehicles entering Cobham Drive from Hillsborough Terrace.

This section of Cobham Drive is extremely short and connects with other roads where the speed limit is 50km/h or 60km/h. Returning the speed limit to 80km/h unnecessarily increases risk and safety for road users when fact-based evidence has been provided on the benefits of the current 60km/h benefits.

**Cobham Drive Speed Limit Reduction Submissions received
17 March - 30 April 2025**

Date submitted Apr 29, 2025, 11:02 PM

Contribution ID 5020

Name Tracy Briscoe

Are you giving feedback on behalf of an organisation?

No – these are my own personal views

Would you like to make a verbal submission?

No thanks

Which option do you prefer?

Option 2: lift the speed limit back up to 80km/h

Tell us your reasons

- This section of Cobham Drive is a 4 lane road, with separations between alternative directions. It has no property access off it and only a single road joining it in one direction. Therefore, there are limited risks of head on collisions or collisions from objects entering the road way.
- You've stated that the current mean speed is 62 Km/hr, which indicates that most people, while trying to keep to the speed limit, find that the speed limit is too slow – including myself.
- If NZTA reverts the section of Cobham Drive from Howell Ave to 80km/hr, it would be ridiculous to have this section limited to a slower speed than that adjacent section of road.
- If given the option of 60, 70 or 80km/hr, I would probably choose 70km/hr due to the limited visibility on the bends near Hillsborough Terrace. However, 70km/hr is not a listed option, so I've chosen the higher 80km/hr.

**Cobham Drive Speed Limit Reduction Submissions received
17 March - 30 April 2025**

Date submitted Apr 29, 2025, 09:47 PM

Contribution ID 5019

Name John

Are you giving feedback on behalf of an organisation?

No – these are my own personal views

Would you like to make a verbal submission?

No thanks

Which option do you prefer?

Option 2: lift the speed limit back up to 80km/h

Tell us your reasons

Waste of money changing it in the first place. Maybe 70km/h would be better

**Cobham Drive Speed Limit Reduction Submissions received
17 March - 30 April 2025**

Date submitted Apr 29, 2025, 01:10 PM

Contribution ID 5017

Name James Flett

Are you giving feedback on behalf of an organisation?

No – these are my own personal views

Would you like to make a verbal submission?

No thanks

Which option do you prefer?

Option 2: lift the speed limit back up to 80km/h

Tell us your reasons

**Cobham Drive Speed Limit Reduction Submissions received
17 March - 30 April 2025**

Date submitted Apr 29, 2025, 11:33 AM

Contribution ID 5016

Name Andrew Russ

Are you giving feedback on behalf of an organisation?

No – these are my own personal views

Would you like to make a verbal submission?

No thanks

Which option do you prefer?

Option 2: lift the speed limit back up to 80km/h

Tell us your reasons

Cause its always been like that with limited to no issues

**Cobham Drive Speed Limit Reduction Submissions received
17 March - 30 April 2025**

Date submitted Apr 28, 2025, 08:51 AM

Contribution ID 5014

Name Vicki

Are you giving feedback on behalf of an organisation?

No – these are my own personal views

Would you like to make a verbal submission?

No thanks

Which option do you prefer?

Option 2: lift the speed limit back up to 80km/h

Tell us your reasons

Its a safe piece of road to travel at 80 km most people are used to the 80 km

**Cobham Drive Speed Limit Reduction Submissions received
17 March - 30 April 2025**

Date submitted Apr 27, 2025, 06:15 PM

Contribution ID 5008

Name Zay Melville

Are you giving feedback on behalf of an organisation?

No – these are my own personal views

Would you like to make a verbal submission?

No thanks

Which option do you prefer?

Option 1: keep the existing lower 60kmh speed limit: keep the existing lower 60kmh speed limit

Tell us your reasons

Changing back to 80km/h would be an unnecessary cost. Also, many people go over the speed limit - at the current 60km/h, some vehicles are already travelling at 80 km/h - and this will increase if the speed limit increases as well.

**Cobham Drive Speed Limit Reduction Submissions received
17 March - 30 April 2025**

Date submitted Apr 27, 2025, 05:41 PM

Contribution ID 5006

Name Julie Law

Are you giving feedback on behalf of an organisation?

No – these are my own personal views

Would you like to make a verbal submission?

No thanks

Which option do you prefer?

Option 1: keep the existing lower 60kmh speed limit

Tell us your reasons

With increasing traffic density the lower speed limit is statistically proven to save lives.

**Cobham Drive Speed Limit Reduction Submissions received
17 March - 30 April 2025**

Date submitted Apr 27, 2025, 05:12 PM

Contribution ID 5004

Name Sunita Swamy

Are you giving feedback on behalf of an organisation?

No – these are my own personal views

Would you like to make a verbal submission?

No thanks

Which option do you prefer?

Option 2: lift the speed limit back up to 80km/h

Tell us your reasons

Faster traffic flow.

Some drivers are already driving at 80

**Cobham Drive Speed Limit Reduction Submissions received
17 March - 30 April 2025**

Date submitted Apr 27, 2025, 08:41 AM

Contribution ID 4999

Name Judy Owen

Are you giving feedback on behalf of an organisation?

No – these are my own personal views

Would you like to make a verbal submission?

No thanks

Which option do you prefer?

Option 1: keep the existing lower 60kmh speed limit

Tell us your reasons

Evidence shows that there have been fewer crashes on the section of road since the speed limit was lowered. Raising the speed limit will only save maybe a few seconds of time so is unlikely to impact on productivity

**Cobham Drive Speed Limit Reduction Submissions received
17 March - 30 April 2025**

Date submitted Apr 26, 2025, 07:54 PM

Contribution ID 4997

Name Tamara Williams

Are you giving feedback on behalf of an organisation?

No – these are my own personal views

Would you like to make a verbal submission?

No thanks

Which option do you prefer?

Option 1: keep the existing lower 60kmh speed limit

Tell us your reasons

**Cobham Drive Speed Limit Reduction Submissions received
17 March - 30 April 2025**

Date submitted Apr 25, 2025, 09:20 PM

Contribution ID 4988

Name Jeanette Parsons

Are you giving feedback on behalf of an organisation?

No – these are my own personal views

Would you like to make a verbal submission?

No thanks

Which option do you prefer?

Option 1: keep the existing lower 60kmh speed limit

Tell us your reasons

Go with the statistics, 70 percent is an amazing reduction in accidents win win. Everyone seems to drive at 80km now not 60km. If you increase the speed to 80km everyone will probably drive at 100km - Human nature!!

**Cobham Drive Speed Limit Reduction Submissions received
17 March - 30 April 2025**

Date submitted Apr 25, 2025, 05:16 PM

Contribution ID 4987

Name Alan Breen

Are you giving feedback on behalf of an organisation?

No – these are my own personal views

Would you like to make a verbal submission?

No thanks

Which option do you prefer?

Option 2: lift the speed limit back up to 80km/h

Tell us your reasons

The variations in speed limits on ring roads like Cobham drive are confusing. It is a main arterial route and the speed limit should return to 80 kph. At busy times the speed self regulates to slower speeds.

**Cobham Drive Speed Limit Reduction Submissions received
17 March - 30 April 2025**

Date submitted Apr 25, 2025, 03:39 PM

Contribution ID 4986

Name Armen Aghuzumtsyan

Are you giving feedback on behalf of an organisation?

No – these are my own personal views

Would you like to make a verbal submission?

No thanks

Which option do you prefer?

Option 1: keep the existing lower 60kmh speed limit

Tell us your reasons

**Cobham Drive Speed Limit Reduction Submissions received
17 March - 30 April 2025**

Date submitted Apr 25, 2025, 02:47 PM

Contribution ID 4985

Name Catherine Parr

Are you giving feedback on behalf of an organisation?

No – these are my own personal views

Would you like to make a verbal submission?

No thanks

Which option do you prefer?

Option 1: keep the existing lower 60kmh speed limit

Tell us your reasons

It's a busy and dangerous stretch of road especially at peak traffic times. There is no benefit to increasing the speed limit but considerable safety benefit for reducing the speed

**Cobham Drive Speed Limit Reduction Submissions received
17 March - 30 April 2025**

Date submitted Apr 24, 2025, 09:12 PM

Contribution ID 4981

Name Taryn

Are you giving feedback on behalf of an organisation?

No – these are my own personal views

Would you like to make a verbal submission?

No thanks

Which option do you prefer?

Option 2: lift the speed limit back up to 80km/h

Tell us your reasons

If possible keep it 60km/h inbound into the city, however make it 80km/h outbound of the city. This will help clear traffic quicker out of the city especially if the remainder of Cobham Drive is increased. This should also decrease the spend on new signage by half.

I can't see this being an issue given the road is separated by garden median.

It would be interesting to understand the crash/incident rate for both sides of the road.

**Cobham Drive Speed Limit Reduction Submissions received
17 March - 30 April 2025**

Date submitted Apr 24, 2025, 05:19 PM

Contribution ID 4979

Name Peter Bos

Are you giving feedback on behalf of an organisation?

Yes - I am the official spokesperson for: Living Streets Kirikiriroa

Would you like to make a verbal submission?

Yes, I would like to speak to Elected Members

Which option do you prefer?

Option 1: keep the existing lower 60kmh speed limit

Tell us your reasons

Living Streets Kirikiriroa Supports keeping the existing lower 60kmh speed limit.


1. When the posted speed was 80km/h, the next signs said to go slower (65kph).
2. It was normal to see car crashes, as shown in photos 2&3
3. It is not uncommon to see young people walking to the city along Cobham Drive between Hillsborough Terrace and Tristram Street under Palmerston St overpass (see photo 4)
4. Living Streets Kirikiriroa asks that a 50 km/h speed limit be posted on Cobham Dr southbound between Hillsborough Terrace and the Anglesea St/Anzac Parade roundabout.
5. Living Streets Kirikiriroa asks that the south-bound shoulder on Cobham drive between Anglesea St/Anzac Parade roundabout and Hillsborough Terrace be converted to a shared path.

End

Please see attached.

Cobham Drive Speed Limit reduction April 2025

Living Streets Kirikiriroa Submission



1. When the posted speed was 80km/h, the next signs said to go slower (65kph).



2. It was normal to see car crashes, as shown in photos 2&3



3. It is not uncommon to see young people walking to the city **along Cobham Drive between Hillsborough Terrace and Tristram Street under Palmerston St overpass** (see photo 4)

4. Living Streets Kirikiriroa asks that a **50 km/h speed limit** be posted on Cobham Dr southbound between Hillsborough Terrace and the Anglesea St/Anzac Parade roundabout.

5. Living Streets Kirikiriroa asks that the **south-bound shoulder on Cobham drive** between Anglesea St/Anzac Parade roundabout and Hillsborough Terrace be **converted to a shared path**.

End

**Cobham Drive Speed Limit Reduction Submissions received
17 March - 30 April 2025**

Date submitted Apr 24, 2025, 04:18 PM

Contribution ID 4978

Name Anna

Are you giving feedback on behalf of an organisation?

No – these are my own personal views

Would you like to make a verbal submission?

No thanks

Which option do you prefer?

Option 2: lift the speed limit back up to 80km/h

Tell us your reasons

Cobham drive has always been 80km, the reduction in speed wasn't required especially with all the work they have done on the other side of Cobham bridge. There should however be some lights for the hidden queue as you come around the corner heading north towards Pak n Save.

**Cobham Drive Speed Limit Reduction Submissions received
17 March - 30 April 2025**

Date submitted Apr 24, 2025, 11:26 AM

Contribution ID 4975

Name John Lawson

Are you giving feedback on behalf of an organisation?

No – these are my own personal views

Would you like to make a verbal submission?

No thanks

Which option do you prefer?

Option 1: keep the existing lower 60kmh speed limit

Tell us your reasons

70% decrease in crashes

**Cobham Drive Speed Limit Reduction Submissions received
17 March - 30 April 2025**

Date submitted Apr 24, 2025, 10:22 AM

Contribution ID 4972

Name Denis Irvine

Are you giving feedback on behalf of an organisation?

No – these are my own personal views

Would you like to make a verbal submission?

Yes, I would like to speak to Elected Members

Which option do you prefer?

Option 2: lift the speed limit back up to 80km/h

Tell us your reasons

The 60km limit was a ridiculous move in the first place. The flow of traffic is incredibly slow and the road is far more congested than it ever has been in the 50 years I've driven regularly daily on the road. As for reducing accidents, don't give me that as a valid argument. I've seen scrapes and accidents occur due to frustration and road changes since the reduction. Mainly due to slow moving congestion at the Galloway st entrance onto the roundabout and nose tail collisions at the lumps now on the Cambridge rd lights intersection. Don't tell me I'm imagining it or it doesn't exist. It's happening! This wasn't a problem before.

**Cobham Drive Speed Limit Reduction Submissions received
17 March - 30 April 2025**

Date submitted Apr 24, 2025, 10:06 AM

Contribution ID 4971

Name Kylie Gujer

Are you giving feedback on behalf of an organisation?

No – these are my own personal views

Would you like to make a verbal submission?

No thanks

Which option do you prefer?

Option 2: lift the speed limit back up to 80km/h

Tell us your reasons

60km is too slow for a main route.

The new road by the Hamilton Gardens is now open and reduces the traffic which has probably reduced the incidents you advise has reduced.

**Cobham Drive Speed Limit Reduction Submissions received
17 March - 30 April 2025**

Date submitted Apr 24, 2025, 08:12 AM

Contribution ID 4969

Name Ed Franklin

Are you giving feedback on behalf of an organisation?

No – these are my own personal views

Would you like to make a verbal submission?

No thanks

Which option do you prefer?

Option 1: keep the existing lower 60kmh speed limit

Tell us your reasons

Occasional flooding adds to high speed crash rusko

**Cobham Drive Speed Limit Reduction Submissions received
17 March - 30 April 2025**

Date submitted Apr 24, 2025, 07:04 AM

Contribution ID 4968

Name Ben Suffield

Are you giving feedback on behalf of an organisation?

No – these are my own personal views

Would you like to make a verbal submission?

Yes, I would like to speak to Elected Members

Which option do you prefer?

Option 2: lift the speed limit back up to 80km/h

Tell us your reasons

The road is a main route through the city and needs to be fast and efficient. It is wide and designed originally for 80kmh and should be utilised as such. Suggest signs to keep left unless overtaking need to be deployed to also assist traffic flow.

**Cobham Drive Speed Limit Reduction Submissions received
17 March - 30 April 2025**

Date submitted Apr 22, 2025, 05:12 PM

Contribution ID 4966

Name Lucy Morrow

Are you giving feedback on behalf of an organisation?

No – these are my own personal views

Would you like to make a verbal submission?

No thanks

Which option do you prefer?

Option 2: lift the speed limit back up to 80km/h

Tell us your reasons

I would actually like to see the limit changed to 70km/h.

There are no residential driveways on this stretch of road so 60km/h is not necessary

**Cobham Drive Speed Limit Reduction Submissions received
17 March - 30 April 2025**

Date submitted Apr 22, 2025, 02:48 PM

Contribution ID 4964

Name jamie sisley

Are you giving feedback on behalf of an organisation?

No – these are my own personal views

Would you like to make a verbal submission?

No thanks

Which option do you prefer?

Option 2: lift the speed limit back up to 80km/h Option 2: lift the speed limit back up to 80km/h

Tell us your reasons

It's quite obvious that this should have never had the speed limit reduced to 60kmh. If this doesn't qualify as an 80kmh stretch of road then what does?

**Cobham Drive Speed Limit Reduction Submissions received
17 March - 30 April 2025**

Date submitted Apr 22, 2025, 05:53 AM

Contribution ID 4958

Name Megan Smith

Are you giving feedback on behalf of an organisation?

No – these are my own personal views

Would you like to make a verbal submission?

No thanks

Which option do you prefer?

Option 1: keep the existing lower 60kmh speed limit

Tell us your reasons

Maintain safety gains

**Cobham Drive Speed Limit Reduction Submissions received
17 March - 30 April 2025**

Date submitted Apr 21, 2025, 10:35 AM

Contribution ID 4953

Name Geoff K Kreegher

Are you giving feedback on behalf of an organisation?

No – these are my own personal views

Would you like to make a verbal submission?

No thanks

Which option do you prefer?

Option 2: lift the speed limit back up to 80km/h Option 2: lift the speed limit back up to 80km/h

Tell us your reasons

There are more important issues than this unnecessary consultation.

Stop fighting the white - Government has decreed raising the speed limit, get with the programme.

**Cobham Drive Speed Limit Reduction Submissions received
17 March - 30 April 2025**

Date submitted Apr 20, 2025, 03:41 PM

Contribution ID 4951

Name Chris Manson

Are you giving feedback on behalf of an organisation?

Yes - I am the official spokesperson for: Bike Waikato

Would you like to make a verbal submission?

No thanks

Which option do you prefer?

Option 1: keep the existing lower 60kmh speed limit

Tell us your reasons

Please see the attached supporting document.



Bike Waikato Submission to Cobham Dr. (Normandy Ave to Tristram St) Speed Limit Consultation

Kia ora Hamilton City Council,

We are writing in support of the proposal to retain the 60km/h speed limit for Cobham Drive between Normandy Ave and Tristram Street.

Increasing the speed to 80km/h will increase the severity of an accident if it were to occur. This stretch of road contains multiple hazards such as blind corners, pedestrian flows at either end of the street, and proximity to a narrow footpath frequently used by cyclists and pedestrians.

Without strong mitigation measures and changing the road layout, the speed increase will unduly put people at risk for minimal time saving along a 1.17 kilometer stretch of road. Retaining a lower speed limit along this road will keep people traveling by any mode safe.

According to information provided by the Hamilton City Council, there has been a major reduction of crash incidents—by 70%—in the short time since lowering the speed limit.¹ The city council should maintain that safety takes precedence on all local roads by doing what is best for the people of Hamilton rather than following national standards which go against international best practice.

Thank you for considering our submission.

Kind regards,

Bike Waikato Committee

¹ <https://haveyoursay.hamilton.govt.nz/cobham-drive-speed-limit-reduction>

**Cobham Drive Speed Limit Reduction Submissions received
17 March - 30 April 2025**

Date submitted Apr 19, 2025, 11:04 PM

Contribution ID 4946

Name Paul Flanagan

Are you giving feedback on behalf of an organisation?

No – these are my own personal views

Would you like to make a verbal submission?

No thanks

Which option do you prefer?

Option 1: keep the existing lower 60kmh speed limit

Tell us your reasons

Safety and conservation of fuel use.

**Cobham Drive Speed Limit Reduction Submissions received
17 March - 30 April 2025**

Date submitted Apr 19, 2025, 01:52 PM

Contribution ID 4944

Name Theresa

Are you giving feedback on behalf of an organisation?

No – these are my own personal views

Would you like to make a verbal submission?

No thanks

Which option do you prefer?

Option 2: lift the speed limit back up to 80km/h Option 2: lift the speed limit back up to 80km/h

Tell us your reasons

No one drives 60km in any case through that section, so no safety gained there.

**Cobham Drive Speed Limit Reduction Submissions received
17 March - 30 April 2025**

Date submitted Apr 19, 2025, 01:09 PM

Contribution ID 4943

Name Darren Brown

Are you giving feedback on behalf of an organisation?

No – these are my own personal views

Would you like to make a verbal submission?

No thanks

Which option do you prefer?

Option 2: lift the speed limit back up to 80km/h Option 2: lift the speed limit back up to 80km/h

Tell us your reasons

The length of Cobham Drive should revert back to 80kmh not just the stretch indicated.

**Cobham Drive Speed Limit Reduction Submissions received
17 March - 30 April 2025**

Date submitted Apr 19, 2025, 09:13 AM

Contribution ID 4941

Name Ron Olsen

Are you giving feedback on behalf of an organisation?

No – these are my own personal views

Would you like to make a verbal submission?

No thanks

Which option do you prefer?

Option 2: lift the speed limit back up to 80km/h Option 2: lift the speed limit back up to 80km/h

Tell us your reasons

because people are driving even slower than 60 at times and it was always 80 before the country went mad and slowed everything down and now you will get people ignoring the slower speed limit.

**Cobham Drive Speed Limit Reduction Submissions received
17 March - 30 April 2025**

Date submitted Apr 19, 2025, 08:29 AM

Contribution ID 4940

Name Darren Harrison

Are you giving feedback on behalf of an organisation?

No – these are my own personal views

Would you like to make a verbal submission?

No thanks

Which option do you prefer?

Option 2: lift the speed limit back up to 80km/h Option 2: lift the speed limit back up to 80km/h

Tell us your reasons

This is a main route and should be 80km/h to increase traffic flow.

Additionally I find it interesting that the estimated cost for signage is \$20,000 for this but when the council wants to drop the speed limit on Wairere Drive the cost for signage is only \$4,000.

**Cobham Drive Speed Limit Reduction Submissions received
17 March - 30 April 2025**

Date submitted Apr 19, 2025, 07:52 AM

Contribution ID 4939

Name Jeremy

Are you giving feedback on behalf of an organisation?

No – these are my own personal views

Would you like to make a verbal submission?

No thanks

Which option do you prefer?

Option 1: keep the existing lower 60kmh speed limit

Tell us your reasons

People drive 70-80 kph now anyway. Enforce with speed cameras if you need to. At least that would generate income for other local projects like speed bumps on roads that need it.

**Cobham Drive Speed Limit Reduction Submissions received
17 March - 30 April 2025**

Date submitted Apr 19, 2025, 06:41 AM

Contribution ID 4938

Name Ted Letford

Are you giving feedback on behalf of an organisation?

No – these are my own personal views

Would you like to make a verbal submission?

No thanks

Which option do you prefer?

Option 2: lift the speed limit back up to 80km/h Option 2: lift the speed limit back up to 80km/h

Tell us your reasons

80 km seem to work fine before. Most people are driving over 70km

**Cobham Drive Speed Limit Reduction Submissions received
17 March - 30 April 2025**

Date submitted Apr 19, 2025, 02:32 AM

Contribution ID 4937

Name Graham Cochrane

Are you giving feedback on behalf of an organisation?

No – these are my own personal views

Would you like to make a verbal submission?

No thanks

Which option do you prefer?

Option 2: lift the speed limit back up to 80km/h Option 2: lift the speed limit back up to 80km/h

Tell us your reasons

The speed limit should be 70kph for this section as 60kph is too slow and 80kph is too fast. Also 70kph is a well used speed limit range. Why isnt there a 70kph option? As well \$20k for sign changes is far too expensive, how can it cost that much???

**Cobham Drive Speed Limit Reduction Submissions received
17 March - 30 April 2025**

Date submitted Apr 18, 2025, 08:35 PM

Contribution ID 4935

Name KC Eichmann

Are you giving feedback on behalf of an organisation?

No – these are my own personal views

Would you like to make a verbal submission?

No thanks

Which option do you prefer?

Option 2: lift the speed limit back up to 80km/h Option 2: lift the speed limit back up to 80km/h

Tell us your reasons

There is no need for the 60kmh. It only increases travel times and frustrations.

**Cobham Drive Speed Limit Reduction Submissions received
17 March - 30 April 2025**

Date submitted Apr 18, 2025, 07:10 PM

Contribution ID 4934

Name Janice Williamson

Are you giving feedback on behalf of an organisation?

No – these are my own personal views

Would you like to make a verbal submission?

No thanks

Which option do you prefer?

Option 2: lift the speed limit back up to 80km/h Option 2: lift the speed limit back up to 80km/h

Tell us your reasons

Cars are doing 80 on that stretch already.

Cars are sensible enough, slow and merge at the lights.

**Cobham Drive Speed Limit Reduction Submissions received
17 March - 30 April 2025**

Date submitted Apr 18, 2025, 05:00 PM

Contribution ID 4933

Name Phillip Buchan

Are you giving feedback on behalf of an organisation?

No – these are my own personal views

Would you like to make a verbal submission?

No thanks

Which option do you prefer?

Option 2: lift the speed limit back up to 80km/h Option 2: lift the speed limit back up to 80km/h

Tell us your reasons

80 k/h is a safe speed. For this road

**Cobham Drive Speed Limit Reduction Submissions received
17 March - 30 April 2025**

Date submitted Apr 18, 2025, 12:27 PM

Contribution ID 4932

Name Kwyn

Are you giving feedback on behalf of an organisation?

No – these are my own personal views

Would you like to make a verbal submission?

No thanks

Which option do you prefer?

Option 2: lift the speed limit back up to 80km/h Option 2: lift the speed limit back up to 80km/h

Tell us your reasons

Dear [Poll Committee/Authority],

I am writing to express my support for increasing the speed limit to 80km/h. This change can significantly improve traffic flow, reducing congestion and travel times for commuters. Many roads are designed to safely accommodate higher speeds, and aligning speed limits with actual driving behavior can enhance road safety.

Additionally, a higher speed limit can benefit our local economy by facilitating faster transport of goods and services. With proper enforcement measures in place, we can ensure that safety remains a priority.

Thank you for considering my opinion on this important issue.

Sincerely, Kwyn

**Cobham Drive Speed Limit Reduction Submissions received
17 March - 30 April 2025**

Date submitted Apr 18, 2025, 12:13 PM

Contribution ID 4931

Name RONGOKINO KEMARA

Are you giving feedback on behalf of an organisation?

No – these are my own personal views

Would you like to make a verbal submission?

No thanks

Which option do you prefer?

Option 2: lift the speed limit back up to 80km/h Option 2: lift the speed limit back up to 80km/h

Tell us your reasons

Hi there.

I have used this stretch of road for decades it is a reasonably safe roadway for the speed limit to be 80km/h

**Cobham Drive Speed Limit Reduction Submissions received
17 March - 30 April 2025**

Date submitted Apr 18, 2025, 11:56 AM

Contribution ID 4930

Name Chris McDell

Are you giving feedback on behalf of an organisation?

No – these are my own personal views

Would you like to make a verbal submission?

No thanks

Which option do you prefer?

Option 2: lift the speed limit back up to 80km/h Option 2: lift the speed limit back up to 80km/h

Tell us your reasons

Flows much better. Too many restrictions slowing and choking traffic in Hamilton as it is.

**Cobham Drive Speed Limit Reduction Submissions received
17 March - 30 April 2025**

Date submitted Apr 17, 2025, 11:07 PM

Contribution ID 4928

Name Rebecca Yeates

Are you giving feedback on behalf of an organisation?

No – these are my own personal views

Would you like to make a verbal submission?

No thanks

Which option do you prefer?

Option 1: keep the existing lower 60kmh speed limit

Tell us your reasons

**Cobham Drive Speed Limit Reduction Submissions received
17 March - 30 April 2025**

Date submitted Apr 17, 2025, 10:55 PM

Contribution ID 4927

Name Elizabeth Lee

Are you giving feedback on behalf of an organisation?

No – these are my own personal views

Would you like to make a verbal submission?

No thanks

Which option do you prefer?

Option 2: lift the speed limit back up to 80km/h Option 2: lift the speed limit back up to 80km/h

Tell us your reasons

70 would be better, 60 is too slow.

**Cobham Drive Speed Limit Reduction Submissions received
17 March - 30 April 2025**

Date submitted Apr 17, 2025, 09:40 PM

Contribution ID 4926

Name Caryn

Are you giving feedback on behalf of an organisation?

No – these are my own personal views

Would you like to make a verbal submission?

No thanks

Which option do you prefer?

Option 2: lift the speed limit back up to 80km/h Option 2: lift the speed limit back up to 80km/h

Tell us your reasons

**Cobham Drive Speed Limit Reduction Submissions received
17 March - 30 April 2025**

Date submitted Apr 17, 2025, 11:02 AM

Contribution ID 4923

Name Milton Ngaruhe

Are you giving feedback on behalf of an organisation?

No – these are my own personal views

Would you like to make a verbal submission?

No thanks

Which option do you prefer?

Option 2: lift the speed limit back up to 80km/h Option 2: lift the speed limit back up to 80km/h

Tell us your reasons

The signs say 60 but everyone still does 80. You're unnecessarily making people lawbreakers. The cost to change the signs BACK is a result of changing them TO 60kph - that should've been factored into your original decision not this one!

**Cobham Drive Speed Limit Reduction Submissions received
17 March - 30 April 2025**

Date submitted Apr 17, 2025, 08:55 AM

Contribution ID 4922

Name Connie Magee

Are you giving feedback on behalf of an organisation?

No – these are my own personal views

Would you like to make a verbal submission?

No thanks

Which option do you prefer?

Option 1: keep the existing lower 60kmh speed limit

Tell us your reasons

Each day, I merge onto Cobham drive from Normandy Ave.

I was annoyed when they originally dropped the speed (after the segment where we were already merged) . However, as traffic eventually started keeping to the lower speed, it became much easier to merge onto Cobham. (and then have to move into the future right hand lane)

At the higher speed, some people would accelerate from the intersection in normal speed, while others would race, trying to beat and pass the slower ones, disrupting a consistent flow.

At the lower speed, the flow is more consistent, merging is easier, and there is even less traffic backed up on Normandy as a result

**Cobham Drive Speed Limit Reduction Submissions received
17 March - 30 April 2025**

Date submitted Apr 17, 2025, 06:19 AM

Contribution ID 4921

Name Virgil Robinson

Are you giving feedback on behalf of an organisation?

No – these are my own personal views

Would you like to make a verbal submission?

No thanks

Which option do you prefer?

Option 2: lift the speed limit back up to 80km/h Option 2: lift the speed limit back up to 80km/h

Tell us your reasons

**Cobham Drive Speed Limit Reduction Submissions received
17 March - 30 April 2025**

Date submitted Apr 16, 2025, 09:53 PM

Contribution ID 4920

Name Taryn

Are you giving feedback on behalf of an organisation?

No – these are my own personal views

Would you like to make a verbal submission?

No thanks

Which option do you prefer?

Option 1: keep the existing lower 60kmh speed limit

Tell us your reasons

I haven't noticed the difference and if it's safer why now keep the speed lower ? It just makes sense

**Cobham Drive Speed Limit Reduction Submissions received
17 March - 30 April 2025**

Date submitted Apr 16, 2025, 09:15 PM

Contribution ID 4919

Name William suteney

Are you giving feedback on behalf of an organisation?

No – these are my own personal views

Would you like to make a verbal submission?

No thanks

Which option do you prefer?

Option 2: lift the speed limit back up to 80km/h Option 2: lift the speed limit back up to 80km/h

Tell us your reasons

It was 80km for 20 or so years and no one died. 60km is too slow for the road and is causing unneeded congestion at peak times

**Cobham Drive Speed Limit Reduction Submissions received
17 March - 30 April 2025**

Date submitted Apr 16, 2025, 07:02 PM

Contribution ID 4918

Name Michelle Brown

Are you giving feedback on behalf of an organisation?

No – these are my own personal views

Would you like to make a verbal submission?

No thanks

Which option do you prefer?

Option 2: lift the speed limit back up to 80km/h Option 2: lift the speed limit back up to 80km/h

Tell us your reasons

This portion of road does not have any vehicle access ways and is two lanes in each direction. During peak times speed is limited by the volume of traffic ag other times 80kph is a safe speed on this road.

**Cobham Drive Speed Limit Reduction Submissions received
17 March - 30 April 2025**

Date submitted Apr 16, 2025, 03:26 PM

Contribution ID 4917

Name Coral Hughes

Are you giving feedback on behalf of an organisation?

No – these are my own personal views

Would you like to make a verbal submission?

Yes, I would like to speak to Elected Members

Which option do you prefer?

Option 2: lift the speed limit back up to 80km/h Option 2: lift the speed limit back up to 80km/h

Tell us your reasons

80km's per hour IS a safe speed fir thus road.

**Cobham Drive Speed Limit Reduction Submissions received
17 March - 30 April 2025**

Date submitted Apr 16, 2025, 02:39 PM

Contribution ID 4916

Name Cara Lauder

Are you giving feedback on behalf of an organisation?

No – these are my own personal views

Would you like to make a verbal submission?

No thanks

Which option do you prefer?

Option 1: keep the existing lower 60kmh speed limit

Tell us your reasons

80kph for a short section doesn't really deliver huge travel time savings, and given there are sometimes queues, there is likely no saving for a lot of people.

I like there being less variation in speed limits. Also, surely we can't argue with those crash statistics.

With the queues as well, heading at those at 60kph feels a lot safer than coming around the blind corner (northbound) at 80kph.

**Cobham Drive Speed Limit Reduction Submissions received
17 March - 30 April 2025**

Date submitted Apr 16, 2025, 02:14 PM

Contribution ID 4915

Name Andrew Scott

Are you giving feedback on behalf of an organisation?

No – these are my own personal views

Would you like to make a verbal submission?

No thanks

Which option do you prefer?

Option 1: keep the existing lower 60kmh speed limit

Tell us your reasons

**Cobham Drive Speed Limit Reduction Submissions received
17 March - 30 April 2025**

Date submitted Apr 16, 2025, 12:03 PM

Contribution ID 4914

Name Louise Hunter

Are you giving feedback on behalf of an organisation?

No – these are my own personal views

Would you like to make a verbal submission?

No thanks

Which option do you prefer?

Option 2: lift the speed limit back up to 80km/h Option 2: lift the speed limit back up to 80km/h

Tell us your reasons

60km is too slow and unnecessary with the expressway having taken away a large volume of the traffic that use to use this section of road.

**Cobham Drive Speed Limit Reduction Submissions received
17 March - 30 April 2025**

Date submitted Apr 16, 2025, 10:32 AM

Contribution ID 4912

Name Gail Blackwell

Are you giving feedback on behalf of an organisation?

No – these are my own personal views

Would you like to make a verbal submission?

No thanks

Which option do you prefer?

Option 1: keep the existing lower 60kmh speed limit

Tell us your reasons

I regularly volunteer at Hamilton Gardens and negotiating the roundabout at Gate 1 or attempting a left turn at Gate 2 would be so much more stressful and dangerous if vehicles are going 80kph.

**Cobham Drive Speed Limit Reduction Submissions received
17 March - 30 April 2025**

Date submitted Apr 16, 2025, 06:56 AM

Contribution ID 4909

Name Steph Magee

Are you giving feedback on behalf of an organisation?

No – these are my own personal views

Would you like to make a verbal submission?

No thanks

Which option do you prefer?

Option 2: lift the speed limit back up to 80km/h Option 2: lift the speed limit back up to 80km/h

Tell us your reasons

Most vehicles are still doing 80k now and that road is a main route for Hamilton.

**Cobham Drive Speed Limit Reduction Submissions received
17 March - 30 April 2025**

Date submitted Apr 16, 2025, 06:55 AM

Contribution ID 4908

Name Jamie

Are you giving feedback on behalf of an organisation?

No – these are my own personal views

Would you like to make a verbal submission?

No thanks

Which option do you prefer?

Option 2: lift the speed limit back up to 80km/h Option 2: lift the speed limit back up to 80km/h

Tell us your reasons

Teach people how to drive better rather than lowering speed limits

**Cobham Drive Speed Limit Reduction Submissions received
17 March - 30 April 2025**

Date submitted Apr 15, 2025, 06:09 PM

Contribution ID 4907

Name Lucia Chagas

Are you giving feedback on behalf of an organisation?

No – these are my own personal views

Would you like to make a verbal submission?

No thanks

Which option do you prefer?

Option 2: lift the speed limit back up to 80km/h Option 2: lift the speed limit back up to 80km/h

Tell us your reasons

It was safe to travel at 80 before and people find hard to keep lower than 60

**Cobham Drive Speed Limit Reduction Submissions received
17 March - 30 April 2025**

Date submitted Apr 15, 2025, 05:14 PM

Contribution ID 4906

Name Rivan Ren

Are you giving feedback on behalf of an organisation?

No – these are my own personal views

Would you like to make a verbal submission?

No thanks

Which option do you prefer?

Option 1: keep the existing lower 60kmh speed limit

Tell us your reasons

There's blind corners and traffic build up. Seen far too many nose to tail accidents and people speeding doing closer to 100km/hr

**Cobham Drive Speed Limit Reduction Submissions received
17 March - 30 April 2025**

Date submitted Apr 15, 2025, 04:46 PM

Contribution ID 4905

Name Morgan Richards

Are you giving feedback on behalf of an organisation?

No – these are my own personal views

Would you like to make a verbal submission?

No thanks

Which option do you prefer?

Option 2: lift the speed limit back up to 80km/h Option 2: lift the speed limit back up to 80km/h

Tell us your reasons

The road way is free flowing with minimal private driveways ir businesses off it, additionally its double lane with very slight bends. There is no reason why it needs to remain lower than a previously set limit.

**Cobham Drive Speed Limit Reduction Submissions received
17 March - 30 April 2025**

Date submitted Apr 15, 2025, 12:50 PM

Contribution ID 4903

Name Finn Gambrill

Are you giving feedback on behalf of an organisation?

No – these are my own personal views

Would you like to make a verbal submission?

No thanks

Which option do you prefer?

Option 1: keep the existing lower 60kmh speed limit

Tell us your reasons

**Cobham Drive Speed Limit Reduction Submissions received
17 March - 30 April 2025**

Date submitted Apr 15, 2025, 06:54 AM

Contribution ID 4901

Name Hayden

Are you giving feedback on behalf of an organisation?

No – these are my own personal views

Would you like to make a verbal submission?

No thanks

Which option do you prefer?

Option 2: lift the speed limit back up to 80km/h Option 2: lift the speed limit back up to 80km/h

Tell us your reasons

Because it's a safe road with no driveways off it. As a major arterial route we should be trying to get Hamilton moving. When there is traffic the average speed is far less so due to the light and ridiculous turn onto the bridge

**Cobham Drive Speed Limit Reduction Submissions received
17 March - 30 April 2025**

Date submitted Apr 15, 2025, 04:05 AM

Contribution ID 4900

Name Mo Esmaeil

Are you giving feedback on behalf of an organisation?

No – these are my own personal views

Would you like to make a verbal submission?

No thanks

Which option do you prefer?

Option 1: keep the existing lower 60kmh speed limit

Tell us your reasons

41 seconds extra but safer speed

**Cobham Drive Speed Limit Reduction Submissions received
17 March - 30 April 2025**

Date submitted Apr 15, 2025, 12:52 AM

Contribution ID 4899

Name Cami Carty-Melis

Are you giving feedback on behalf of an organisation?

No – these are my own personal views

Would you like to make a verbal submission?

No thanks

Which option do you prefer?

Option 1: keep the existing lower 60kmh speed limit

Tell us your reasons

**Cobham Drive Speed Limit Reduction Submissions received
17 March - 30 April 2025**

Date submitted Apr 14, 2025, 05:06 PM

Contribution ID 4897

Name Jack Dillon

Are you giving feedback on behalf of an organisation?

No – these are my own personal views

Would you like to make a verbal submission?

Yes, I would like to speak to Elected Members

Which option do you prefer?

Option 2: lift the speed limit back up to 80km/h Option 2: lift the speed limit back up to 80km/h

Tell us your reasons

I think 60kmph is to low for the road desighn and it seems most people ignore it anyways.

However wouldn't variable speed signs during peak traffic and better pedestrian crossings be the real solution? lower speed is very effective at saving lifes, however separating pedestrians and peak flow sighns is surely more effective for traffic flow and safety?

**Cobham Drive Speed Limit Reduction Submissions received
17 March - 30 April 2025**

Date submitted Apr 14, 2025, 04:26 PM

Contribution ID 4896

Name Winnie King

Are you giving feedback on behalf of an organisation?

No – these are my own personal views

Would you like to make a verbal submission?

No thanks

Which option do you prefer?

Option 2: lift the speed limit back up to 80km/h Option 2: lift the speed limit back up to 80km/h

Tell us your reasons

60 km per is too slow , people are going faster and not caring about this speed limit.

The Hamilton City council does what it wants any survey is a waste of time.

The cost of \$20k to change back the signs is a joke and typical Hamilton City council wasting rate payers money on expensive contractors.

There are many roads in Hamilton District that have high speed limits and the same conditions as this one. There is no difference, I am 80 years old and this road is the first time I had been pulled up by the police for speeding.

The police officer let me off the ticket as he said it is about silly the speed limit on this part of the road heading into the city.

I have lived in Bader area for over 50 years and have found the speed limit slows traffic at the intersection by Melville Park making hospital appointments harder to get to and restricting traffic flow in the area.

**Cobham Drive Speed Limit Reduction Submissions received
17 March - 30 April 2025**

Date submitted Apr 14, 2025, 12:28 PM

Contribution ID 4894

Name Abigail Denton

Are you giving feedback on behalf of an organisation?

No – these are my own personal views

Would you like to make a verbal submission?

No thanks

Which option do you prefer?

Option 1: keep the existing lower 60kmh speed limit

Tell us your reasons

Safer outcomes and a more consistent speed limit to the environment and throughout the network. The corridor often experiences flooding, and an 80km/h speed limit would make driving through those conditions far less safe

**Cobham Drive Speed Limit Reduction Submissions received
17 March - 30 April 2025**

Date submitted Apr 14, 2025, 12:15 PM

Contribution ID 4893

Name Emma

Are you giving feedback on behalf of an organisation?

No – these are my own personal views

Would you like to make a verbal submission?

No thanks

Which option do you prefer?

Option 2: lift the speed limit back up to 80km/h Option 2: lift the speed limit back up to 80km/h

Tell us your reasons

**Cobham Drive Speed Limit Reduction Submissions received
17 March - 30 April 2025**

Date submitted Apr 14, 2025, 10:26 AM

Contribution ID 4892

Name Albert Randall

Are you giving feedback on behalf of an organisation?

No – these are my own personal views

Would you like to make a verbal submission?

No thanks

Which option do you prefer?

Option 1: keep the existing lower 60kmh speed limit

Tell us your reasons

It is just a short piece of road, so any time saved is minimal at best, and the roundabout at Pak'nSave is a bit 'complex' - needing care in the approach.

**Cobham Drive Speed Limit Reduction Submissions received
17 March - 30 April 2025**

Date submitted Apr 14, 2025, 04:43 AM

Contribution ID 4887

Name Rinta Varghese

Are you giving feedback on behalf of an organisation?

No – these are my own personal views

Would you like to make a verbal submission?

No thanks

Which option do you prefer?

Option 2: lift the speed limit back up to 80km/h Option 2: lift the speed limit back up to 80km/h

Tell us your reasons

**Cobham Drive Speed Limit Reduction Submissions received
17 March - 30 April 2025**

Date submitted Apr 13, 2025, 09:14 PM

Contribution ID 4886

Name Connie Ake

Are you giving feedback on behalf of an organisation?

No – these are my own personal views

Would you like to make a verbal submission?

No thanks

Which option do you prefer?

Option 2: lift the speed limit back up to 80km/h Option 2: lift the speed limit back up to 80km/h

Tell us your reasons

**Cobham Drive Speed Limit Reduction Submissions received
17 March - 30 April 2025**

Date submitted Apr 13, 2025, 07:33 PM

Contribution ID 4884

Name linda jones

Are you giving feedback on behalf of an organisation?

No – these are my own personal views

Would you like to make a verbal submission?

No thanks

Which option do you prefer?

Option 2: lift the speed limit back up to 80km/h Option 2: lift the speed limit back up to 80km/h

Tell us your reasons

**Cobham Drive Speed Limit Reduction Submissions received
17 March - 30 April 2025**

Date submitted Apr 13, 2025, 06:50 PM

Contribution ID 4883

Name Jordan Mackinnon

Are you giving feedback on behalf of an organisation?

No – these are my own personal views

Would you like to make a verbal submission?

No thanks

Which option do you prefer?

Option 1: keep the existing lower 60kmh speed limit

Tell us your reasons

It's a much safer road at 60km/h

**Cobham Drive Speed Limit Reduction Submissions received
17 March - 30 April 2025**

Date submitted Apr 13, 2025, 01:30 PM

Contribution ID 4881

Name Krish

Are you giving feedback on behalf of an organisation?

No – these are my own personal views

Would you like to make a verbal submission?

No thanks

Which option do you prefer?

Option 2: lift the speed limit back up to 80km/h Option 2: lift the speed limit back up to 80km/h

Tell us your reasons

It causes less congestion, and more free flow traffic, which causes less crashes

**Cobham Drive Speed Limit Reduction Submissions received
17 March - 30 April 2025**

Date submitted Apr 13, 2025, 01:15 PM

Contribution ID 4880

Name susan gray

Are you giving feedback on behalf of an organisation?

No – these are my own personal views

Would you like to make a verbal submission?

No thanks

Which option do you prefer?

Option 1: keep the existing lower 60kmh speed limit

Tell us your reasons

ridiculous changing speeds, I've been saying this for years it should be 60 all the way

**Cobham Drive Speed Limit Reduction Submissions received
17 March - 30 April 2025**

Date submitted Apr 13, 2025, 12:19 PM

Contribution ID 4878

Name Margret Mclean

Are you giving feedback on behalf of an organisation?

No – these are my own personal views

Would you like to make a verbal submission?

No thanks

Which option do you prefer?

Option 2: lift the speed limit back up to 80km/h Option 2: lift the speed limit back up to 80km/h

Tell us your reasons

Traffic is toooooo backed up at 60

**Cobham Drive Speed Limit Reduction Submissions received
17 March - 30 April 2025**

Date submitted Apr 13, 2025, 12:13 PM

Contribution ID 4877

Name Mark Shepherd

Are you giving feedback on behalf of an organisation?

No – these are my own personal views

Would you like to make a verbal submission?

No thanks

Which option do you prefer?

Option 1: keep the existing lower 60kmh speed limit

Tell us your reasons

I am questioning the scope of this consultation, specifically that you are not including the section between Normandy Avenue and Newell road. This also carries a lot of traffic from the south and includes: Hillcrest normal school

A tricky junction where traffic from Wairere drive (south bound) merges with Cobham drive

The entrance to the world famous Hamilton Gardens (attracting, no doubt, a significant proportion of foreign drivers)

I find it incredible that you are willing/forced to increase the speed limit in this area when you report reductions in accidents and additional cost from changing the signs.

**Cobham Drive Speed Limit Reduction Submissions received
17 March - 30 April 2025**

Date submitted Apr 13, 2025, 10:13 AM

Contribution ID 4876

Name Tylah

Are you giving feedback on behalf of an organisation?

No – these are my own personal views

Would you like to make a verbal submission?

No thanks

Which option do you prefer?

Option 2: lift the speed limit back up to 80km/h Option 2: lift the speed limit back up to 80km/h

Tell us your reasons

The 60km speed limit has caused more issues during daily commuting as drivers are now driving less than 60km causing more frustration for other drivers and more traffic congestion. Cars are also unable to safely merge from Normandy Ave with the slower speed coming through the lights due to congestion.

**Cobham Drive Speed Limit Reduction Submissions received
17 March - 30 April 2025**

Date submitted Apr 13, 2025, 06:27 AM

Contribution ID 4875

Name James Thomson

Are you giving feedback on behalf of an organisation?

No – these are my own personal views

Would you like to make a verbal submission?

No thanks

Which option do you prefer?

Option 2: lift the speed limit back up to 80km/h Option 2: lift the speed limit back up to 80km/h

Tell us your reasons

**Cobham Drive Speed Limit Reduction Submissions received
17 March - 30 April 2025**

Date submitted Apr 13, 2025, 04:31 AM

Contribution ID 4874

Name Awhina

Are you giving feedback on behalf of an organisation?

No – these are my own personal views

Would you like to make a verbal submission?

No thanks

Which option do you prefer?

Option 1: keep the existing lower 60kmh speed limit

Tell us your reasons

I work those roads and the amount of accidents that's happen and I've been to over the years, cleaning up the aftermath on there to the point where majority would have been fatal at the speed it is now is [redacted]. We already have a high death toll. People can't drive properly with the speed being 60ks why put it up. Do you just want to add to the death toll knowing full well how shitty the drivers are here in Hamilton/ nz itself. Plus the money could be used properly elsewhere towards something that makes a difference in our world. Think about it.

**Cobham Drive Speed Limit Reduction Submissions received
17 March - 30 April 2025**

Date submitted Apr 12, 2025, 09:47 PM

Contribution ID 4873

Name Holly Redshaw

Are you giving feedback on behalf of an organisation?

No – these are my own personal views

Would you like to make a verbal submission?

No thanks

Which option do you prefer?

Option 2: lift the speed limit back up to 80km/h Option 2: lift the speed limit back up to 80km/h

Tell us your reasons

Everyone's gonna do 80 anyway.

**Cobham Drive Speed Limit Reduction Submissions received
17 March - 30 April 2025**

Date submitted Apr 12, 2025, 08:20 PM

Contribution ID 4872

Name Margaret Ramsay

Are you giving feedback on behalf of an organisation?

No – these are my own personal views

Would you like to make a verbal submission?

No thanks

Which option do you prefer?

Option 1: keep the existing lower 60kmh speed limit

Tell us your reasons

Short distance - doesnt need to be 80 - keep it consistent at 60

**Cobham Drive Speed Limit Reduction Submissions received
17 March - 30 April 2025**

Date submitted Apr 12, 2025, 06:17 PM

Contribution ID 4871

Name Robert McQueen

Are you giving feedback on behalf of an organisation?

No – these are my own personal views

Would you like to make a verbal submission?

No thanks

Which option do you prefer?

Option 2: lift the speed limit back up to 80km/h Option 2: lift the speed limit back up to 80km/h

Tell us your reasons

80 km/hr is safe and efficient

**Cobham Drive Speed Limit Reduction Submissions received
17 March - 30 April 2025**

Date submitted Apr 12, 2025, 03:32 PM

Contribution ID 4870

Name Jay

Are you giving feedback on behalf of an organisation?

No – these are my own personal views

Would you like to make a verbal submission?

Yes, I would like to speak to Elected Members

Which option do you prefer?

Option 2: lift the speed limit back up to 80km/h Option 2: lift the speed limit back up to 80km/h

Tell us your reasons

It's a straight drive that doesn't need a 60km/h

**Cobham Drive Speed Limit Reduction Submissions received
17 March - 30 April 2025**

Date submitted Apr 12, 2025, 03:19 PM

Contribution ID 4869

Name James

Are you giving feedback on behalf of an organisation?

No – these are my own personal views

Would you like to make a verbal submission?

No thanks

Which option do you prefer?

Option 2: lift the speed limit back up to 80km/h Option 2: lift the speed limit back up to 80km/h

Tell us your reasons

[redacted]

**Cobham Drive Speed Limit Reduction Submissions received
17 March - 30 April 2025**

Date submitted Apr 12, 2025, 12:10 PM

Contribution ID 4868

Name Santosh Adhikari

Are you giving feedback on behalf of an organisation?

No – these are my own personal views

Would you like to make a verbal submission?

No thanks

Which option do you prefer?

Option 1: keep the existing lower 60kmh speed limit

Tell us your reasons

It's 60km/h and 50 km/h before and after that section and since there is a turning and traffic as well during rush hours, it is better to keep at this limit of 60km/h. In addition to that spending \$20000 for that is not reasonable.

**Cobham Drive Speed Limit Reduction Submissions received
17 March - 30 April 2025**

Date submitted Apr 12, 2025, 11:56 AM

Contribution ID 4867

Name David

Are you giving feedback on behalf of an organisation?

No – these are my own personal views

Would you like to make a verbal submission?

No thanks

Which option do you prefer?

Option 2: lift the speed limit back up to 80km/h Option 2: lift the speed limit back up to 80km/h

Tell us your reasons

It's a road for cars, there's safe bike lanes, there's just an on ramp that needs a longer merge area.

**Cobham Drive Speed Limit Reduction Submissions received
17 March - 30 April 2025**

Date submitted Apr 12, 2025, 08:09 AM

Contribution ID 4865

Name David Gribben

Are you giving feedback on behalf of an organisation?

No – these are my own personal views

Would you like to make a verbal submission?

No thanks

Which option do you prefer?

Option 1: keep the existing lower 60kmh speed limit

Tell us your reasons

Safety and won't make your journey any quicker anyway

**Cobham Drive Speed Limit Reduction Submissions received
17 March - 30 April 2025**

Date submitted Apr 11, 2025, 09:28 PM

Contribution ID 4863

Name Rijo Koshy

Are you giving feedback on behalf of an organisation?

No – these are my own personal views

Would you like to make a verbal submission?

No thanks

Which option do you prefer?

Option 2: lift the speed limit back up to 80km/h Option 2: lift the speed limit back up to 80km/h

Tell us your reasons

Holding up traffic

**Cobham Drive Speed Limit Reduction Submissions received
17 March - 30 April 2025**

Date submitted Apr 11, 2025, 07:34 PM

Contribution ID 4862

Name Dan

Are you giving feedback on behalf of an organisation?

No – these are my own personal views

Would you like to make a verbal submission?

No thanks

Which option do you prefer?

Option 2: lift the speed limit back up to 80km/h Option 2: lift the speed limit back up to 80km/h

Tell us your reasons

Traffic to slow at 60, increased congestion.

**Cobham Drive Speed Limit Reduction Submissions received
17 March - 30 April 2025**

Date submitted Apr 11, 2025, 05:25 PM

Contribution ID 4861

Name Lisa Goldsmith

Are you giving feedback on behalf of an organisation?

No – these are my own personal views

Would you like to make a verbal submission?

No thanks

Which option do you prefer?

Option 2: lift the speed limit back up to 80km/h Option 2: lift the speed limit back up to 80km/h

Tell us your reasons

It makes sense that the road comes back into alignment with the 'ring' road(s)

**Cobham Drive Speed Limit Reduction Submissions received
17 March - 30 April 2025**

Date submitted Apr 11, 2025, 12:42 PM

Contribution ID 4860

Name Tyler Bormans

Are you giving feedback on behalf of an organisation?

No – these are my own personal views

Would you like to make a verbal submission?

No thanks

Which option do you prefer?

Option 1: keep the existing lower 60kmh speed limit

Tell us your reasons

Going south on that road I have almost gotten into a crash going around the curve on that road and have seen many crashes and incidents on that road due to the speed in which people are driving around the curve without being able to clearly see all the way around the road due to its curve. Increasing the speed would just cause more crashes for drivers going south, however drivers going north it is a very long and straight road and is safe to go 80 around.

**Cobham Drive Speed Limit Reduction Submissions received
17 March - 30 April 2025**

Date submitted Apr 11, 2025, 05:58 AM

Contribution ID 4856

Name Guy Lewis

Are you giving feedback on behalf of an organisation?

No – these are my own personal views

Would you like to make a verbal submission?

No thanks

Which option do you prefer?

Option 2: lift the speed limit back up to 80km/h Option 2: lift the speed limit back up to 80km/h

Tell us your reasons

Double lane road with a medium barrier and no side roads. 80kmph is safe.

**Cobham Drive Speed Limit Reduction Submissions received
17 March - 30 April 2025**

Date submitted Apr 11, 2025, 03:34 AM

Contribution ID 4855

Name NAOMI MCMINN

Are you giving feedback on behalf of an organisation?

No – these are my own personal views

Would you like to make a verbal submission?

No thanks

Which option do you prefer?

Option 1: keep the existing lower 60kmh speed limit

Tell us your reasons

**Cobham Drive Speed Limit Reduction Submissions received
17 March - 30 April 2025**

Date submitted Apr 10, 2025, 11:08 PM

Contribution ID 4854

Name Geoff Genner

Are you giving feedback on behalf of an organisation?

No – these are my own personal views

Would you like to make a verbal submission?

No thanks

Which option do you prefer?

Option 2: lift the speed limit back up to 80km/h Option 2: lift the speed limit back up to 80km/h

Tell us your reasons

I think the limit should be 80 from Normanby until the final bend before Tristan. On the entry to the bend drop the speed to 60 in preparation for the roundabout.

**Cobham Drive Speed Limit Reduction Submissions received
17 March - 30 April 2025**

Date submitted Apr 10, 2025, 10:44 PM

Contribution ID 4853

Name Ed prince

Are you giving feedback on behalf of an organisation?

No – these are my own personal views

Would you like to make a verbal submission?

No thanks

Which option do you prefer?

Option 2: lift the speed limit back up to 80km/h Option 2: lift the speed limit back up to 80km/h

Tell us your reasons

60 leads to increased congestion and risky overtaking

**Cobham Drive Speed Limit Reduction Submissions received
17 March - 30 April 2025**

Date submitted Apr 10, 2025, 09:18 PM

Contribution ID 4851

Name Patience

Are you giving feedback on behalf of an organisation?

No – these are my own personal views

Would you like to make a verbal submission?

No thanks

Which option do you prefer?

Option 1: keep the existing lower 60kmh speed limit

Tell us your reasons

60kmh while slower is safer in the long run with the way people drive.

**Cobham Drive Speed Limit Reduction Submissions received
17 March - 30 April 2025**

Date submitted Apr 10, 2025, 07:28 PM

Contribution ID 4850

Name Blaire

Are you giving feedback on behalf of an organisation?

No – these are my own personal views

Would you like to make a verbal submission?

No thanks

Which option do you prefer?

Option 1: keep the existing lower 60kmh speed limit

Tell us your reasons

Since the speed has decreased Im less likely to get stuck in accident traffic on my way to/from work. It's also such a waste of rate payers money to change the signage back to 80km, it's such a small part of the road just leave it as is.

**Cobham Drive Speed Limit Reduction Submissions received
17 March - 30 April 2025**

Date submitted Apr 10, 2025, 06:00 PM

Contribution ID 4849

Name Raul Buencamino

Are you giving feedback on behalf of an organisation?

No – these are my own personal views

Would you like to make a verbal submission?

No thanks

Which option do you prefer?

Option 2: lift the speed limit back up to 80km/h Option 2: lift the speed limit back up to 80km/h

Tell us your reasons

It is convenient for everyone and will improve my travel time.

**Cobham Drive Speed Limit Reduction Submissions received
17 March - 30 April 2025**

Date submitted Apr 10, 2025, 06:42 AM

Contribution ID 4847

Name Kelsey Hallahan

Are you giving feedback on behalf of an organisation?

No – these are my own personal views

Would you like to make a verbal submission?

No thanks

Which option do you prefer?

Option 2: lift the speed limit back up to 80km/h Option 2: lift the speed limit back up to 80km/h

Tell us your reasons

The reduction feels unnecessarily slow and holds up traffic coming out of the roundabout heading south

**Cobham Drive Speed Limit Reduction Submissions received
17 March - 30 April 2025**

Date submitted Apr 10, 2025, 02:22 AM

Contribution ID 4846

Name Michelle Hart

Are you giving feedback on behalf of an organisation?

No – these are my own personal views

Would you like to make a verbal submission?

No thanks

Which option do you prefer?

Option 1: keep the existing lower 60kmh speed limit

Tell us your reasons

As a local resident I access the gardens at the Galloway street roundabout. It is challenging to cross Cobham drive at 60km let alone trying to negotiate the crossing when cars are traveling at 80km. We need to maintain safer communities by maintaining lower speed limits. Roundabouts when driving need to have reduced speed limits also as entering them becomes challenging at higher speeds.

**Cobham Drive Speed Limit Reduction Submissions received
17 March - 30 April 2025**

Date submitted Apr 10, 2025, 12:08 AM

Contribution ID 4844

Name Briar Watson

Are you giving feedback on behalf of an organisation?

No – these are my own personal views

Would you like to make a verbal submission?

No thanks

Which option do you prefer?

Option 1: keep the existing lower 60kmh speed limit

Tell us your reasons

**Cobham Drive Speed Limit Reduction Submissions received
17 March - 30 April 2025**

Date submitted Apr 09, 2025, 11:12 PM

Contribution ID 4842

Name Matt Cables

Are you giving feedback on behalf of an organisation?

No – these are my own personal views

Would you like to make a verbal submission?

No thanks

Which option do you prefer?

Option 2: lift the speed limit back up to 80km/h Option 2: lift the speed limit back up to 80km/h

Tell us your reasons

Because anything HCC says is a good idea must be bad

**Cobham Drive Speed Limit Reduction Submissions received
17 March - 30 April 2025**

Date submitted Apr 09, 2025, 10:10 PM

Contribution ID 4840

Name Rhys

Are you giving feedback on behalf of an organisation?

No – these are my own personal views

Would you like to make a verbal submission?

No thanks

Which option do you prefer?

Option 2: lift the speed limit back up to 80km/h Option 2: lift the speed limit back up to 80km/h

Tell us your reasons

It's a duel lane road with a large median and no close pedestrians. Doesn't get much safer than that.
Might as well let people get to where they're going faster

**Cobham Drive Speed Limit Reduction Submissions received
17 March - 30 April 2025**

Date submitted Apr 09, 2025, 09:57 PM

Contribution ID 4839

Name Michelle Sim

Are you giving feedback on behalf of an organisation?

No – these are my own personal views

Would you like to make a verbal submission?

No thanks

Which option do you prefer?

Option 1: keep the existing lower 60kmh speed limit

Tell us your reasons

It is a safer speed with the volume of traffic. There are lanes and merging is required at times. The benefit from raising it to 80 is about 37seconds faster to the next set of lights. Pointless for such risk: for accidents at a higher speed; for such short distances; there are footpaths alongside

**Cobham Drive Speed Limit Reduction Submissions received
17 March - 30 April 2025**

Date submitted Apr 09, 2025, 08:23 PM

Contribution ID 4838

Name Diane Bradding

Are you giving feedback on behalf of an organisation?

No – these are my own personal views

Would you like to make a verbal submission?

No thanks

Which option do you prefer?

Option 1: keep the existing lower 60kmh speed limit

Tell us your reasons

Even though it's been 60kph for some time, many vehicles are still travelling much faster. As traffic builds at peak times there is an increased risk of nose to tail crashes

**Cobham Drive Speed Limit Reduction Submissions received
17 March - 30 April 2025**

Date submitted Apr 09, 2025, 08:18 PM

Contribution ID 4837

Name Bev Hoskins

Are you giving feedback on behalf of an organisation?

No – these are my own personal views

Would you like to make a verbal submission?

No thanks

Which option do you prefer?

Option 1: keep the existing lower 60kmh speed limit

Tell us your reasons

In this section of Cobham Drive there are multiple potential hazards including (heading north) traffic merging from Normandy Ave and the need to slow traffic as it approaches the roundabout, and (heading south) traffic merging from Hillsborough Tce. There are also blind spots around curves in this section, in both directions, where drivers can suddenly come across traffic queues. Keeping the speed limit for this section at 60kmh would facilitate a safer passage through these hazards.

**Cobham Drive Speed Limit Reduction Submissions received
17 March - 30 April 2025**

Date submitted Apr 09, 2025, 07:22 PM

Contribution ID 4835

Name Murray

Are you giving feedback on behalf of an organisation?

No – these are my own personal views

Would you like to make a verbal submission?

No thanks

Which option do you prefer?

Option 2: lift the speed limit back up to 80km/h Option 2: lift the speed limit back up to 80km/h

Tell us your reasons

Because we need to get Hamilton moving- I travel this road regularly no one does 60 it's save to do 80 it's always been 80 & safe to do so - in the animal kingdom the stupid get left behind therefore improving the gene pool - why reduce everyone to the lowest common denominator

**Cobham Drive Speed Limit Reduction Submissions received
17 March - 30 April 2025**

Date submitted Apr 09, 2025, 07:18 PM

Contribution ID 4834

Name Morgan Williams

Are you giving feedback on behalf of an organisation?

No – these are my own personal views

Would you like to make a verbal submission?

No thanks

Which option do you prefer?

Option 2: lift the speed limit back up to 80km/h Option 2: lift the speed limit back up to 80km/h

Tell us your reasons

People go this limit anyway and it's safe to do this

**Cobham Drive Speed Limit Reduction Submissions received
17 March - 30 April 2025**

Date submitted Apr 09, 2025, 07:13 PM

Contribution ID 4833

Name Tracy Cox

Are you giving feedback on behalf of an organisation?

No – these are my own personal views

Would you like to make a verbal submission?

No thanks

Which option do you prefer?

Option 1: keep the existing lower 60kmh speed limit

Tell us your reasons

**Cobham Drive Speed Limit Reduction Submissions received
17 March - 30 April 2025**

Date submitted Apr 09, 2025, 06:54 PM

Contribution ID 4832

Name Emmeline Summersong

Are you giving feedback on behalf of an organisation?

No – these are my own personal views

Would you like to make a verbal submission?

No thanks

Which option do you prefer?

Option 2: lift the speed limit back up to 80km/h Option 2: lift the speed limit back up to 80km/h

Tell us your reasons

The sinking lid policy on speed limits needs to be taken for what it is, an overreaction to people blaming the most obvious cause of road accidents when the real issue is people not having the required skill to operate a motor vehicle safely. The lowered speed limit contributes to queues and delays getting around this section of town, and if we started to take a holistic view of road safety, we would see that speed is but one component.

**Cobham Drive Speed Limit Reduction Submissions received
17 March - 30 April 2025**

Date submitted Apr 09, 2025, 06:41 PM

Contribution ID 4831

Name Megan Lindsay

Are you giving feedback on behalf of an organisation?

No – these are my own personal views

Would you like to make a verbal submission?

No thanks

Which option do you prefer?

Option 1: keep the existing lower 60kmh speed limit

Tell us your reasons

I actually think 70 is a good compromise

I have driven it at 80 when it was that limit in the past and felt it a bit fast for such a short curvy stretch.

**Cobham Drive Speed Limit Reduction Submissions received
17 March - 30 April 2025**

Date submitted Apr 09, 2025, 06:38 PM

Contribution ID 4830

Name suman Sinha

Are you giving feedback on behalf of an organisation?

No – these are my own personal views

Would you like to make a verbal submission?

No thanks

Which option do you prefer?

Option 1: keep the existing lower 60kmh speed limit

Tell us your reasons

Its a very small stretch and 60km /hour is more than enough there. We dont gain much by increasing it to 80km/hour but at the same time the risk of harm increases substantially.

**Cobham Drive Speed Limit Reduction Submissions received
17 March - 30 April 2025**

Date submitted Apr 09, 2025, 05:57 PM

Contribution ID 4829

Name Kim richards

Are you giving feedback on behalf of an organisation?

No – these are my own personal views

Would you like to make a verbal submission?

No thanks

Which option do you prefer?

Option 1: keep the existing lower 60kmh speed limit

Tell us your reasons

No brainer with that quantum of accident reductions and will only be more vehicles on the road in the city. Also, everyone does +10kph so now doing 70kph instead of 90kph

**Cobham Drive Speed Limit Reduction Submissions received
17 March - 30 April 2025**

Date submitted Apr 09, 2025, 05:32 PM

Contribution ID 4828

Name Stacey Price

Are you giving feedback on behalf of an organisation?

No – these are my own personal views

Would you like to make a verbal submission?

No thanks

Which option do you prefer?

Option 2: lift the speed limit back up to 80km/h Option 2: lift the speed limit back up to 80km/h

Tell us your reasons

More efficient at 80km/hr. Better flow.

**Cobham Drive Speed Limit Reduction Submissions received
17 March - 30 April 2025**

Date submitted Apr 09, 2025, 12:06 PM

Contribution ID 4822

Name Leneshen Govender

Are you giving feedback on behalf of an organisation?

No – these are my own personal views

Would you like to make a verbal submission?

No thanks

Which option do you prefer?

Option 2: lift the speed limit back up to 80km/h Option 2: lift the speed limit back up to 80km/h

Tell us your reasons

The decrease in speed limit doesn't make sense, since the road was built to accommodate 80km/h. We should be utilising the road to its capacity.

**Cobham Drive Speed Limit Reduction Submissions received
17 March - 30 April 2025**

Date submitted Apr 09, 2025, 10:55 AM

Contribution ID 4821

Name Amanda Rowe

Are you giving feedback on behalf of an organisation?

No – these are my own personal views

Would you like to make a verbal submission?

No thanks

Which option do you prefer?

Option 2: lift the speed limit back up to 80km/h Option 2: lift the speed limit back up to 80km/h

Tell us your reasons

There is no pedestrian access and wide lanes with a big verge

**Cobham Drive Speed Limit Reduction Submissions received
17 March - 30 April 2025**

Date submitted Apr 09, 2025, 07:36 AM

Contribution ID 4817

Name Tim Wagstaff

Are you giving feedback on behalf of an organisation?

No – these are my own personal views

Would you like to make a verbal submission?

No thanks

Which option do you prefer?

Option 2: lift the speed limit back up to 80km/h Option 2: lift the speed limit back up to 80km/h

Tell us your reasons

It's a perfectly safe road for an 80km/hr limit. It was this speed limit for decades before the last government imposed their slow down ideology, which wasn't based on any real statistics anyway. This section of this road is no safer now than it was at 80km/hr.

**Cobham Drive Speed Limit Reduction Submissions received
17 March - 30 April 2025**

Date submitted Apr 09, 2025, 07:13 AM

Contribution ID 4816

Name Andre

Are you giving feedback on behalf of an organisation?

No – these are my own personal views

Would you like to make a verbal submission?

No thanks

Which option do you prefer?

Option 2: lift the speed limit back up to 80km/h Option 2: lift the speed limit back up to 80km/h

Tell us your reasons

**Cobham Drive Speed Limit Reduction Submissions received
17 March - 30 April 2025**

Date submitted Apr 09, 2025, 06:53 AM

Contribution ID 4815

Name Peter Neuhauser

Are you giving feedback on behalf of an organisation?

No – these are my own personal views

Would you like to make a verbal submission?

No thanks

Which option do you prefer?

Option 1: keep the existing lower 60kmh speed limit

Tell us your reasons

60 is more than enough on that short stretch of road, I have seen many accidents there, I do drive it every workday.

**Cobham Drive Speed Limit Reduction Submissions received
17 March - 30 April 2025**

Date submitted Apr 09, 2025, 06:31 AM

Contribution ID 4814

Name Andrew Walton

Are you giving feedback on behalf of an organisation?

No – these are my own personal views

Would you like to make a verbal submission?

No thanks

Which option do you prefer?

Option 2: lift the speed limit back up to 80km/h Option 2: lift the speed limit back up to 80km/h

Tell us your reasons

The traffic flow was much better at 80k

**Cobham Drive Speed Limit Reduction Submissions received
17 March - 30 April 2025**

Date submitted Apr 09, 2025, 05:40 AM

Contribution ID 4812

Name Kristina Green

Are you giving feedback on behalf of an organisation?

No – these are my own personal views

Would you like to make a verbal submission?

No thanks

Which option do you prefer?

Option 1: keep the existing lower 60kmh speed limit

Tell us your reasons

80km/h is too fast around the blind corners. Also 60km/h makes it much easier to merge in from Normandy. In peak traffic times, you can't even drive 80km with the volume of vehicles so might as well keep it at 60km/h.

**Cobham Drive Speed Limit Reduction Submissions received
17 March - 30 April 2025**

Date submitted Apr 09, 2025, 03:57 AM

Contribution ID 4811

Name Ben birch

Are you giving feedback on behalf of an organisation?

No – these are my own personal views

Would you like to make a verbal submission?

No thanks

Which option do you prefer?

Option 2: lift the speed limit back up to 80km/h Option 2: lift the speed limit back up to 80km/h

Tell us your reasons

**Cobham Drive Speed Limit Reduction Submissions received
17 March - 30 April 2025**

Date submitted Apr 08, 2025, 10:35 PM

Contribution ID 4810

Name Murray

Are you giving feedback on behalf of an organisation?

No – these are my own personal views

Would you like to make a verbal submission?

No thanks

Which option do you prefer?

Option 2: lift the speed limit back up to 80km/h

Tell us your reasons

**Cobham Drive Speed Limit Reduction Submissions received
17 March - 30 April 2025**

Date submitted Apr 08, 2025, 09:33 PM

Contribution ID 4808

Name Gareth

Are you giving feedback on behalf of an organisation?

No – these are my own personal views

Would you like to make a verbal submission?

No thanks

Which option do you prefer?

Option 2: lift the speed limit back up to 80km/h

Tell us your reasons

The road is fine. It should be 80kmph from pak and save roundabout all the way to Howell ave at the start of Hillcrest. Should never have changed.

**Cobham Drive Speed Limit Reduction Submissions received
17 March - 30 April 2025**

Date submitted Apr 08, 2025, 09:33 PM

Contribution ID 4807

Name Keith McGlade

Are you giving feedback on behalf of an organisation?

No – these are my own personal views

Would you like to make a verbal submission?

No thanks

Which option do you prefer?

Option 2: lift the speed limit back up to 80km/h

Tell us your reasons

The road is a double lanes road with no housing anywhere near it. The speed limit should have never been reduced in the first place. 80 would be the normal speed for such a road. I am not aware that this road has had any accidents on it.

**Cobham Drive Speed Limit Reduction Submissions received
17 March - 30 April 2025**

Date submitted Apr 08, 2025, 08:36 PM

Contribution ID 4805

Name Bruce Murdoch

Are you giving feedback on behalf of an organisation?

No – these are my own personal views

Would you like to make a verbal submission?

No thanks

Which option do you prefer?

Option 2: lift the speed limit back up to 80km/h

Tell us your reasons

The road is appropriately designed for the intended speed. My experience since the 60 km/hr speed reduction is that most people travel at a speed greater than 60 km/hr. I am often overtaken while traveling at 60 km/hr.

It makes no sense to underutilise an appropriately designed road.

**Cobham Drive Speed Limit Reduction Submissions received
17 March - 30 April 2025**

Date submitted Apr 08, 2025, 07:56 PM

Contribution ID 4804

Name Nicholas Ling

Are you giving feedback on behalf of an organisation?

No – these are my own personal views

Would you like to make a verbal submission?

Yes, I would like to speak to Elected Members

Which option do you prefer?

Option 1: keep the existing lower 60kmh speed limit

Tell us your reasons

This section has heavy traffic use and has a blind curve travelling south due to the raised north bound section. Queues forming to turn right into Normandy Ave could present a hazard for southbound traffic travelling at 80 km/h. It is also dangerous for traffic merging into Cobham Drive from Hillsborough Tce.

**Cobham Drive Speed Limit Reduction Submissions received
17 March - 30 April 2025**

Date submitted Apr 08, 2025, 06:50 PM

Contribution ID 4802

Name Jen Burns

Are you giving feedback on behalf of an organisation?

No – these are my own personal views

Would you like to make a verbal submission?

No thanks

Which option do you prefer?

Option 1: keep the existing lower 60kmh speed limit

Tell us your reasons

Safety. The traffic moves very slowly immediately afterwards (from traffic lights to the narrow bridge), so there's little point getting up to 80 for such a short stretch.

**Cobham Drive Speed Limit Reduction Submissions received
17 March - 30 April 2025**

Date submitted Apr 08, 2025, 03:31 PM

Contribution ID 4800

Name Jeremy Doneghue

Are you giving feedback on behalf of an organisation?

No – these are my own personal views

Would you like to make a verbal submission?

No thanks

Which option do you prefer?

Option 1: keep the existing lower 60kmh speed limit

Tell us your reasons

**Cobham Drive Speed Limit Reduction Submissions received
17 March - 30 April 2025**

Date submitted Apr 08, 2025, 10:34 AM

Contribution ID 4792

Name Christopher Flintoff

Are you giving feedback on behalf of an organisation?

No – these are my own personal views

Would you like to make a verbal submission?

No thanks

Which option do you prefer?

Option 1: keep the existing lower 60kmh speed limit

Tell us your reasons

The stretch of road between Tristram street and Normandy ave has frequent queues and blind corners, a lower speed limit is safer

**Cobham Drive Speed Limit Reduction Submissions received
17 March - 30 April 2025**

Date submitted Apr 08, 2025, 08:01 AM

Contribution ID 4789

Name Ritchie Williams

Are you giving feedback on behalf of an organisation?

No – these are my own personal views

Would you like to make a verbal submission?

No thanks

Which option do you prefer?

Option 2: lift the speed limit back up to 80km/h

Tell us your reasons

It was a perfectly safe piece of road as it was

**Cobham Drive Speed Limit Reduction Submissions received
17 March - 30 April 2025**

Date submitted Apr 08, 2025, 07:07 AM

Contribution ID 4788

Name Karen McNally

Are you giving feedback on behalf of an organisation?

No – these are my own personal views

Would you like to make a verbal submission?

No thanks

Which option do you prefer?

Option 1: keep the existing lower 60kmh speed limit

Tell us your reasons

It is an urban road surrounded by residential areas. 60km is fast enough.

**Cobham Drive Speed Limit Reduction Submissions received
17 March - 30 April 2025**

Date submitted Apr 07, 2025, 10:36 PM

Contribution ID 4786

Name Brent Nijssen

Are you giving feedback on behalf of an organisation?

No – these are my own personal views

Would you like to make a verbal submission?

No thanks

Which option do you prefer?

Option 2: lift the speed limit back up to 80km/h

Tell us your reasons

The road is designed to an appropriate standard for the higher speed limit. Many people currently drive at the earlier 80km speed as it is.

**Cobham Drive Speed Limit Reduction Submissions received
17 March - 30 April 2025**

Date submitted Apr 07, 2025, 08:40 PM

Contribution ID 4784

Name Stewart Blake

Are you giving feedback on behalf of an organisation?

No – these are my own personal views

Would you like to make a verbal submission?

No thanks

Which option do you prefer?

Option 2: lift the speed limit back up to 80km/h

Tell us your reasons

The current road users are driving at 70-80 km now with no issues

**Cobham Drive Speed Limit Reduction Submissions received
17 March - 30 April 2025**

Date submitted Apr 07, 2025, 08:37 PM

Contribution ID 4783

Name Pieta Mace

Are you giving feedback on behalf of an organisation?

No – these are my own personal views

Would you like to make a verbal submission?

No thanks

Which option do you prefer?

Option 2: lift the speed limit back up to 80km/h

Tell us your reasons

Due to the volume of traffic through the area you get better flow. Since the reduced speed limit I don't know anyone that sticks to the speed limit

**Cobham Drive Speed Limit Reduction Submissions received
17 March - 30 April 2025**

Date submitted Apr 07, 2025, 07:06 PM

Contribution ID 4782

Name sarah fergusson

Are you giving feedback on behalf of an organisation?

No – these are my own personal views

Would you like to make a verbal submission?

No thanks

Which option do you prefer?

Option 1: keep the existing lower 60kmh speed limit

Tell us your reasons

Feels much safer at 60k, especially on the bends and definitely when wet. Given that there is a 35km bend heading onto the bridge, and a terrible merge straight after the lights, it's asking for trouble increasing the speed.

**Cobham Drive Speed Limit Reduction Submissions received
17 March - 30 April 2025**

Date submitted Apr 07, 2025, 07:05 PM

Contribution ID 4781

Name Matthew Jackson

Are you giving feedback on behalf of an organisation?

No – these are my own personal views

Would you like to make a verbal submission?

No thanks

Which option do you prefer?

Option 2: lift the speed limit back up to 80km/h

Tell us your reasons

**Cobham Drive Speed Limit Reduction Submissions received
17 March - 30 April 2025**

Date submitted Apr 07, 2025, 06:50 PM

Contribution ID 4780

Name Nick

Are you giving feedback on behalf of an organisation?

No – these are my own personal views

Would you like to make a verbal submission?

No thanks

Which option do you prefer?

Option 2: lift the speed limit back up to 80km/h

Tell us your reasons

There are not entrances or exits on that stretch of road, and the only speed reduction area is in front of pak n save, which has also had a speed table added.

However, if the limit is kept at 60kmh, I would like to see safety cameras to enforce the reduction, as daily people are travelling faster than 60km/h on that road.

**Cobham Drive Speed Limit Reduction Submissions received
17 March - 30 April 2025**

Date submitted Apr 07, 2025, 02:51 PM

Contribution ID 4779

Name Brett Wallace

Are you giving feedback on behalf of an organisation?

No – these are my own personal views

Would you like to make a verbal submission?

No thanks

Which option do you prefer?

Option 2: lift the speed limit back up to 80km/h

Tell us your reasons

The speed reduction has caused traffic congestion and most people are still doing 70-80km

**Cobham Drive Speed Limit Reduction Submissions received
17 March - 30 April 2025**

Date submitted Apr 07, 2025, 02:41 PM

Contribution ID 4778

Name Jade

Are you giving feedback on behalf of an organisation?

No – these are my own personal views

Would you like to make a verbal submission?

No thanks

Which option do you prefer?

Option 2: lift the speed limit back up to 80km/h

Tell us your reasons

Too slow, builds traffic up

**Cobham Drive Speed Limit Reduction Submissions received
17 March - 30 April 2025**

Date submitted Apr 07, 2025, 02:07 PM

Contribution ID 4777

Name John

Are you giving feedback on behalf of an organisation?

No – these are my own personal views

Would you like to make a verbal submission?

No thanks

Which option do you prefer?

Option 2: lift the speed limit back up to 80km/h

Tell us your reasons

It's not in a built up area and there's a strip of foliage down the middle with barriers so head on collisions would be practically impossible and 60km slows everything down too much.

**Cobham Drive Speed Limit Reduction Submissions received
17 March - 30 April 2025**

Date submitted Apr 07, 2025, 02:05 PM

Contribution ID 4776

Name David Ralfe

Are you giving feedback on behalf of an organisation?

No – these are my own personal views

Would you like to make a verbal submission?

No thanks

Which option do you prefer?

Option 2: lift the speed limit back up to 80km/h

Tell us your reasons

60km/hr is too slow on an arterial road with no foot traffic or houses bordering it.

**Cobham Drive Speed Limit Reduction Submissions received
17 March - 30 April 2025**

Date submitted Apr 07, 2025, 01:46 PM

Contribution ID 4775

Name Patrick Tennant

Are you giving feedback on behalf of an organisation?

No – these are my own personal views

Would you like to make a verbal submission?

No thanks

Which option do you prefer?

Option 2: lift the speed limit back up to 80km/h

Tell us your reasons

Cobham Drive has been 80km/h for many years. I have travelled frequently on that road at all sorts of times during those years and seen one accident: slow motion fender bender in rush hour traffic. Contrary to what has been stated by a certain Councillor, most people I see on Cobham Drive travel at much more than 60km/h at present - it is a double lane highway, after all. 80km/h is a maximum speed limit - sensible people drive to the conditions; others will drive at whatever speed anyway. Driver frustration in the city is high due to the lumps and bumps all over the town; forcing motorists to travel at 60 on a highway simply encourages people to ignore what is a ridiculous limit.

**Cobham Drive Speed Limit Reduction Submissions received
17 March - 30 April 2025**

Date submitted Apr 07, 2025, 10:10 AM

Contribution ID 4774

Name Whanaupani Macown

Are you giving feedback on behalf of an organisation?

No – these are my own personal views

Would you like to make a verbal submission?

No thanks

Which option do you prefer?

Option 2: lift the speed limit back up to 80km/h

Tell us your reasons

Increasing the speed limit of this road can improve traffic flow and lead to shorter travel times, enhancing overall productivity and convenience for commuters. Additionally, modern vehicles are equipped with advanced safety features that can handle higher speeds more effectively, making the increase in speed limit a feasible option. However, it's crucial to ensure that the road infrastructure, including signage and road conditions, is adequately maintained to support this higher speed limit safely. Proper enforcement and public awareness campaigns can also help mitigate potential risks associated with the increased speed.

**Cobham Drive Speed Limit Reduction Submissions received
17 March - 30 April 2025**

Date submitted Apr 07, 2025, 06:46 AM

Contribution ID 4773

Name Robert Price

Are you giving feedback on behalf of an organisation?

No – these are my own personal views

Would you like to make a verbal submission?

No thanks

Which option do you prefer?

Option 1: keep the existing lower 60kmh speed limit

Tell us your reasons

80km/hr is not appropriate so close to city centre- best to keep speeds lower - in peak times 80 is pointless anyway and the rest of the time the journey is already quicker. Lower top speeds has seemed to make people driver more carefully elsewhere

**Cobham Drive Speed Limit Reduction Submissions received
17 March - 30 April 2025**

Date submitted Apr 07, 2025, 04:29 AM

Contribution ID 4772

Name Justin mills

Are you giving feedback on behalf of an organisation?

No – these are my own personal views

Would you like to make a verbal submission?

No thanks

Which option do you prefer?

Option 2: lift the speed limit back up to 80km/h

Tell us your reasons

**Cobham Drive Speed Limit Reduction Submissions received
17 March - 30 April 2025**

Date submitted Apr 06, 2025, 10:01 PM

Contribution ID 4771

Name xav

Are you giving feedback on behalf of an organisation?

No – these are my own personal views

Would you like to make a verbal submission?

No thanks

Which option do you prefer?

Option 2: lift the speed limit back up to 80km/h

Tell us your reasons

the flow of traffic is better suited to 80km, and the slower speed makes the merging traffic less efficient.
people going 60km are societally seen to be holding cars up and being a hazard, so the law needs to follow suit.

**Cobham Drive Speed Limit Reduction Submissions received
17 March - 30 April 2025**

Date submitted Apr 06, 2025, 09:53 PM

Contribution ID 4770

Name Brianny Wood

Are you giving feedback on behalf of an organisation?

No – these are my own personal views

Would you like to make a verbal submission?

No thanks

Which option do you prefer?

Option 1: keep the existing lower 60kmh speed limit

Tell us your reasons

In short: 60 is fine. It's only a very short stretch of road doesn't need to be 80.

In long: South bound side was scary coming around corner by hillsborough terrace and at times needing to slow abruptly due to backed up traffic.

60 is also easier when pulling out from hillsborough terrace onto cobham.

**Cobham Drive Speed Limit Reduction Submissions received
17 March - 30 April 2025**

Date submitted Apr 06, 2025, 06:08 PM

Contribution ID 4769

Name Isabella

Are you giving feedback on behalf of an organisation?

No – these are my own personal views

Would you like to make a verbal submission?

No thanks

Which option do you prefer?

Option 2: lift the speed limit back up to 80km/h

Tell us your reasons

The reduced speed slows the flow of traffic, while a lot of road users drive slower than the limit

**Cobham Drive Speed Limit Reduction Submissions received
17 March - 30 April 2025**

Date submitted Apr 06, 2025, 04:27 PM

Contribution ID 4766

Name Callum McDonald

Are you giving feedback on behalf of an organisation?

No – these are my own personal views

Would you like to make a verbal submission?

No thanks

Which option do you prefer?

Option 2: lift the speed limit back up to 80km/h

Tell us your reasons

Road is comfortable to drive at 80. Speed limit reduction to 60 is frequently ignored by motorists.

**Cobham Drive Speed Limit Reduction Submissions received
17 March - 30 April 2025**

Date submitted Apr 06, 2025, 03:42 PM

Contribution ID 4765

Name A. Hills

Are you giving feedback on behalf of an organisation?

No – these are my own personal views

Would you like to make a verbal submission?

No thanks

Which option do you prefer?

Option 1: keep the existing lower 60kmh speed limit

Tell us your reasons

An accident may have happened, as cars sped fast, as we tried to right-hand turn into Grey Street from the Cobham drive area.

It was a shock to us to see this part of Cobham Drive, travel so fast when people need to judge the oncoming speed before turning.

This is a known major accident area, so do we really need to make it harder for our emergency services?

Please keep the existing lower 60kmh speed limit.

**Cobham Drive Speed Limit Reduction Submissions received
17 March - 30 April 2025**

Date submitted Apr 06, 2025, 01:43 PM

Contribution ID 4764

Name Sian Dawson

Are you giving feedback on behalf of an organisation?

No – these are my own personal views

Would you like to make a verbal submission?

No thanks

Which option do you prefer?

Option 2: lift the speed limit back up to 80km/h

Tell us your reasons

Because there is absolutely no reason for it to be 60km. It easily accommodates that speed and it will reduce the amount of impatient drivers who get ticked off at the slowness of the road and drive recklessly. I use this road 10 times a week and I'm sick of the ridiculous speed being 60km.

**Cobham Drive Speed Limit Reduction Submissions received
17 March - 30 April 2025**

Date submitted Apr 06, 2025, 01:25 PM

Contribution ID 4763

Name Jesse

Are you giving feedback on behalf of an organisation?

No – these are my own personal views

Would you like to make a verbal submission?

No thanks

Which option do you prefer?

Option 2: lift the speed limit back up to 80km/h

Tell us your reasons

80kmh feels like correct speed, Just like it was before.

**Cobham Drive Speed Limit Reduction Submissions received
17 March - 30 April 2025**

Date submitted Apr 06, 2025, 01:24 PM

Contribution ID 4762

Name Puanani Strother

Are you giving feedback on behalf of an organisation?

No – these are my own personal views

Would you like to make a verbal submission?

No thanks

Which option do you prefer?

Option 1: keep the existing lower 60kmh speed limit

Tell us your reasons

The lower crash rate makes it a good idea to keep the current 60km speed limit.

**Cobham Drive Speed Limit Reduction Submissions received
17 March - 30 April 2025**

Date submitted Apr 06, 2025, 11:57 AM

Contribution ID 4760

Name Osgar Gilbert

Are you giving feedback on behalf of an organisation?

No – these are my own personal views

Would you like to make a verbal submission?

No thanks

Which option do you prefer?

Option 2: lift the speed limit back up to 80km/h

Tell us your reasons

This road is a key part of our infrastructure. Reducing it's speed limit slows the economy.

**Cobham Drive Speed Limit Reduction Submissions received
17 March - 30 April 2025**

Date submitted Apr 06, 2025, 11:08 AM

Contribution ID 4758

Name Tracey Williams

Are you giving feedback on behalf of an organisation?

No – these are my own personal views

Would you like to make a verbal submission?

No thanks

Which option do you prefer?

Option 2: lift the speed limit back up to 80km/h

Tell us your reasons

Keep the traffic flowing like Wairere Dr.

**Cobham Drive Speed Limit Reduction Submissions received
17 March - 30 April 2025**

Date submitted Apr 06, 2025, 11:01 AM

Contribution ID 4757

Name Frankie Letford

Are you giving feedback on behalf of an organisation?

No – these are my own personal views

Would you like to make a verbal submission?

No thanks

Which option do you prefer?

Option 1: keep the existing lower 60kmh speed limit

Tell us your reasons

The traffic is fast enough and if there are a line of cars waiting at the Normandy lights the corner hides them and there will be a line of cars crashing into the line of cars as they won't have time to slow down. Already at 60 it can be scary waiting and wondering if you will be tailended. Also the cars coming in from Grantham St can safely enter Cobham drive at 60 but trying to merge into cars going 80 and more (because lots drive over the speed limit) is very unsafe. Especially in the morning with fog as happens a lot by the river, 80 is too fast.
Keep it at 60.

**Cobham Drive Speed Limit Reduction Submissions received
17 March - 30 April 2025**

Date submitted Apr 06, 2025, 08:26 AM

Contribution ID 4754

Name David Emery

Are you giving feedback on behalf of an organisation?

No – these are my own personal views

Would you like to make a verbal submission?

No thanks

Which option do you prefer?

Option 2: lift the speed limit back up to 80km/h

Tell us your reasons

This road should never of gone to 60km, this is a great peice of road, no driveways and the lines are separated by a barrier. 60kms feels like a crawl when traffic isn't backed up.

Council could of saved \$10,000 by not wasting time consulting.

Please be sure to tell us how many were for and against this increase at the end of consultation.

**Cobham Drive Speed Limit Reduction Submissions received
17 March - 30 April 2025**

Date submitted Apr 06, 2025, 07:40 AM

Contribution ID 4753

Name Flavio moghini

Are you giving feedback on behalf of an organisation?

No – these are my own personal views

Would you like to make a verbal submission?

No thanks

Which option do you prefer?

Option 1: keep the existing lower 60kmh speed limit

Tell us your reasons

Much safer than it used to be, keep it at 60, please.

**Cobham Drive Speed Limit Reduction Submissions received
17 March - 30 April 2025**

Date submitted Apr 06, 2025, 12:26 AM

Contribution ID 4751

Name Anna Malikova

Are you giving feedback on behalf of an organisation?

No – these are my own personal views

Would you like to make a verbal submission?

No thanks

Which option do you prefer?

Option 2: lift the speed limit back up to 80km/h

Tell us your reasons

**Cobham Drive Speed Limit Reduction Submissions received
17 March - 30 April 2025**

Date submitted Apr 06, 2025, 12:10 AM

Contribution ID 4750

Name Vinil

Are you giving feedback on behalf of an organisation?

No – these are my own personal views

Would you like to make a verbal submission?

No thanks

Which option do you prefer?

Option 2: lift the speed limit back up to 80km/h

Tell us your reasons

**Cobham Drive Speed Limit Reduction Submissions received
17 March - 30 April 2025**

Date submitted Apr 05, 2025, 08:41 PM

Contribution ID 4749

Name Debra Leong

Are you giving feedback on behalf of an organisation?

No – these are my own personal views

Would you like to make a verbal submission?

No thanks

Which option do you prefer?

Option 1: keep the existing lower 60kmh speed limit

Tell us your reasons

It is safer coming from Tristram to Normandy avenue as the first corner is blind and traffic at 80 km is too fast to stop if there is stationary cars on the bend

**Cobham Drive Speed Limit Reduction Submissions received
17 March - 30 April 2025**

Date submitted Apr 05, 2025, 03:56 PM

Contribution ID 4747

Name Celine Kearney

Are you giving feedback on behalf of an organisation?

No – these are my own personal views

Would you like to make a verbal submission?

No thanks

Which option do you prefer?

Option 1: keep the existing lower 60kmh speed limit

Tell us your reasons

The lower speed is safer

**Cobham Drive Speed Limit Reduction Submissions received
17 March - 30 April 2025**

Date submitted Apr 05, 2025, 03:56 PM

Contribution ID 4746

Name Sabina

Are you giving feedback on behalf of an organisation?

No – these are my own personal views

Would you like to make a verbal submission?

No thanks

Which option do you prefer?

Option 2: lift the speed limit back up to 80km/h

Tell us your reasons

This piece of road doesn't have any intersections and is basically just straight. The road quality itself is good and no pot holes or anything. I see most people driving the old speed limit on it anyway. There are also two lanes which gives room for if you need to move out of the way of another car.

**Cobham Drive Speed Limit Reduction Submissions received
17 March - 30 April 2025**

Date submitted Apr 05, 2025, 03:53 PM

Contribution ID 4745

Name Aravind

Are you giving feedback on behalf of an organisation?

No – these are my own personal views

Would you like to make a verbal submission?

No thanks

Which option do you prefer?

Option 1: keep the existing lower 60kmh speed limit

Tell us your reasons

**Cobham Drive Speed Limit Reduction Submissions received
17 March - 30 April 2025**

Date submitted Apr 05, 2025, 01:29 PM

Contribution ID 4744

Name Hayley Sullivan

Are you giving feedback on behalf of an organisation?

No – these are my own personal views

Would you like to make a verbal submission?

No thanks

Which option do you prefer?

Option 2: lift the speed limit back up to 80km/h

Tell us your reasons

60km/h is to slow for this piece of road. There is no residential housing or people risk on this stretch of road. I believe your reduction in crash data is due to road upgrades and majority of crashes would have happened at the road about by paknsave an not on this stretch of road

**Cobham Drive Speed Limit Reduction Submissions received
17 March - 30 April 2025**

Date submitted Apr 05, 2025, 01:25 PM

Contribution ID 4743

Name Aaron Sullivan

Are you giving feedback on behalf of an organisation?

No – these are my own personal views

Would you like to make a verbal submission?

No thanks

Which option do you prefer?

Option 2: lift the speed limit back up to 80km/h

Tell us your reasons

It is a safe road with no residential property and people in close proximity. No one follows the 60km/h limit in place because at the moment because it is not the right speed for this piece of road.

**Cobham Drive Speed Limit Reduction Submissions received
17 March - 30 April 2025**

Date submitted Apr 05, 2025, 12:50 PM

Contribution ID 4742

Name T

Are you giving feedback on behalf of an organisation?

No – these are my own personal views

Would you like to make a verbal submission?

No thanks

Which option do you prefer?

Option 1: keep the existing lower 60kmh speed limit

Tell us your reasons

Fast enough. Safety. People travel faster than the posted speed anyway.

**Cobham Drive Speed Limit Reduction Submissions received
17 March - 30 April 2025**

Date submitted Apr 05, 2025, 12:27 PM

Contribution ID 4740

Name Jan Bull

Are you giving feedback on behalf of an organisation?

No – these are my own personal views

Would you like to make a verbal submission?

No thanks

Which option do you prefer?

Option 2: lift the speed limit back up to 80km/h

Tell us your reasons

**Cobham Drive Speed Limit Reduction Submissions received
17 March - 30 April 2025**

Date submitted Apr 05, 2025, 09:27 AM

Contribution ID 4739

Name Jared Arches

Are you giving feedback on behalf of an organisation?

No – these are my own personal views

Would you like to make a verbal submission?

No thanks

Which option do you prefer?

Option 2: lift the speed limit back up to 80km/h

Tell us your reasons

The design speed of the road was 80km/h. It would help a lot with getting to places a little bit faster. I know there's lots of traffic jams in that area but when it's not rush hour, it's nice to be able to drive through it at 80km/h. The curvature of the road makes it easier to drive.

**Cobham Drive Speed Limit Reduction Submissions received
17 March - 30 April 2025**

Date submitted Apr 05, 2025, 09:10 AM

Contribution ID 4738

Name Nikita

Are you giving feedback on behalf of an organisation?

No – these are my own personal views

Would you like to make a verbal submission?

No thanks

Which option do you prefer?

Option 2: lift the speed limit back up to 80km/h

Tell us your reasons

The 80km/h speed is safe for Cobham Drive. There was no reason to lower it in the first place.

I often see most people driving over 70 anyways. This will avoid unnecessary speeding tickets.

Will help with traffic congestion.

If there are concerns about that one blind corner just have a speed sign to take the corner at a lower speed. No need to lower the speed of the whole road.

**Cobham Drive Speed Limit Reduction Submissions received
17 March - 30 April 2025**

Date submitted Apr 05, 2025, 08:53 AM

Contribution ID 4737

Name Amy Cossey

Are you giving feedback on behalf of an organisation?

No – these are my own personal views

Would you like to make a verbal submission?

No thanks

Which option do you prefer?

Option 2: lift the speed limit back up to 80km/h

Tell us your reasons

I drive this road multiple times everyday. I stick to the 60 speed limit while several cars race past me at 80km. It feels unsafe for me to do 60. Plus, it's a nice stretch of road that would be very safe to do 80 on

**Cobham Drive Speed Limit Reduction Submissions received
17 March - 30 April 2025**

Date submitted Apr 05, 2025, 08:49 AM

Contribution ID 4736

Name Kaya Ergul

Are you giving feedback on behalf of an organisation?

No – these are my own personal views

Would you like to make a verbal submission?

No thanks

Which option do you prefer?

Option 2: lift the speed limit back up to 80km/h

Tell us your reasons

**Cobham Drive Speed Limit Reduction Submissions received
17 March - 30 April 2025**

Date submitted Apr 05, 2025, 08:39 AM

Contribution ID 4735

Name Kate Williams

Are you giving feedback on behalf of an organisation?

No – these are my own personal views

Would you like to make a verbal submission?

No thanks

Which option do you prefer?

Option 2: lift the speed limit back up to 80km/h

Tell us your reasons

**Cobham Drive Speed Limit Reduction Submissions received
17 March - 30 April 2025**

Date submitted Apr 05, 2025, 08:06 AM

Contribution ID 4734

Name Kate Russell

Are you giving feedback on behalf of an organisation?

No – these are my own personal views

Would you like to make a verbal submission?

No thanks

Which option do you prefer?

Option 2: lift the speed limit back up to 80km/h

Tell us your reasons

**Cobham Drive Speed Limit Reduction Submissions received
17 March - 30 April 2025**

Date submitted Apr 05, 2025, 07:48 AM

Contribution ID 4733

Name Max Basson

Are you giving feedback on behalf of an organisation?

No – these are my own personal views

Would you like to make a verbal submission?

No thanks

Which option do you prefer?

Option 2: lift the speed limit back up to 80km/h

Tell us your reasons

Alot of people don't go 60kmh along there, regardless of the limit. So, you end up with cars doing vastly varying speeds at the same time creating an unnecessary hazard.

**Cobham Drive Speed Limit Reduction Submissions received
17 March - 30 April 2025**

Date submitted Apr 05, 2025, 07:40 AM

Contribution ID 4732

Name Hamish

Are you giving feedback on behalf of an organisation?

No – these are my own personal views

Would you like to make a verbal submission?

No thanks

Which option do you prefer?

Option 1: keep the existing lower 60kmh speed limit

Tell us your reasons

This section can get pretty wet and has average drainage, along with occasionally having hidden queues, 60km feels safer. Keeping the lower speed limit is the safer option and may save lives which is always preferable over saving a few seconds in a commute.

**Cobham Drive Speed Limit Reduction Submissions received
17 March - 30 April 2025**

Date submitted Apr 05, 2025, 07:31 AM

Contribution ID 4731

Name Renée

Are you giving feedback on behalf of an organisation?

No – these are my own personal views

Would you like to make a verbal submission?

No thanks

Which option do you prefer?

Option 2: lift the speed limit back up to 80km/h

Tell us your reasons

It lowers congestion

**Cobham Drive Speed Limit Reduction Submissions received
17 March - 30 April 2025**

Date submitted Apr 05, 2025, 12:41 AM

Contribution ID 4730

Name Jeremy Ferguson

Are you giving feedback on behalf of an organisation?

No – these are my own personal views

Would you like to make a verbal submission?

No thanks

Which option do you prefer?

Option 2: lift the speed limit back up to 80km/h

Tell us your reasons

HCC has been lowering the speed limit all over the city, it's stupid. Greenwood street between Killarney and Kahikatea is another prime example of a road that was 80, and should be 80 again. If HCC hadn't been insane lowering speeds all over the city, installing speed bumps and worthless bike lanes, etc, perhaps people would consider proposals to reduce speed. But no, HCC is the boy that cried wolf, wanting streets to have speed limits as low as 30. I hope no one votes in favour for this ridiculous proposal.

**Cobham Drive Speed Limit Reduction Submissions received
17 March - 30 April 2025**

Date submitted Apr 04, 2025, 09:57 PM

Contribution ID 4729

Name Megan

Are you giving feedback on behalf of an organisation?

No – these are my own personal views

Would you like to make a verbal submission?

No thanks

Which option do you prefer?

Option 2: lift the speed limit back up to 80km/h

Tell us your reasons

People don't drive 60km anyway

80km feels right for that stretch of road. Should be 80km right through to Hillcrest

**Cobham Drive Speed Limit Reduction Submissions received
17 March - 30 April 2025**

Date submitted Apr 04, 2025, 09:24 PM

Contribution ID 4728

Name Janine Solomann

Are you giving feedback on behalf of an organisation?

No – these are my own personal views

Would you like to make a verbal submission?

No thanks

Which option do you prefer?

Option 2: lift the speed limit back up to 80km/h

Tell us your reasons

**Cobham Drive Speed Limit Reduction Submissions received
17 March - 30 April 2025**

Date submitted Apr 04, 2025, 09:10 PM

Contribution ID 4727

Name Amy Crawley

Are you giving feedback on behalf of an organisation?

No – these are my own personal views

Would you like to make a verbal submission?

No thanks

Which option do you prefer?

Option 1: keep the existing lower 60kmh speed limit

Tell us your reasons

The back up of traffic is common down this road and the corners make it hard to see queues. The 60k speed has made it a lot safer.

**Cobham Drive Speed Limit Reduction Submissions received
17 March - 30 April 2025**

Date submitted Apr 04, 2025, 07:33 PM

Contribution ID 4725

Name Bernd Grunewald

Are you giving feedback on behalf of an organisation?

No – these are my own personal views

Would you like to make a verbal submission?

No thanks

Which option do you prefer?

Option 1: keep the existing lower 60kmh speed limit

Tell us your reasons

This stretch of road is 1.2km long. Travelling at 80km/h takes 54 seconds. Travelling at 60km/h takes 72 seconds. And there is a traffic light at one end and a roundabout at the other end where cars have to slow down or stop. What is the advantage of travelling 18 seconds faster and then slowing down or stopping anyway? This is negligible. The downside is that the kinetic energy of a car travelling at 80km/h is 78% higher than that of a car travelling at 60km/h. More energy means more injuries and more fatalities in case of an accident. What are we trying to achieve here? Save a few seconds but gamble with people's lives? This is insane.

**Cobham Drive Speed Limit Reduction Submissions received
17 March - 30 April 2025**

Date submitted Apr 04, 2025, 07:27 PM

Contribution ID 4724

Name Elizabeth Andrews

Are you giving feedback on behalf of an organisation?

No – these are my own personal views

Would you like to make a verbal submission?

No thanks

Which option do you prefer?

Option 1: keep the existing lower 60kmh speed limit

Tell us your reasons

This area have blind corners on the bends & with that, there is nil clear vision of potential hazards around the bend.

This area caters to repeating heavy volume of traffic in Mornings & Evening Peak Times.

I say keep the 60km, as the talent of drivers is not great on our roads.

I have a class 5 truck licence & this space of road will not delay our transport services or enhance our retail by increasing the speed limit here.

By keeping it at 60kms, it will keep us all safer than what will happen if it gets increased.

**Cobham Drive Speed Limit Reduction Submissions received
17 March - 30 April 2025**

Date submitted Apr 04, 2025, 05:48 PM

Contribution ID 4722

Name Alan Carter

Are you giving feedback on behalf of an organisation?

No – these are my own personal views

Would you like to make a verbal submission?

No thanks

Which option do you prefer?

Option 1: keep the existing lower 60kmh speed limit

Tell us your reasons

Many drivers already exceed the 60 kph limit. If it's restored to 80 then some drivers will drive over that and may not slow to 50 before reaching the roundabout on Tristram Rd.

**Cobham Drive Speed Limit Reduction Submissions received
17 March - 30 April 2025**

Date submitted Apr 04, 2025, 04:55 PM

Contribution ID 4721

Name Patrick Armstrong

Are you giving feedback on behalf of an organisation?

No – these are my own personal views

Would you like to make a verbal submission?

No thanks

Which option do you prefer?

Option 1: keep the existing lower 60kmh speed limit

Tell us your reasons

Potential threat of crashes or worse if higher speeds allowed for a relatively short distance.

By 'worse' I mean out-of-control vehicles leaving the road.

**Cobham Drive Speed Limit Reduction Submissions received
17 March - 30 April 2025**

Date submitted Apr 04, 2025, 04:50 PM

Contribution ID 4720

Name Katie Osborne

Are you giving feedback on behalf of an organisation?

No – these are my own personal views

Would you like to make a verbal submission?

No thanks

Which option do you prefer?

Option 1: keep the existing lower 60kmh speed limit

Tell us your reasons

This road feels safer to drive on since lowering to 60km, especially in wet weather. Before and after school/work rush, people need to drive slower to keep our community safe. Raising this back up to 80km will only result in further crashes and will not keep our tamariki and community safe

**Cobham Drive Speed Limit Reduction Submissions received
17 March - 30 April 2025**

Date submitted Apr 04, 2025, 02:39 PM

Contribution ID 4719

Name Victoria Park

Are you giving feedback on behalf of an organisation?

No – these are my own personal views

Would you like to make a verbal submission?

No thanks

Which option do you prefer?

Option 2: lift the speed limit back up to 80km/h

Tell us your reasons

This stretch has no enter and exit roads. Cars drive over 60km now mostly 80km. The 60km signs appear to be there for show.

**Cobham Drive Speed Limit Reduction Submissions received
17 March - 30 April 2025**

Date submitted Apr 04, 2025, 02:08 PM

Contribution ID 4718

Name Ritchie Williams

Are you giving feedback on behalf of an organisation?

No – these are my own personal views

Would you like to make a verbal submission?

No thanks

Which option do you prefer?

Option 2: lift the speed limit back up to 80km/h

Tell us your reasons

**Cobham Drive Speed Limit Reduction Submissions received
17 March - 30 April 2025**

Date submitted Apr 04, 2025, 01:24 PM

Contribution ID 4716

Name Tom Fox

Are you giving feedback on behalf of an organisation?

No – these are my own personal views

Would you like to make a verbal submission?

No thanks

Which option do you prefer?

Option 1: keep the existing lower 60kmh speed limit

Tell us your reasons

The road is about 500m long... Increasing the speed limit will not save any significant time, but will lead to more car accidents. This is especially true during busy times with hidden queues.

**Cobham Drive Speed Limit Reduction Submissions received
17 March - 30 April 2025**

Date submitted Apr 04, 2025, 12:21 PM

Contribution ID 4714

Name Dave Kerry

Are you giving feedback on behalf of an organisation?

No – these are my own personal views

Would you like to make a verbal submission?

No thanks

Which option do you prefer?

Option 2: lift the speed limit back up to 80km/h

Tell us your reasons

I chose 80 as I don't have enough information to support the lowering.

Which direction were the crashes predominantly in?

Were the crashes on the 'straight' sections of the road or at the intersections?

Is there a problem with visibility due to the large amount of foliage in the middle of the road? Were the crashes due to failing to notice a backlog of stopped traffic in time to respond?

Or were the crashes largely due to changing lanes?

Are drivers distracted by the lovely patch of greenery of the park adjacent to the road?

**Cobham Drive Speed Limit Reduction Submissions received
17 March - 30 April 2025**

Date submitted Apr 04, 2025, 12:16 PM

Contribution ID 4713

Name Rachel

Are you giving feedback on behalf of an organisation?

No – these are my own personal views

Would you like to make a verbal submission?

No thanks

Which option do you prefer?

Option 2: lift the speed limit back up to 80km/h

Tell us your reasons

I think 60ks for the location is unnecessary. I drive this road every single day twice a day during the typical rush hours. Even cops without their lights or sirens on routinely dont go 60ks because it is just so slow for that stretch of road. If the govt wanted to make that stretch safer, educate the foreigners more when it comes to how to merge. The vast majority tend to slow down or stop when trying to merge and it causes cars that shouldn't have to slow down at all that are going straight, to have to slam on their brakes. I have had many near misses with this and watched it happen daily to other drivers. And without being rude - every single time it is a foreign driver. Merging should be done at the same speed as the straight traffic is moving. You should seamlessly slip in amongst the traffic. In conclusion, I would like to see the speed changed back to 80 and it would be nice to see some more education - even the likes of TV advertisements - on merging safely.

**Cobham Drive Speed Limit Reduction Submissions received
17 March - 30 April 2025**

Date submitted Apr 04, 2025, 11:50 AM

Contribution ID 4712

Name Anna and Chris Fairley

Are you giving feedback on behalf of an organisation?

No – these are my own personal views

Would you like to make a verbal submission?

No thanks

Which option do you prefer?

Option 1: keep the existing lower 60kmh speed limit

Tell us your reasons

Keeping speed limits reduced has a proven reduction traffic accidents and is more environmentally favourable. It also keeps the noise level lower.

**Cobham Drive Speed Limit Reduction Submissions received
17 March - 30 April 2025**

Date submitted Apr 04, 2025, 11:04 AM

Contribution ID 4711

Name Gareth

Are you giving feedback on behalf of an organisation?

No – these are my own personal views

Would you like to make a verbal submission?

No thanks

Which option do you prefer?

Option 2: lift the speed limit back up to 80km/h

Tell us your reasons

Common sense

**Cobham Drive Speed Limit Reduction Submissions received
17 March - 30 April 2025**

Date submitted Apr 04, 2025, 09:41 AM

Contribution ID 4710

Name C Wetzels

Are you giving feedback on behalf of an organisation?

No – these are my own personal views

Would you like to make a verbal submission?

No thanks

Which option do you prefer?

Option 2: lift the speed limit back up to 80km/h

Tell us your reasons

Everybody drives 80 km/hr anyway and it used to flow really safely when it was 80 km/hr

**Cobham Drive Speed Limit Reduction Submissions received
17 March - 30 April 2025**

Date submitted Apr 04, 2025, 08:42 AM

Contribution ID 4709

Name Ian

Are you giving feedback on behalf of an organisation?

No – these are my own personal views

Would you like to make a verbal submission?

No thanks

Which option do you prefer?

Option 2: lift the speed limit back up to 80km/h

Tell us your reasons

This road is safe to operate at 80kmph

**Cobham Drive Speed Limit Reduction Submissions received
17 March - 30 April 2025**

Date submitted Apr 04, 2025, 08:40 AM

Contribution ID 4708

Name Max Davies

Are you giving feedback on behalf of an organisation?

No – these are my own personal views

Would you like to make a verbal submission?

No thanks

Which option do you prefer?

Option 2: lift the speed limit back up to 80km/h

Tell us your reasons

Not residential. No driveways. Much more sensible to be 80km/h

**Cobham Drive Speed Limit Reduction Submissions received
17 March - 30 April 2025**

Date submitted Apr 04, 2025, 07:46 AM

Contribution ID 4707

Name john

Are you giving feedback on behalf of an organisation?

No – these are my own personal views

Would you like to make a verbal submission?

No thanks

Which option do you prefer?

Option 2: lift the speed limit back up to 80km/h

Tell us your reasons

there was no problem before

**Cobham Drive Speed Limit Reduction Submissions received
17 March - 30 April 2025**

Date submitted Apr 04, 2025, 07:02 AM

Contribution ID 4706

Name Bruce Godfrey

Are you giving feedback on behalf of an organisation?

No – these are my own personal views

Would you like to make a verbal submission?

No thanks

Which option do you prefer?

Option 2: lift the speed limit back up to 80km/h

Tell us your reasons

most users still travel at 80k regardless

**Cobham Drive Speed Limit Reduction Submissions received
17 March - 30 April 2025**

Date submitted Apr 04, 2025, 03:27 AM

Contribution ID 4705

Name mark

Are you giving feedback on behalf of an organisation?

No – these are my own personal views

Would you like to make a verbal submission?

No thanks

Which option do you prefer?

Option 2: lift the speed limit back up to 80km/h

Tell us your reasons

It is a dual carriage way with no foot pedestrians along that route. Little to NO risk to pedestrians.

**Cobham Drive Speed Limit Reduction Submissions received
17 March - 30 April 2025**

Date submitted Apr 03, 2025, 10:13 PM

Contribution ID 4704

Name Michael Depree

Are you giving feedback on behalf of an organisation?

No – these are my own personal views

Would you like to make a verbal submission?

No thanks

Which option do you prefer?

Option 2: lift the speed limit back up to 80km/h

Tell us your reasons

The gardens has an awesome and accessible underpass I fail to see how and why the speed of 60kph was ever needed in the first place. It just slows down a main route in Hamilton.

**Cobham Drive Speed Limit Reduction Submissions received
17 March - 30 April 2025**

Date submitted Apr 03, 2025, 10:10 PM

Contribution ID 4703

Name Kate Webber

Are you giving feedback on behalf of an organisation?

No – these are my own personal views

Would you like to make a verbal submission?

No thanks

Which option do you prefer?

Option 1: keep the existing lower 60kmh speed limit

Tell us your reasons

I think the speed limit should stay at 60 because it is a windy road with poor visibility around the corners.
I would feel unsafe if the speed limit increases to 80.

**Cobham Drive Speed Limit Reduction Submissions received
17 March - 30 April 2025**

Date submitted Apr 03, 2025, 07:31 PM

Contribution ID 4702

Name karleen

Are you giving feedback on behalf of an organisation?

No – these are my own personal views

Would you like to make a verbal submission?

No thanks

Which option do you prefer?

Option 2: lift the speed limit back up to 80km/h

Tell us your reasons

everyone goes that speed and there is no side roads or pedestrians. Limited hazards on this stretch of road.

**Cobham Drive Speed Limit Reduction Submissions received
17 March - 30 April 2025**

Date submitted Apr 03, 2025, 07:01 PM

Contribution ID 4701

Name Bob

Are you giving feedback on behalf of an organisation?

No – these are my own personal views

Would you like to make a verbal submission?

No thanks

Which option do you prefer?

Option 2: lift the speed limit back up to 80km/h

Tell us your reasons

low use by anything other than cars. therefore it makes little sense to have a lower limit. the road is safe and built to 80kmp/h standards

**Cobham Drive Speed Limit Reduction Submissions received
17 March - 30 April 2025**

Date submitted Apr 03, 2025, 06:34 PM

Contribution ID 4700

Name Bobbie Sumner

Are you giving feedback on behalf of an organisation?

No – these are my own personal views

Would you like to make a verbal submission?

No thanks

Which option do you prefer?

Option 1: keep the existing lower 60kmh speed limit

Tell us your reasons

Due to the fact that it's costing another 20k to change and that there has been a reduction of accidents by 70% then leave as is

**Cobham Drive Speed Limit Reduction Submissions received
17 March - 30 April 2025**

Date submitted Apr 03, 2025, 05:05 PM

Contribution ID 4697

Name Neville Miller

Are you giving feedback on behalf of an organisation?

No – these are my own personal views

Would you like to make a verbal submission?

No thanks

Which option do you prefer?

Option 2: lift the speed limit back up to 80km/h

Tell us your reasons

Traffic flow is much better

**Cobham Drive Speed Limit Reduction Submissions received
17 March - 30 April 2025**

Date submitted Apr 03, 2025, 04:55 PM

Contribution ID 4696

Name Nicola Timmo

Are you giving feedback on behalf of an organisation?

No – these are my own personal views

Would you like to make a verbal submission?

No thanks

Which option do you prefer?

Option 2: lift the speed limit back up to 80km/h

Tell us your reasons

2 lanes both directions with solid median barrier.

**Cobham Drive Speed Limit Reduction Submissions received
17 March - 30 April 2025**

Date submitted Apr 03, 2025, 04:52 PM

Contribution ID 4695

Name Kathryn Taylor

Are you giving feedback on behalf of an organisation?

No – these are my own personal views

Would you like to make a verbal submission?

No thanks

Which option do you prefer?

Option 1: keep the existing lower 60kmh speed limit

Tell us your reasons

I think the lower speed limit is safer given that Lorne Street to Howell Ave isn't changing. It's such a short piece of road to go at 80.

The road has bends that make it challenging to go faster through and it is very close to a roundabout that can get congested. Also the road does tend to flood in heavy rain. It is also better going past the traffic lights when it goes to one lane over the bridge.

I do think the speed limit should be enforced better though because I constantly get passed by drivers who ignore the current speed limit.

**Cobham Drive Speed Limit Reduction Submissions received
17 March - 30 April 2025**

Date submitted Apr 03, 2025, 04:50 PM

Contribution ID 4694

Name Dick

Are you giving feedback on behalf of an organisation?

Yes - I am the official spokesperson for: Pill popper 3000 inc

Would you like to make a verbal submission?

No thanks

Which option do you prefer?

Option 2: lift the speed limit back up to 80km/h

Tell us your reasons

I think 7 is a cool number

**Cobham Drive Speed Limit Reduction Submissions received
17 March - 30 April 2025**

Date submitted Apr 03, 2025, 04:49 PM

Contribution ID 4693

Name Mason Bowker

Are you giving feedback on behalf of an organisation?

No – these are my own personal views

Would you like to make a verbal submission?

No thanks

Which option do you prefer?

Option 2: lift the speed limit back up to 80km/h

Tell us your reasons

Very safe road, shouldn't be 60 at all. Way too slow.

**Cobham Drive Speed Limit Reduction Submissions received
17 March - 30 April 2025**

Date submitted Apr 03, 2025, 04:41 PM

Contribution ID 4692

Name Leroy Smith

Are you giving feedback on behalf of an organisation?

No – these are my own personal views

Would you like to make a verbal submission?

No thanks

Which option do you prefer?

Option 2: lift the speed limit back up to 80km/h

Tell us your reasons

The limit is the limit... Not the recommended speed. Let drivers decide what speed is safe; since they are the one in the car at the time they would make the best decision

**Cobham Drive Speed Limit Reduction Submissions received
17 March - 30 April 2025**

Date submitted Apr 03, 2025, 04:36 PM

Contribution ID 4691

Name Paras Gajjar

Are you giving feedback on behalf of an organisation?

No – these are my own personal views

Would you like to make a verbal submission?

No thanks

Which option do you prefer?

Option 2: lift the speed limit back up to 80km/h

Tell us your reasons

Lately with all new safety improvements on roads and freshly done rehabilitation of all asphalt roads, it seems alright to get the speed limit back to 80kmph.

**Cobham Drive Speed Limit Reduction Submissions received
17 March - 30 April 2025**

Date submitted Apr 03, 2025, 04:32 PM

Contribution ID 4690

Name Olivia La Roche

Are you giving feedback on behalf of an organisation?

No – these are my own personal views

Would you like to make a verbal submission?

No thanks

Which option do you prefer?

Option 2: lift the speed limit back up to 80km/h

Tell us your reasons

No reason to have it at 60km, crashes happen because people don't pay attention, not because of the speed limit.

**Cobham Drive Speed Limit Reduction Submissions received
17 March - 30 April 2025**

Date submitted Apr 03, 2025, 04:26 PM

Contribution ID 4688

Name Lei Clarke

Are you giving feedback on behalf of an organisation?

No – these are my own personal views

Would you like to make a verbal submission?

No thanks

Which option do you prefer?

Option 2: lift the speed limit back up to 80km/h

Tell us your reasons

The road is a main route for getting to work, school, city centre etc. lowering the speed limit increases traffic and reduces efficiency. The road is capable of handling 80 km/h traffic.

**Cobham Drive Speed Limit Reduction Submissions received
17 March - 30 April 2025**

Date submitted Apr 03, 2025, 04:23 PM

Contribution ID 4687

Name Trev Margolin

Are you giving feedback on behalf of an organisation?

No – these are my own personal views

Would you like to make a verbal submission?

No thanks

Which option do you prefer?

Option 2: lift the speed limit back up to 80km/h

Tell us your reasons

No one presently follows the 60 km limit. To say that the existing average speed is currently 62 is nothing but a JOKE!! If you did that speed almost EVERYONE would overtake you!! (Unless it was rush hour when everyone is going about 30!!) .

Hamiltonians have already decided they don't want the lower speed limit. I suggest you either 1) Actually ENFORCE the 60 km speed limit or
2) raise it back.

Note well: Council voting to reduce speed limits without any enforcement is as useful as councillors passing a motion that all Hamiltonians, from this day forth, will henceforth be prosperous and happy. May make you guys feel good and feel that you have "done something" but has no PRACTICAL use!!

**Cobham Drive Speed Limit Reduction Submissions received
17 March - 30 April 2025**

Date submitted Apr 03, 2025, 04:20 PM

Contribution ID 4686

Name Brodie FitzGeorge

Are you giving feedback on behalf of an organisation?

No – these are my own personal views

Would you like to make a verbal submission?

No thanks

Which option do you prefer?

Option 2: lift the speed limit back up to 80km/h

Tell us your reasons

**Cobham Drive Speed Limit Reduction Submissions received
17 March - 30 April 2025**

Date submitted Apr 03, 2025, 03:24 PM

Contribution ID 4684

Name Mark Hawes

Are you giving feedback on behalf of an organisation?

No – these are my own personal views

Would you like to make a verbal submission?

No thanks

Which option do you prefer?

Option 2: lift the speed limit back up to 80km/h

Tell us your reasons

Most people travel at close to this speed anyway.

However, the 80km should not start until after Gray St.

**Cobham Drive Speed Limit Reduction Submissions received
17 March - 30 April 2025**

Date submitted Apr 03, 2025, 03:20 PM

Contribution ID 4683

Name Shardell quinn

Are you giving feedback on behalf of an organisation?

No – these are my own personal views

Would you like to make a verbal submission?

No thanks

Which option do you prefer?

Option 2: lift the speed limit back up to 80km/h

Tell us your reasons

Feels safe enough to bed 80

**Cobham Drive Speed Limit Reduction Submissions received
17 March - 30 April 2025**

Date submitted Apr 03, 2025, 03:18 PM

Contribution ID 4682

Name Jathin Ramdas

Are you giving feedback on behalf of an organisation?

No – these are my own personal views

Would you like to make a verbal submission?

No thanks

Which option do you prefer?

Option 2: lift the speed limit back up to 80km/h

Tell us your reasons

Save time.

**Cobham Drive Speed Limit Reduction Submissions received
17 March - 30 April 2025**

Date submitted Apr 03, 2025, 02:45 PM

Contribution ID 4681

Name Khureshi Abram

Are you giving feedback on behalf of an organisation?

No – these are my own personal views

Would you like to make a verbal submission?

No thanks

Which option do you prefer?

Option 2: lift the speed limit back up to 80km/h

Tell us your reasons

Double lanes gives enough capacity for the Vehicles to do 80 Km/hr

**Cobham Drive Speed Limit Reduction Submissions received
17 March - 30 April 2025**

Date submitted Apr 03, 2025, 02:26 PM

Contribution ID 4680

Name Phil Dabrowski

Are you giving feedback on behalf of an organisation?

No – these are my own personal views

Would you like to make a verbal submission?

No thanks

Which option do you prefer?

Option 2: lift the speed limit back up to 80km/h

Tell us your reasons

I strongly support returning the limit to 80km/h as it has been for many years before recently.

**Cobham Drive Speed Limit Reduction Submissions received
17 March - 30 April 2025**

Date submitted Apr 03, 2025, 01:58 PM

Contribution ID 4679

Name Steve

Are you giving feedback on behalf of an organisation?

No – these are my own personal views

Would you like to make a verbal submission?

No thanks

Which option do you prefer?

Option 2: lift the speed limit back up to 80km/h

Tell us your reasons

It was 80 before and most people continue to drive over 60 anyway.

**Cobham Drive Speed Limit Reduction Submissions received
17 March - 30 April 2025**

Date submitted Apr 03, 2025, 01:31 PM

Contribution ID 4678

Name Mahendra Singh Kumble

Are you giving feedback on behalf of an organisation?

No – these are my own personal views

Would you like to make a verbal submission?

No thanks

Which option do you prefer?

Option 2: lift the speed limit back up to 80km/h

Tell us your reasons

The road condition is suitable for 80Km/Hr

**Cobham Drive Speed Limit Reduction Submissions received
17 March - 30 April 2025**

Date submitted Apr 03, 2025, 01:19 PM

Contribution ID 4677

Name Mark

Are you giving feedback on behalf of an organisation?

No – these are my own personal views

Would you like to make a verbal submission?

No thanks

Which option do you prefer?

Option 2: lift the speed limit back up to 80km/h

Tell us your reasons

Maybe 80km per hour but the LED signs that change to 60 during peak traffic times?

**Cobham Drive Speed Limit Reduction Submissions received
17 March - 30 April 2025**

Date submitted Apr 03, 2025, 01:13 PM

Contribution ID 4676

Name K Young

Are you giving feedback on behalf of an organisation?

No – these are my own personal views

Would you like to make a verbal submission?

No thanks

Which option do you prefer?

Tell us your reasons

People are still driving faster than 60kms along that stretch of road so why not split the difference and make it 70kms along there?

**Cobham Drive Speed Limit Reduction Submissions received
17 March - 30 April 2025**

Date submitted Apr 03, 2025, 01:01 PM

Contribution ID 4675

Name Steve

Are you giving feedback on behalf of an organisation?

No – these are my own personal views

Would you like to make a verbal submission?

No thanks

Which option do you prefer?

Option 2: lift the speed limit back up to 80km/h

Tell us your reasons

**Cobham Drive Speed Limit Reduction Submissions received
17 March - 30 April 2025**

Date submitted Apr 03, 2025, 11:07 AM

Contribution ID 4671

Name Sam Christiansen

Are you giving feedback on behalf of an organisation?

No – these are my own personal views

Would you like to make a verbal submission?

No thanks

Which option do you prefer?

Option 2: lift the speed limit back up to 80km/h

Tell us your reasons

Majority of car users travelling at 70-80km/h anyway. There is only one on-ramp on the southbound side, no intersections, no access ways, footpaths are not near the road and 80kmh seems like it would still be an appropriate speed limit.

**Cobham Drive Speed Limit Reduction Submissions received
17 March - 30 April 2025**

Date submitted Apr 03, 2025, 10:49 AM

Contribution ID 4670

Name Michaela Vincent

Are you giving feedback on behalf of an organisation?

No – these are my own personal views

Would you like to make a verbal submission?

No thanks

Which option do you prefer?

Option 1: keep the existing lower 60kmh speed limit

Tell us your reasons

There are often queues on this area so I think it is safer at the lower speed limit

**Cobham Drive Speed Limit Reduction Submissions received
17 March - 30 April 2025**

Date submitted Apr 03, 2025, 10:41 AM

Contribution ID 4669

Name DAVID

Are you giving feedback on behalf of an organisation?

No – these are my own personal views

Would you like to make a verbal submission?

No thanks

Which option do you prefer?

Option 2: lift the speed limit back up to 80km/h

Tell us your reasons

It's 4 lanes and mostly straight ahead. The slow 60kms feels too slow and catches alot of people accidentally speeding because it's 4 lanes. The slow drivers still go slower than 60. Your causing so much frustration on the roads.

Stop dumbing down the road and tech people to be better drivers.

**Cobham Drive Speed Limit Reduction Submissions received
17 March - 30 April 2025**

Date submitted Apr 03, 2025, 09:42 AM

Contribution ID 4668

Name Johnson Philip

Are you giving feedback on behalf of an organisation?

No – these are my own personal views

Would you like to make a verbal submission?

No thanks

Which option do you prefer?

Option 2: lift the speed limit back up to 80km/h

Tell us your reasons

**Cobham Drive Speed Limit Reduction Submissions received
17 March - 30 April 2025**

Date submitted Apr 03, 2025, 08:37 AM

Contribution ID 4667

Name Warrick Rowland

Are you giving feedback on behalf of an organisation?

No – these are my own personal views

Would you like to make a verbal submission?

No thanks

Which option do you prefer?

Option 1: keep the existing lower 60kmh speed limit

Tell us your reasons

If it's going to stay 60km I'll do 65km. If it changes to 90km I'll be doing 90km....

**Cobham Drive Speed Limit Reduction Submissions received
17 March - 30 April 2025**

Date submitted Apr 03, 2025, 08:22 AM

Contribution ID 4666

Name Anna-Leigh

Are you giving feedback on behalf of an organisation?

No – these are my own personal views

Would you like to make a verbal submission?

No thanks

Which option do you prefer?

Option 1: keep the existing lower 60kmh speed limit

Tell us your reasons

There's often a queue around the blind corner that backs up to the lights - would be way more likely to have crashes

**Cobham Drive Speed Limit Reduction Submissions received
17 March - 30 April 2025**

Date submitted Apr 03, 2025, 07:52 AM

Contribution ID 4664

Name Ricky

Are you giving feedback on behalf of an organisation?

No – these are my own personal views

Would you like to make a verbal submission?

No thanks

Which option do you prefer?

Option 2: lift the speed limit back up to 80km/h

Tell us your reasons

The reduction was unnecessary in the first place.

Most people travel at 80km/h along Cobham out of protest anyway. Very rarely does anyone do anything close to 60km/h.

The government have ordered the limits to go back up, and council should do as it's told.

Cobham Drive Speed Limit Reduction Submissions received 17 March - 30 April 2025

Date submitted Apr 03, 2025, 07:37 AM

Contribution ID 4663

Name Jaime Flavell

Are you giving feedback on behalf of an organisation?

No – these are my own personal views

Would you like to make a verbal submission?

No thanks

Which option do you prefer?

Option 2: lift the speed limit back up to 80km/h

Tell us your reasons

While the stated goal of maintaining the 60 km/h speed limit on Cobham Drive is safety, there are arguments to be made against this approach, particularly concerning the effectiveness and broader implications of widespread speed limit reductions. It's important to critically examine whether such reductions are the most effective or efficient way to achieve safer roads.

One key argument against retaining the 60 km/h limit is that not all speed limit reductions demonstrably lead to significant and sustained improvements in safety, and sometimes they can have unintended negative consequences. While the provided text mentions a 70% decrease in crashes since the 2023 reduction, it's crucial to consider the following:

Correlation vs. Causation: A decrease in crashes after a speed limit reduction doesn't automatically prove the reduction caused the decrease. Other factors could be at play, such as increased driver awareness due to the change itself (a temporary effect), changes in traffic volume, or random statistical fluctuations, especially over a relatively short timeframe. A longer-term analysis is needed to establish a clear causal link.

Severity vs. Frequency: The data mentions a decrease in the number of crashes. It doesn't specify if the severity of crashes has also decreased. It's possible that minor incidents have reduced, but the potential for serious injury crashes remains similar.

Wider Network Effects: Focusing on reducing speed limits on specific sections of road might shift safety issues to other areas of the network where speeds remain higher or where drivers become frustrated by inconsistent speed limits.

Furthermore, there is evidence suggesting that simply lowering speed limits without addressing underlying road design, driver behavior, and enforcement can have limited long-term impact.

A comprehensive review of speed management strategies by Elvik et al. (2004) in the journal *Accident Analysis & Prevention* found that while area-wide 20 km/h speed limits in urban areas showed safety benefits, the effects of isolated speed limit reductions on main roads were less consistent and often smaller than expected. The effectiveness depended heavily on compliance and enforcement.

A report by the Australian Transport Safety Bureau (ATSB) in 2018, "Speed limits and crash risk," noted that while excessive speed is a factor in many crashes, simply lowering the posted limit may not always be effective if drivers do not perceive the lower limit as appropriate for the road environment or if enforcement is lacking. The report emphasizes the importance of aligning speed limits with the road's function and design.

Research in various countries has indicated that drivers often choose their speeds based on their perception of safety and the road environment, and may not strictly adhere to posted limits, especially if

those limits seem artificially low. This can lead to increased frustration and potentially dangerous overtaking maneuvers.

In the specific context of Cobham Drive:

Road Design and Function: The proposal notes that Cobham Drive is a busy road connecting the central city and Hamilton south, serving as a key arterial route. If the road is designed to safely accommodate higher speeds (e.g., with multiple lanes, good visibility, and controlled intersections), an artificially low speed limit might feel incongruous to drivers, leading to lower compliance and potentially more erratic driving behavior.

Efficiency and Congestion: Maintaining a 60 km/h limit on a major arterial route carrying 23,000 vehicles daily could contribute to increased travel times and congestion, potentially leading to driver frustration and a search for alternative, possibly less safe, routes.

While safety is paramount, a more holistic approach to road safety might involve:

Investing in infrastructure improvements: This could include measures like intersection upgrades, pedestrian crossings, and separation of vulnerable road users.

Targeted enforcement: Focusing on high-risk behaviors rather than solely on exceeding the posted limit by small margins.

Public education campaigns: Aiming to improve driver awareness and promote safer driving habits.

Thorough investigation of crash data: Understanding the specific factors contributing to crashes on this section of road, rather than solely attributing the reduction to the speed limit change.

In conclusion, while the short-term crash data since the 2023 reduction on Cobham Drive is presented as a strong justification, a more critical perspective suggests that relying solely on maintaining this reduced speed limit might not be the most effective long-term strategy for safety. Evidence from other studies indicates that the effectiveness of speed limit reductions is variable and depends on numerous factors beyond just the posted number. A comprehensive approach that considers road design, driver behavior, enforcement, and the overall function of the road network may be more effective in achieving sustained safety improvements.

References:

Elvik, R., Christensen, O., & Amundsen, A. H. (2004). Speed and road accidents: An updated meta-analysis. *Accident Analysis & Prevention*, 36(1), 1-15.

Australian Transport Safety Bureau (ATSB). (2018). Speed limits and crash risk (Research report No. 157). Canberra, ACT: ATSB.

Cobham Drive Speed Limit Reduction Submissions received 17 March - 30 April 2025

Date submitted Apr 03, 2025, 07:31 AM

Contribution ID 4662

Name Joseph Price

Are you giving feedback on behalf of an organisation?

No – these are my own personal views

Would you like to make a verbal submission?

No thanks

Which option do you prefer?

Option 2: lift the speed limit back up to 80km/h

Tell us your reasons

While the stated goal of maintaining the 60 km/h speed limit on Cobham Drive is safety, there are arguments to be made against this approach, particularly concerning the effectiveness and broader implications of widespread speed limit reductions. It's important to critically examine whether such reductions are the most effective or efficient way to achieve safer roads.

One key argument against retaining the 60 km/h limit is that not all speed limit reductions demonstrably lead to significant and sustained improvements in safety, and sometimes they can have unintended negative consequences. While the provided text mentions a 70% decrease in crashes since the 2023 reduction, it's crucial to consider the following:

Correlation vs. Causation: A decrease in crashes after a speed limit reduction doesn't automatically prove the reduction caused the decrease. Other factors could be at play, such as increased driver awareness due to the change itself (a temporary effect), changes in traffic volume, or random statistical fluctuations, especially over a relatively short timeframe. A longer-term analysis is needed to establish a clear causal link.

Severity vs. Frequency: The data mentions a decrease in the number of crashes. It doesn't specify if the severity of crashes has also decreased. It's possible that minor incidents have reduced, but the potential for serious injury crashes remains similar.

Wider Network Effects: Focusing on reducing speed limits on specific sections of road might shift safety issues to other areas of the network where speeds remain higher or where drivers become frustrated by inconsistent speed limits.

Furthermore, there is evidence suggesting that simply lowering speed limits without addressing underlying road design, driver behavior, and enforcement can have limited long-term impact.

A comprehensive review of speed management strategies by Elvik et al. (2004) in the journal *Accident Analysis & Prevention* found that while area-wide 20 km/h speed limits in urban areas showed safety benefits, the effects of isolated speed limit reductions on main roads were less consistent and often smaller than expected. The effectiveness depended heavily on compliance and enforcement.

A report by the Australian Transport Safety Bureau (ATSB) in 2018, "Speed limits and crash risk," noted that while excessive speed is a factor in many crashes, simply lowering the posted limit may not always be effective if drivers do not perceive the lower limit as appropriate for the road environment or if enforcement is lacking. The report emphasizes the importance of aligning speed limits with the road's function and design.

Research in various countries has indicated that drivers often choose their speeds based on their perception of safety and the road environment, and may not strictly adhere to posted limits, especially if

those limits seem artificially low. This can lead to increased frustration and potentially dangerous overtaking maneuvers.

In the specific context of Cobham Drive:

Road Design and Function: The proposal notes that Cobham Drive is a busy road connecting the central city and Hamilton south, serving as a key arterial route. If the road is designed to safely accommodate higher speeds (e.g., with multiple lanes, good visibility, and controlled intersections), an artificially low speed limit might feel incongruous to drivers, leading to lower compliance and potentially more erratic driving behavior.

Efficiency and Congestion: Maintaining a 60 km/h limit on a major arterial route carrying 23,000 vehicles daily could contribute to increased travel times and congestion, potentially leading to driver frustration and a search for alternative, possibly less safe, routes.

While safety is paramount, a more holistic approach to road safety might involve:

Investing in infrastructure improvements: This could include measures like intersection upgrades, pedestrian crossings, and separation of vulnerable road users.

Targeted enforcement: Focusing on high-risk behaviors rather than solely on exceeding the posted limit by small margins.

Public education campaigns: Aiming to improve driver awareness and promote safer driving habits.

Thorough investigation of crash data: Understanding the specific factors contributing to crashes on this section of road, rather than solely attributing the reduction to the speed limit change.

In conclusion, while the short-term crash data since the 2023 reduction on Cobham Drive is presented as a strong justification, a more critical perspective suggests that relying solely on maintaining this reduced speed limit might not be the most effective long-term strategy for safety. Evidence from other studies indicates that the effectiveness of speed limit reductions is variable and depends on numerous factors beyond just the posted number. A comprehensive approach that considers road design, driver behavior, enforcement, and the overall function of the road network may be more effective in achieving sustained safety improvements.

References:

Elvik, R., Christensen, O., & Amundsen, A. H. (2004). Speed and road accidents: An updated meta-analysis. *Accident Analysis & Prevention*, 36(1), 1-15.

Australian Transport Safety Bureau (ATSB). (2018). Speed limits and crash risk (Research report No. 157). Canberra, ACT: ATSB.

Cobham Drive Speed Limit Reduction Submissions received 17 March - 30 April 2025

Date submitted Apr 03, 2025, 07:30 AM

Contribution ID 4661

Name Dylan

Are you giving feedback on behalf of an organisation?

No – these are my own personal views

Would you like to make a verbal submission?

No thanks

Which option do you prefer?

Option 2: lift the speed limit back up to 80km/h

Tell us your reasons

While the stated goal of maintaining the 60 km/h speed limit on Cobham Drive is safety, there are arguments to be made against this approach, particularly concerning the effectiveness and broader implications of widespread speed limit reductions. It's important to critically examine whether such reductions are the most effective or efficient way to achieve safer roads.

One key argument against retaining the 60 km/h limit is that not all speed limit reductions demonstrably lead to significant and sustained improvements in safety, and sometimes they can have unintended negative consequences. While the provided text mentions a 70% decrease in crashes since the 2023 reduction, it's crucial to consider the following:

Correlation vs. Causation: A decrease in crashes after a speed limit reduction doesn't automatically prove the reduction caused the decrease. Other factors could be at play, such as increased driver awareness due to the change itself (a temporary effect), changes in traffic volume, or random statistical fluctuations, especially over a relatively short timeframe. A longer-term analysis is needed to establish a clear causal link.

Severity vs. Frequency: The data mentions a decrease in the number of crashes. It doesn't specify if the severity of crashes has also decreased. It's possible that minor incidents have reduced, but the potential for serious injury crashes remains similar.

Wider Network Effects: Focusing on reducing speed limits on specific sections of road might shift safety issues to other areas of the network where speeds remain higher or where drivers become frustrated by inconsistent speed limits.

Furthermore, there is evidence suggesting that simply lowering speed limits without addressing underlying road design, driver behavior, and enforcement can have limited long-term impact.

A comprehensive review of speed management strategies by Elvik et al. (2004) in the journal *Accident Analysis & Prevention* found that while area-wide 20 km/h speed limits in urban areas showed safety benefits, the effects of isolated speed limit reductions on main roads were less consistent and often smaller than expected. The effectiveness depended heavily on compliance and enforcement.

A report by the Australian Transport Safety Bureau (ATSB) in 2018, "Speed limits and crash risk," noted that while excessive speed is a factor in many crashes, simply lowering the posted limit may not always be effective if drivers do not perceive the lower limit as appropriate for the road environment or if enforcement is lacking. The report emphasizes the importance of aligning speed limits with the road's function and design.

Research in various countries has indicated that drivers often choose their speeds based on their perception of safety and the road environment, and may not strictly adhere to posted limits, especially if

those limits seem artificially low. This can lead to increased frustration and potentially dangerous overtaking maneuvers.

In the specific context of Cobham Drive:

Road Design and Function: The proposal notes that Cobham Drive is a busy road connecting the central city and Hamilton south, serving as a key arterial route. If the road is designed to safely accommodate higher speeds (e.g., with multiple lanes, good visibility, and controlled intersections), an artificially low speed limit might feel incongruous to drivers, leading to lower compliance and potentially more erratic driving behavior.

Efficiency and Congestion: Maintaining a 60 km/h limit on a major arterial route carrying 23,000 vehicles daily could contribute to increased travel times and congestion, potentially leading to driver frustration and a search for alternative, possibly less safe, routes.

While safety is paramount, a more holistic approach to road safety might involve:

Investing in infrastructure improvements: This could include measures like intersection upgrades, pedestrian crossings, and separation of vulnerable road users.

Targeted enforcement: Focusing on high-risk behaviors rather than solely on exceeding the posted limit by small margins.

Public education campaigns: Aiming to improve driver awareness and promote safer driving habits.

Thorough investigation of crash data: Understanding the specific factors contributing to crashes on this section of road, rather than solely attributing the reduction to the speed limit change.

In conclusion, while the short-term crash data since the 2023 reduction on Cobham Drive is presented as a strong justification, a more critical perspective suggests that relying solely on maintaining this reduced speed limit might not be the most effective long-term strategy for safety. Evidence from other studies indicates that the effectiveness of speed limit reductions is variable and depends on numerous factors beyond just the posted number. A comprehensive approach that considers road design, driver behavior, enforcement, and the overall function of the road network may be more effective in achieving sustained safety improvements.

Cobham Drive Speed Limit Reduction Submissions received 17 March - 30 April 2025

Date submitted Apr 03, 2025, 07:17 AM

Contribution ID 4660

Name James Flavell

Are you giving feedback on behalf of an organisation?

No – these are my own personal views

Would you like to make a verbal submission?

No thanks

Which option do you prefer?

Option 2: lift the speed limit back up to 80km/h

Tell us your reasons

While the stated goal of maintaining the 60 km/h speed limit on Cobham Drive is safety, there are arguments to be made against this approach, particularly concerning the effectiveness and broader implications of widespread speed limit reductions. It's important to critically examine whether such reductions are the most effective or efficient way to achieve safer roads.

One key argument against retaining the 60 km/h limit is that not all speed limit reductions demonstrably lead to significant and sustained improvements in safety, and sometimes they can have unintended negative consequences. While the provided text mentions a 70% decrease in crashes since the 2023 reduction, it's crucial to consider the following:

Correlation vs. Causation: A decrease in crashes after a speed limit reduction doesn't automatically prove the reduction caused the decrease. Other factors could be at play, such as increased driver awareness due to the change itself (a temporary effect), changes in traffic volume, or random statistical fluctuations, especially over a relatively short timeframe. A longer-term analysis is needed to establish a clear causal link.

Severity vs. Frequency: The data mentions a decrease in the number of crashes. It doesn't specify if the severity of crashes has also decreased. It's possible that minor incidents have reduced, but the potential for serious injury crashes remains similar.

Wider Network Effects: Focusing on reducing speed limits on specific sections of road might shift safety issues to other areas of the network where speeds remain higher or where drivers become frustrated by inconsistent speed limits.

Furthermore, there is evidence suggesting that simply lowering speed limits without addressing underlying road design, driver behavior, and enforcement can have limited long-term impact.

A comprehensive review of speed management strategies by Elvik et al. (2004) in the journal *Accident Analysis & Prevention* found that while area-wide 20 km/h speed limits in urban areas showed safety benefits, the effects of isolated speed limit reductions on main roads were less consistent and often smaller than expected. The effectiveness depended heavily on compliance and enforcement.

A report by the Australian Transport Safety Bureau (ATSB) in 2018, "Speed limits and crash risk," noted that while excessive speed is a factor in many crashes, simply lowering the posted limit may not always be effective if drivers do not perceive the lower limit as appropriate for the road environment or if enforcement is lacking. The report emphasizes the importance of aligning speed limits with the road's function and design.

Research in various countries has indicated that drivers often choose their speeds based on their perception of safety and the road environment, and may not strictly adhere to posted limits, especially if

those limits seem artificially low. This can lead to increased frustration and potentially dangerous overtaking maneuvers.

In the specific context of Cobham Drive:

Road Design and Function: The proposal notes that Cobham Drive is a busy road connecting the central city and Hamilton south, serving as a key arterial route. If the road is designed to safely accommodate higher speeds (e.g., with multiple lanes, good visibility, and controlled intersections), an artificially low speed limit might feel incongruous to drivers, leading to lower compliance and potentially more erratic driving behavior.

Efficiency and Congestion: Maintaining a 60 km/h limit on a major arterial route carrying 23,000 vehicles daily could contribute to increased travel times and congestion, potentially leading to driver frustration and a search for alternative, possibly less safe, routes.

While safety is paramount, a more holistic approach to road safety might involve:

Investing in infrastructure improvements: This could include measures like intersection upgrades, pedestrian crossings, and separation of vulnerable road users.

Targeted enforcement: Focusing on high-risk behaviors rather than solely on exceeding the posted limit by small margins.

Public education campaigns: Aiming to improve driver awareness and promote safer driving habits.

Thorough investigation of crash data: Understanding the specific factors contributing to crashes on this section of road, rather than solely attributing the reduction to the speed limit change.

In conclusion, while the short-term crash data since the 2023 reduction on Cobham Drive is presented as a strong justification, a more critical perspective suggests that relying solely on maintaining this reduced speed limit might not be the most effective long-term strategy for safety. Evidence from other studies indicates that the effectiveness of speed limit reductions is variable and depends on numerous factors beyond just the posted number. A comprehensive approach that considers road design, driver behavior, enforcement, and the overall function of the road network may be more effective in achieving sustained safety improvements.

References:

Elvik, R., Christensen, O., & Amundsen, A. H. (2004). Speed and road accidents: An updated meta-analysis. *Accident Analysis & Prevention*, 36(1), 1-15.

Australian Transport Safety Bureau (ATSB). (2018). Speed limits and crash risk (Research report No. 157). Canberra, ACT: ATSB.

**Cobham Drive Speed Limit Reduction Submissions received
17 March - 30 April 2025**

Date submitted Apr 03, 2025, 07:12 AM

Contribution ID 4659

Name Cai

Are you giving feedback on behalf of an organisation?

No – these are my own personal views

Would you like to make a verbal submission?

No thanks

Which option do you prefer?

Option 1: keep the existing lower 60kmh speed limit

Tell us your reasons

Traffic in Hamilton is typically heavy and congested during peak hours. Additionally, vehicles turning left from Normandy Avenue onto Cobham Drive often face difficulty merging with faster-moving traffic on Cobham Drive.

**Cobham Drive Speed Limit Reduction Submissions received
17 March - 30 April 2025**

Date submitted Apr 03, 2025, 06:42 AM

Contribution ID 4658

Name Grace

Are you giving feedback on behalf of an organisation?

No – these are my own personal views

Would you like to make a verbal submission?

No thanks

Which option do you prefer?

Option 2: lift the speed limit back up to 80km/h

Tell us your reasons

Cobham Drive is a four lane road with no pedestrians crossing the road.

**Cobham Drive Speed Limit Reduction Submissions received
17 March - 30 April 2025**

Date submitted Apr 03, 2025, 06:34 AM

Contribution ID 4657

Name Anita Roberts

Are you giving feedback on behalf of an organisation?

No – these are my own personal views

Would you like to make a verbal submission?

No thanks

Which option do you prefer?

Option 1: keep the existing lower 60kmh speed limit

Tell us your reasons

**Cobham Drive Speed Limit Reduction Submissions received
17 March - 30 April 2025**

Date submitted Apr 03, 2025, 05:41 AM

Contribution ID 4656

Name Amy Andrew

Are you giving feedback on behalf of an organisation?

No – these are my own personal views

Would you like to make a verbal submission?

No thanks

Which option do you prefer?

Option 2: lift the speed limit back up to 80km/h

Tell us your reasons

60km is too slow for this road along with other roads that have been reduced to 60km like kahikatea and the Avalon extension. It's painful driving on these essentially express ways not expressly

**Cobham Drive Speed Limit Reduction Submissions received
17 March - 30 April 2025**

Date submitted Apr 03, 2025, 02:17 AM

Contribution ID 4654

Name Anne

Are you giving feedback on behalf of an organisation?

No – these are my own personal views

Would you like to make a verbal submission?

No thanks

Which option do you prefer?

Option 2: lift the speed limit back up to 80km/h

Tell us your reasons

It was 80kph for years with no problems!

**Cobham Drive Speed Limit Reduction Submissions received
17 March - 30 April 2025**

Date submitted Apr 02, 2025, 11:15 PM

Contribution ID 4653

Name Cara Davey

Are you giving feedback on behalf of an organisation?

No – these are my own personal views

Would you like to make a verbal submission?

No thanks

Which option do you prefer?

Option 1: keep the existing lower 60kmh speed limit

Tell us your reasons

60 is plenty fast enough for this city centre road with the PaknSave roundabout at one end and blind corners.

**Cobham Drive Speed Limit Reduction Submissions received
17 March - 30 April 2025**

Date submitted Apr 02, 2025, 10:18 PM

Contribution ID 4652

Name Paris Campbell

Are you giving feedback on behalf of an organisation?

No – these are my own personal views

Would you like to make a verbal submission?

No thanks

Which option do you prefer?

Option 2: lift the speed limit back up to 80km/h

Tell us your reasons

60kmh is too slow

**Cobham Drive Speed Limit Reduction Submissions received
17 March - 30 April 2025**

Date submitted Apr 02, 2025, 10:05 PM

Contribution ID 4651

Name Warrick powrie

Are you giving feedback on behalf of an organisation?

No – these are my own personal views

Would you like to make a verbal submission?

No thanks

Which option do you prefer?

Option 2: lift the speed limit back up to 80km/h

Tell us your reasons

It is a main thoroughfare into the city.

It has previously been 80km until it was reduced. I believe it should not have been lowered previously and was a way for government to gain revenue.

**Cobham Drive Speed Limit Reduction Submissions received
17 March - 30 April 2025**

Date submitted Apr 02, 2025, 09:56 PM

Contribution ID 4650

Name Warrick Powrie

Are you giving feedback on behalf of an organisation?

No – these are my own personal views

Would you like to make a verbal submission?

No thanks

Which option do you prefer?

Option 2: lift the speed limit back up to 80km/h

Tell us your reasons

This road has been upgraded to 4 lanes 2 each way. It has a good flow and is wide. There should be no reason to reduce the speed limit when this road had been 80k for a very long time

**Cobham Drive Speed Limit Reduction Submissions received
17 March - 30 April 2025**

Date submitted Apr 02, 2025, 09:35 PM

Contribution ID 4649

Name BL Spiers

Are you giving feedback on behalf of an organisation?

No – these are my own personal views

Would you like to make a verbal submission?

No thanks

Which option do you prefer?

Option 1: keep the existing lower 60kmh speed limit

Tell us your reasons

**Cobham Drive Speed Limit Reduction Submissions received
17 March - 30 April 2025**

Date submitted Apr 02, 2025, 09:01 PM

Contribution ID 4648

Name Deidre McRobie

Are you giving feedback on behalf of an organisation?

No – these are my own personal views

Would you like to make a verbal submission?

No thanks

Which option do you prefer?

Option 2: lift the speed limit back up to 80km/h

Tell us your reasons

Most people I have observed in my daily commute continue to drive above 60km/hr despite the nanny change to reduce the speed. There are no driveways and my understanding is that by the time you are allowed to drive you are an adult and will 'drive to the conditions'

**Cobham Drive Speed Limit Reduction Submissions received
17 March - 30 April 2025**

Date submitted Apr 02, 2025, 08:59 PM

Contribution ID 4647

Name Grant Horton

Are you giving feedback on behalf of an organisation?

No – these are my own personal views

Would you like to make a verbal submission?

No thanks

Which option do you prefer?

Option 2: lift the speed limit back up to 80km/h

Tell us your reasons

It is only busy on very small amounts of the day the rest of the day it is completely open and the 80 K speed limit is perfectly fine

**Cobham Drive Speed Limit Reduction Submissions received
17 March - 30 April 2025**

Date submitted Apr 02, 2025, 08:46 PM

Contribution ID 4644

Name Sharyn Mills

Are you giving feedback on behalf of an organisation?

No – these are my own personal views

Would you like to make a verbal submission?

No thanks

Which option do you prefer?

Option 1: keep the existing lower 60kmh speed limit

Tell us your reasons

I travel on this section of road most days . At 60km you still see near misses with merging traffic and hidden queues.

80km is too fast for this road

Why would anyone want to return to 80km when the lower speed limit of 60km has been so affective in reducing the number of accident

**Cobham Drive Speed Limit Reduction Submissions received
17 March - 30 April 2025**

Date submitted Apr 02, 2025, 08:37 PM

Contribution ID 4643

Name Troy Gaudencio

Are you giving feedback on behalf of an organisation?

No – these are my own personal views

Would you like to make a verbal submission?

No thanks

Which option do you prefer?

Option 2: lift the speed limit back up to 80km/h

Tell us your reasons

It's safe to drive at 80k in that area.

**Cobham Drive Speed Limit Reduction Submissions received
17 March - 30 April 2025**

Date submitted Apr 02, 2025, 08:30 PM

Contribution ID 4641

Name Dave Brooky

Are you giving feedback on behalf of an organisation?

No – these are my own personal views

Would you like to make a verbal submission?

No thanks

Which option do you prefer?

Option 2: lift the speed limit back up to 80km/h

Tell us your reasons

When the road is quiet, it is a very safe road to travel 80kph, when the road is busy everyone goes 60kph or less anyway.

The council has slowed car users down enough over the last few years and making it more and more difficult for getting around the city.

**Cobham Drive Speed Limit Reduction Submissions received
17 March - 30 April 2025**

Date submitted Apr 02, 2025, 07:34 PM

Contribution ID 4639

Name Martin Blackburn

Are you giving feedback on behalf of an organisation?

No – these are my own personal views

Would you like to make a verbal submission?

No thanks

Which option do you prefer?

Option 2: lift the speed limit back up to 80km/h

Tell us your reasons

No reason to keep it at 60kph

**Cobham Drive Speed Limit Reduction Submissions received
17 March - 30 April 2025**

Date submitted Apr 02, 2025, 06:41 PM

Contribution ID 4638

Name Ingrid Jones

Are you giving feedback on behalf of an organisation?

No – these are my own personal views

Would you like to make a verbal submission?

No thanks

Which option do you prefer?

Option 1: keep the existing lower 60kmh speed limit

Tell us your reasons

It feels so much safer, like that's the speed you naturally should drive on the road. It's also a heck of a lot safer

**Cobham Drive Speed Limit Reduction Submissions received
17 March - 30 April 2025**

Date submitted Apr 02, 2025, 05:07 PM

Contribution ID 4636

Name Howard Webber

Are you giving feedback on behalf of an organisation?

No – these are my own personal views

Would you like to make a verbal submission?

No thanks

Which option do you prefer?

Option 1: keep the existing lower 60kmh speed limit

Tell us your reasons

The visibility ahead for the driver on this section of Cobham Drive is poor due to the nature of the corners in both directions, i.e. if something is stopped/blocking a lane, a driver can be upon it very quickly and even at 60km/h it can be difficult to stop in time

The risk is increased due to there being two lanes in both directions - drivers will attempt to change lanes if they feel they are unable to stop safely - at least the left hand lane has an 'off road' area in parts, but for most of the length both lanes are 'walled in' so there is nowhere for the drivers to go as an alternative.

**Cobham Drive Speed Limit Reduction Submissions received
17 March - 30 April 2025**

Date submitted Apr 02, 2025, 04:25 PM

Contribution ID 4635

Name Hugh Goodman

Are you giving feedback on behalf of an organisation?

No – these are my own personal views

Would you like to make a verbal submission?

No thanks

Which option do you prefer?

Option 2: lift the speed limit back up to 80km/h

Tell us your reasons

In my view, the road is clearly designed for a higher speed limit than 60kph. People routinely ignore the current limit because it feels too low.

Another option is to move the whole of Cobham Drive to 70kph as this would be a good balance through the faster parts (e.g. this section, and the new overbridge at Peacocke) and the busier parts, without needing several changes.

**Cobham Drive Speed Limit Reduction Submissions received
17 March - 30 April 2025**

Date submitted Apr 02, 2025, 03:29 PM

Contribution ID 4633

Name Kenneth Allan Parker

Are you giving feedback on behalf of an organisation?

No – these are my own personal views

Would you like to make a verbal submission?

No thanks

Which option do you prefer?

Option 1: keep the existing lower 60kmh speed limit

Tell us your reasons

Hamilton born and bred, I know this can be a dangerous piece of Highway with two sweeping bends; a large volume of traffic, and hidden queues. People running late (say for work) et.al. speed. Formerly when the Speed Limit was 80kph many commuters would travel (well) in excess of 100kph! Joining in from Grantham Street at busy times was a nightmare!

**Cobham Drive Speed Limit Reduction Submissions received
17 March - 30 April 2025**

Date submitted Apr 02, 2025, 02:47 PM

Contribution ID 4632

Name Ann-Marie Anainga

Are you giving feedback on behalf of an organisation?

No – these are my own personal views

Would you like to make a verbal submission?

No thanks

Which option do you prefer?

Option 2: lift the speed limit back up to 80km/h

Tell us your reasons

This has previously been the speed limit for decades, when there is peak traffic the traffic determines the speed limit, at other times this is a dual carriageway and is safe and efficient to drive at 80 km's.

Why take us back in time reducing our productivity.

Drivers are responsible for their own driving and safe habits, stop playing God.

**Cobham Drive Speed Limit Reduction Submissions received
17 March - 30 April 2025**

Date submitted Apr 02, 2025, 01:33 PM

Contribution ID 4630

Name cat

Are you giving feedback on behalf of an organisation?

No – these are my own personal views

Would you like to make a verbal submission?

No thanks

Which option do you prefer?

Option 2: lift the speed limit back up to 80km/h

Tell us your reasons

Most people tend to do 80kmhs on that road anyway.

**Cobham Drive Speed Limit Reduction Submissions received
17 March - 30 April 2025**

Date submitted Apr 02, 2025, 12:30 PM

Contribution ID 4628

Name Luke Verschaffelt

Are you giving feedback on behalf of an organisation?

No – these are my own personal views

Would you like to make a verbal submission?

No thanks

Which option do you prefer?

Option 2: lift the speed limit back up to 80km/h

Tell us your reasons

80km/h is a reasonable speed limit for this dual carriageway

**Cobham Drive Speed Limit Reduction Submissions received
17 March - 30 April 2025**

Date submitted Apr 02, 2025, 10:41 AM

Contribution ID 4627

Name Bekz Panek

Are you giving feedback on behalf of an organisation?

No – these are my own personal views

Would you like to make a verbal submission?

No thanks

Which option do you prefer?

Option 2: lift the speed limit back up to 80km/h

Tell us your reasons

This is a very wide road with a smooth, easy corner. There are no pedestrians alongside the road. I was dumbfounded when the limit reduced, as it makes traffic crawl unnecessarily. I've traveled this road twice daily without viewing any incident for 6 years. Many cars do not keep to the 60km speed as it is too slow for the nature of the road.

**Cobham Drive Speed Limit Reduction Submissions received
17 March - 30 April 2025**

Date submitted Apr 02, 2025, 09:27 AM

Contribution ID 4626

Name Keith MacMillan

Are you giving feedback on behalf of an organisation?

No – these are my own personal views

Would you like to make a verbal submission?

No thanks

Which option do you prefer?

Option 2: lift the speed limit back up to 80km/h

Tell us your reasons

60 is stupidly slow much of the time.

At peak times the traffic slows to an appropriate speed even if the limit is higher.

80 makes the traffic flow better and reduces travel time most of the day.

**Cobham Drive Speed Limit Reduction Submissions received
17 March - 30 April 2025**

Date submitted Apr 02, 2025, 09:06 AM

Contribution ID 4625

Name Unmesha

Are you giving feedback on behalf of an organisation?

No – these are my own personal views

Would you like to make a verbal submission?

No thanks

Which option do you prefer?

Option 2: lift the speed limit back up to 80km/h

Tell us your reasons

- Increasing the speed limit would help ease traffic flow, particularly in this area.
- It is rare to see vehicles traveling at 60 km/h, as most drivers exceed this speed in this area.
- When speed limits are set too low, some drivers obey the limit while others exceed it, leading to a mix of fast and slow vehicles. A more realistic speed limit can create a smoother, more predictable traffic flow.
- An unrealistically low speed limit can lead to inconsistent driving behaviour and potential safety risks.
- Many drivers do not adhere to the current 60 km/h speed limit, indicating a possible mismatch between the limit and natural traffic flow.
- When speed limits are more reasonable, drivers are more likely to comply, reducing unnecessary speed variations.

**Cobham Drive Speed Limit Reduction Submissions received
17 March - 30 April 2025**

Date submitted Apr 02, 2025, 09:01 AM

Contribution ID 4624

Name Phillip Wayne Keen

Are you giving feedback on behalf of an organisation?

No – these are my own personal views

Would you like to make a verbal submission?

No thanks

Which option do you prefer?

Option 1: keep the existing lower 60kmh speed limit

Tell us your reasons

When the speed limit was at 80 there were a lot of people driving faster than that and many unsafe behaviours, especially around the curves. Many people even now don't keep to the speed limit. I would like 70km/hr (purely for personal convenience), but even that is probably not appropriate. There is heavy traffic and queues at peak times, an 80km/hr limit at these times would increase the risk of accidents and encourage even more unsafe driving behaviours than there already is.

**Cobham Drive Speed Limit Reduction Submissions received
17 March - 30 April 2025**

Date submitted Apr 02, 2025, 08:59 AM

Contribution ID 4623

Name Byron Arnold

Are you giving feedback on behalf of an organisation?

No – these are my own personal views

Would you like to make a verbal submission?

No thanks

Which option do you prefer?

Option 2: lift the speed limit back up to 80km/h

Tell us your reasons

This will be a fantastic improvement to expedite transportation around the city.

The main ring roads - Wairere drive and Cobham should be 80kmph in all sections and something we should work towards over the next 2-3 years.

**Cobham Drive Speed Limit Reduction Submissions received
17 March - 30 April 2025**

Date submitted Apr 02, 2025, 08:15 AM

Contribution ID 4621

Name Greg Spark

Are you giving feedback on behalf of an organisation?

No – these are my own personal views

Would you like to make a verbal submission?

No thanks

Which option do you prefer?

Option 2: lift the speed limit back up to 80km/h

Tell us your reasons

Worked just fine at 80kph. No-one goes 60.

Speed too slow for type and quality of the road.

**Cobham Drive Speed Limit Reduction Submissions received
17 March - 30 April 2025**

Date submitted Apr 02, 2025, 08:12 AM

Contribution ID 4620

Name Dylan Matena

Are you giving feedback on behalf of an organisation?

No – these are my own personal views

Would you like to make a verbal submission?

Yes, I would like to speak to Elected Members

Which option do you prefer?

Option 2: lift the speed limit back up to 80km/h

Tell us your reasons

I travel this road 4x minimum daily. At 80km i never came across anything dangerous or any frustrated drivers. Since the speed decrease i have seen an increase of frustrated drivers and wreckless driving as a lot of high volume traffic travel through this road section as part of daily commutes.

**Cobham Drive Speed Limit Reduction Submissions received
17 March - 30 April 2025**

Date submitted Apr 02, 2025, 07:54 AM

Contribution ID 4619

Name Sonia

Are you giving feedback on behalf of an organisation?

No – these are my own personal views

Would you like to make a verbal submission?

No thanks

Which option do you prefer?

Option 2: lift the speed limit back up to 80km/h

Tell us your reasons

There are no driveways or side roads. Traffic is separated in each direction. This should be 80km!!

**Cobham Drive Speed Limit Reduction Submissions received
17 March - 30 April 2025**

Date submitted Apr 02, 2025, 07:51 AM

Contribution ID 4618

Name Annette Hill

Are you giving feedback on behalf of an organisation?

No – these are my own personal views

Would you like to make a verbal submission?

Yes, I would like to speak to Elected Members

Which option do you prefer?

Option 1: keep the existing lower 60kmh speed limit

Tell us your reasons

I drive this road almost daily since I live in Hamilton East. It is a busy road with a significant bend which hides backed up traffic at busy times. Your report already shows there has been a 70% reduction in accidents. So, why go back to 80km/hr? It does not make sense. And the government's efficiency and productivity rhetoric makes no sense compared with injury and damage, and potential loss of lives at higher speeds.

I also observe [on all roads actually] that NZers on the whole pay little heed to the actual speed limit. So, when I drive this stretch at 60km/hr, I am frequently overtaken or tail-gated. So, a 60 km/hr becomes 70 or 80. And an 80 km/hr will become 90 or 100. Speed cameras are needed to slow traffic to the actual speed limit.

So, please resist the government's rule to increase the speed limit. Having worked in the medical profession all my life, I have seen, first hand, the short and long-term effects of road accidents including pedestrian,

**Cobham Drive Speed Limit Reduction Submissions received
17 March - 30 April 2025**

Date submitted Apr 02, 2025, 07:24 AM

Contribution ID 4617

Name Graeme Olorenshaw

Are you giving feedback on behalf of an organisation?

No – these are my own personal views

Would you like to make a verbal submission?

No thanks

Which option do you prefer?

Option 1: keep the existing lower 60kmh speed limit

Tell us your reasons

If it's an 80km/hr limit you might save 20 secs of time. If it's a 60km/hr limit you'll probably save lives!

**Cobham Drive Speed Limit Reduction Submissions received
17 March - 30 April 2025**

Date submitted Apr 02, 2025, 07:08 AM

Contribution ID 4616

Name Kevin Gilbert

Are you giving feedback on behalf of an organisation?

No – these are my own personal views

Would you like to make a verbal submission?

No thanks

Which option do you prefer?

Option 2: lift the speed limit back up to 80km/h

Tell us your reasons

To aid traffic flow. No pedestrians, driveways entering. Median barrier for safety.

**Cobham Drive Speed Limit Reduction Submissions received
17 March - 30 April 2025**

Date submitted Apr 02, 2025, 04:51 AM

Contribution ID 4615

Name Jason

Are you giving feedback on behalf of an organisation?

No – these are my own personal views

Would you like to make a verbal submission?

No thanks

Which option do you prefer?

Option 2: lift the speed limit back up to 80km/h

Tell us your reasons

**Cobham Drive Speed Limit Reduction Submissions received
17 March - 30 April 2025**

Date submitted Apr 01, 2025, 10:52 PM

Contribution ID 4614

Name Jason Bidois

Are you giving feedback on behalf of an organisation?

No – these are my own personal views

Would you like to make a verbal submission?

No thanks

Which option do you prefer?

Option 2: lift the speed limit back up to 80km/h

Tell us your reasons

I travel on this section of road daily for work, sometimes multiple times a day. The majority of traffic exceeds 60km/hr, many travelling between 70km/hr and 80km/hr, because 60km/hr is too slow on this section.

I support reverting to 80km/hr but would prefer it be set at 70km/hr. I cannot understand why this is not given as a viable alternative.

60km/hr is simply too slow, i have observed many dangerous passing manoeuvres due to impatience.

**Cobham Drive Speed Limit Reduction Submissions received
17 March - 30 April 2025**

Date submitted Apr 01, 2025, 09:47 PM

Contribution ID 4612

Name Flynn

Are you giving feedback on behalf of an organisation?

No – these are my own personal views

Would you like to make a verbal submission?

No thanks

Which option do you prefer?

Option 2: lift the speed limit back up to 80km/h

Tell us your reasons

I can get to work faster.

**Cobham Drive Speed Limit Reduction Submissions received
17 March - 30 April 2025**

Date submitted Apr 01, 2025, 08:48 PM

Contribution ID 4610

Name Chris Campbell

Are you giving feedback on behalf of an organisation?

No – these are my own personal views

Would you like to make a verbal submission?

No thanks

Which option do you prefer?

Tell us your reasons

I was surprised to that the speed limit on this section of Cobham drive was dropped from 80km by 25%. This was nothing short of another dumbing down of NZ drivers under the excuse of ' Safety '. Very few drivers do the low speed of 60km. While this lower speed may suit many people who appear to be not so confident in their driving ie driving smaller cars slowin the right hand lane it is usually ignored. How about dropping the speed limit to 70km. Does it have to be in blocks of 20km. Until the powers that be start some type of ongoing education campaign re-informing NZ drivers on how to drive ie keeping left, indicating around a round about etc, I will treat much of this academic theory with the respect it deserves.
Aquire a drivers liucence as a teen ager and never be tested again.

**Cobham Drive Speed Limit Reduction Submissions received
17 March - 30 April 2025**

Date submitted Apr 01, 2025, 08:34 PM

Contribution ID 4609

Name Nicholas van Brakel

Are you giving feedback on behalf of an organisation?

No – these are my own personal views

Would you like to make a verbal submission?

No thanks

Which option do you prefer?

Option 1: keep the existing lower 60kmh speed limit

Tell us your reasons

It's a safe speed (60 kph) and it's not a long stretch of road unlike a highway.

**Cobham Drive Speed Limit Reduction Submissions received
17 March - 30 April 2025**

Date submitted Apr 01, 2025, 07:52 PM

Contribution ID 4607

Name Ronald

Are you giving feedback on behalf of an organisation?

No – these are my own personal views

Would you like to make a verbal submission?

No thanks

Which option do you prefer?

Option 2: lift the speed limit back up to 80km/h

Tell us your reasons

Its not in a residential area and low risk to accident area

**Cobham Drive Speed Limit Reduction Submissions received
17 March - 30 April 2025**

Date submitted Apr 01, 2025, 07:22 PM

Contribution ID 4606

Name Morgan

Are you giving feedback on behalf of an organisation?

No – these are my own personal views

Would you like to make a verbal submission?

No thanks

Which option do you prefer?

Option 2: lift the speed limit back up to 80km/h

Tell us your reasons

There is no need for it to be 60km, only one merge southbound and no other exits. 80km keeps the traffic moving and matches the road conditions.

**Cobham Drive Speed Limit Reduction Submissions received
17 March - 30 April 2025**

Date submitted Apr 01, 2025, 06:49 PM

Contribution ID 4605

Name Anwar Rosmin

Are you giving feedback on behalf of an organisation?

No – these are my own personal views

Would you like to make a verbal submission?

No thanks

Which option do you prefer?

Option 2: lift the speed limit back up to 80km/h

Tell us your reasons

Hi, 60km/h is too slow for that said section. The road is wide and capable of 80km/h safely. Thank you

**Cobham Drive Speed Limit Reduction Submissions received
17 March - 30 April 2025**

Date submitted Apr 01, 2025, 06:38 PM

Contribution ID 4604

Name Caitlynn

Are you giving feedback on behalf of an organisation?

No – these are my own personal views

Would you like to make a verbal submission?

Yes, I would like to speak to Elected Members

Which option do you prefer?

Option 1: keep the existing lower 60kmh speed limit

Tell us your reasons

I drive this daily and people already speed at it's current speed and I think increasing the speed limit with their current driving behaviours would be a dangerous choice.

I would be quite frustrated if this current speed increased as I am already frustrated by the publics driving behaviours on this road.

**Cobham Drive Speed Limit Reduction Submissions received
17 March - 30 April 2025**

Date submitted Apr 01, 2025, 06:25 PM

Contribution ID 4603

Name keegan

Are you giving feedback on behalf of an organisation?

No – these are my own personal views

Would you like to make a verbal submission?

No thanks

Which option do you prefer?

Option 2: lift the speed limit back up to 80km/h

Tell us your reasons

60 is too slow for that road. the road is in very good condition and the 80kmh was perfect.

**Cobham Drive Speed Limit Reduction Submissions received
17 March - 30 April 2025**

Date submitted Apr 01, 2025, 06:08 PM

Contribution ID 4602

Name Lynn Hardaker

Are you giving feedback on behalf of an organisation?

No – these are my own personal views

Would you like to make a verbal submission?

No thanks

Which option do you prefer?

Option 1: keep the existing lower 60kmh speed limit

Tell us your reasons

Statics prove the lower speed limit reduces accidents.

**Cobham Drive Speed Limit Reduction Submissions received
17 March - 30 April 2025**

Date submitted Apr 01, 2025, 05:26 PM

Contribution ID 4601

Name Steve Tyler

Are you giving feedback on behalf of an organisation?

No – these are my own personal views

Would you like to make a verbal submission?

No thanks

Which option do you prefer?

Option 2: lift the speed limit back up to 80km/h

Tell us your reasons

Stop going to the lowest denominator to try to stop accidents it's never worked before.

**Cobham Drive Speed Limit Reduction Submissions received
17 March - 30 April 2025**

Date submitted Apr 01, 2025, 05:14 PM

Contribution ID 4600

Name Tim

Are you giving feedback on behalf of an organisation?

No – these are my own personal views

Would you like to make a verbal submission?

No thanks

Which option do you prefer?

Option 2: lift the speed limit back up to 80km/h

Tell us your reasons

Efficiency.

**Cobham Drive Speed Limit Reduction Submissions received
17 March - 30 April 2025**

Date submitted Apr 01, 2025, 05:09 PM

Contribution ID 4599

Name Blair Smith

Are you giving feedback on behalf of an organisation?

No – these are my own personal views

Would you like to make a verbal submission?

No thanks

Which option do you prefer?

Option 1: keep the existing lower 60kmh speed limit

Tell us your reasons

**Cobham Drive Speed Limit Reduction Submissions received
17 March - 30 April 2025**

Date submitted Apr 01, 2025, 05:02 PM

Contribution ID 4597

Name Sarah Tennant

Are you giving feedback on behalf of an organisation?

No – these are my own personal views

Would you like to make a verbal submission?

No thanks

Which option do you prefer?

Option 2: lift the speed limit back up to 80km/h

Tell us your reasons

The 60km limit is absurd. Traffic will naturally slow itself down when it's busy; when it's not, it's a waste of time to go 20km under a perfectly safe limit that worked for decades.

**Cobham Drive Speed Limit Reduction Submissions received
17 March - 30 April 2025**

Date submitted Apr 01, 2025, 04:50 PM

Contribution ID 4596

Name Maria Holmes

Are you giving feedback on behalf of an organisation?

No – these are my own personal views

Would you like to make a verbal submission?

No thanks

Which option do you prefer?

Option 2: lift the speed limit back up to 80km/h

Tell us your reasons

Clearly it used to be 80, as everyone does close on 80 now. It's more like an expressway so I think 80 is fine.

**Cobham Drive Speed Limit Reduction Submissions received
17 March - 30 April 2025**

Date submitted Apr 01, 2025, 04:17 PM

Contribution ID 4595

Name Ross Dickey

Are you giving feedback on behalf of an organisation?

No – these are my own personal views

Would you like to make a verbal submission?

No thanks

Which option do you prefer?

Option 2: lift the speed limit back up to 80km/h

Tell us your reasons

60 is just ridiculous

**Cobham Drive Speed Limit Reduction Submissions received
17 March - 30 April 2025**

Date submitted Apr 01, 2025, 03:36 PM

Contribution ID 4593

Name JAROD

Are you giving feedback on behalf of an organisation?

No – these are my own personal views

Would you like to make a verbal submission?

No thanks

Which option do you prefer?

Option 1: keep the existing lower 60kmh speed limit

Tell us your reasons

The road is too narrow, with narrow shoulders with hard barriers on either side. It's dangerous to go 80km/h on this stretch and crashes are only going to increase. It's only a small stretch, you will not save much time with the speed increase, and the cost benefit of increasing fatalities, crashes and infrastructure damage is not worth it. I'm a transportation engineer and this should be heavily considered for the residents of Hamilton and their safety.

**Cobham Drive Speed Limit Reduction Submissions received
17 March - 30 April 2025**

Date submitted Apr 01, 2025, 02:44 PM

Contribution ID 4592

Name Oli

Are you giving feedback on behalf of an organisation?

No – these are my own personal views

Would you like to make a verbal submission?

No thanks

Which option do you prefer?

Option 1: keep the existing lower 60kmh speed limit

Tell us your reasons

It has a proven reduction in crash numbers and minimal travel time impact. These two factors support the case to retain it.

**Cobham Drive Speed Limit Reduction Submissions received
17 March - 30 April 2025**

Date submitted Apr 01, 2025, 02:05 PM

Contribution ID 4591

Name vicki

Are you giving feedback on behalf of an organisation?

No – these are my own personal views

Would you like to make a verbal submission?

No thanks

Which option do you prefer?

Option 1: keep the existing lower 60kmh speed limit

Tell us your reasons

In bad rain the road ALWAYS flood to the point you cant use a lane
there will be crashes if the speed increases

**Cobham Drive Speed Limit Reduction Submissions received
17 March - 30 April 2025**

Date submitted Apr 01, 2025, 01:33 PM

Contribution ID 4590

Name Kevin Godfree

Are you giving feedback on behalf of an organisation?

No – these are my own personal views

Would you like to make a verbal submission?

No thanks

Which option do you prefer?

Option 2: lift the speed limit back up to 80km/h

Tell us your reasons

Speed was fine at 80

**Cobham Drive Speed Limit Reduction Submissions received
17 March - 30 April 2025**

Date submitted Apr 01, 2025, 01:28 PM

Contribution ID 4589

Name Murray Brown

Are you giving feedback on behalf of an organisation?

No – these are my own personal views

Would you like to make a verbal submission?

Yes, I would like to speak to Elected Members

Which option do you prefer?

Option 1: keep the existing lower 60kmh speed limit

Tell us your reasons

LTSA have created a race track with the upgrading of the road from Galloway Street to Hillcrest roundabout. I've complained repeated to LTSA about the speed cars are travelling both north and south bound on this section of road, all well in excess of the 60km/hr speed limit. A Senior LTSA representative told me and I quote " when people travel on this piece of road, all they see is open road and speed ". The same applies for the section Tristram to Normandy - people see open road. You only have to observe the speed the vast majority of vehicles travel on it. At least maintaining at 60Km/hr will encourage at least some of them to observe it.

**Cobham Drive Speed Limit Reduction Submissions received
17 March - 30 April 2025**

Date submitted Apr 01, 2025, 12:46 PM

Contribution ID 4588

Name Rosemary Bird

Are you giving feedback on behalf of an organisation?

No – these are my own personal views

Would you like to make a verbal submission?

No thanks

Which option do you prefer?

Option 1: keep the existing lower 60kmh speed limit

Tell us your reasons

There are blind corners and it's a busy road that often has hidden queues at the roundabout.

**Cobham Drive Speed Limit Reduction Submissions received
17 March - 30 April 2025**

Date submitted Apr 01, 2025, 11:57 AM

Contribution ID 4587

Name Grim

Are you giving feedback on behalf of an organisation?

No – these are my own personal views

Would you like to make a verbal submission?

No thanks

Which option do you prefer?

Option 2: lift the speed limit back up to 80km/h

Tell us your reasons

I think it would be best at 70km/h. 80km/h seems a little fast and everyone zooms past when I 60km/h.
70km/h is a great middle ground

**Cobham Drive Speed Limit Reduction Submissions received
17 March - 30 April 2025**

Date submitted Apr 01, 2025, 11:56 AM

Contribution ID 4586

Name Leigh

Are you giving feedback on behalf of an organisation?

No – these are my own personal views

Would you like to make a verbal submission?

No thanks

Which option do you prefer?

Option 1: keep the existing lower 60kmh speed limit

Tell us your reasons

It's not a long enough stretch of road to be at 80km and the lower speed makes merging on to Cobham from Normandy Ave easier.

**Cobham Drive Speed Limit Reduction Submissions received
17 March - 30 April 2025**

Date submitted Apr 01, 2025, 11:18 AM

Contribution ID 4585

Name Jeeraj Rajkumar

Are you giving feedback on behalf of an organisation?

No – these are my own personal views

Would you like to make a verbal submission?

No thanks

Which option do you prefer?

Option 2: lift the speed limit back up to 80km/h

Tell us your reasons

I've been driving that road for more than 13 years and 80km/h is quite safe.

**Cobham Drive Speed Limit Reduction Submissions received
17 March - 30 April 2025**

Date submitted Apr 01, 2025, 10:23 AM

Contribution ID 4584

Name Kevin Collins

Are you giving feedback on behalf of an organisation?

No – these are my own personal views

Would you like to make a verbal submission?

No thanks

Which option do you prefer?

Option 1: keep the existing lower 60kmh speed limit

Tell us your reasons

80km always felt too fast for that stretch of road, especially since people would regularly go faster. 60 is much more appropriate, partly because that section quickly ends at a roundabout.

And it is ridiculous that the Govt has imposed this extra process cost on to the city. What a waste of time and money.

**Cobham Drive Speed Limit Reduction Submissions received
17 March - 30 April 2025**

Date submitted Apr 01, 2025, 10:11 AM

Contribution ID 4583

Name Sue Burn

Are you giving feedback on behalf of an organisation?

No – these are my own personal views

Would you like to make a verbal submission?

No thanks

Which option do you prefer?

Option 2: lift the speed limit back up to 80km/h

Tell us your reasons

There are no residences or anyone trying to get on to the road. It keeps the flow continuous.

**Cobham Drive Speed Limit Reduction Submissions received
17 March - 30 April 2025**

Date submitted Apr 01, 2025, 09:42 AM

Contribution ID 4581

Name Brenda Davies

Are you giving feedback on behalf of an organisation?

No – these are my own personal views

Would you like to make a verbal submission?

No thanks

Which option do you prefer?

Option 2: lift the speed limit back up to 80km/h

Tell us your reasons

It is a completely non-residential area and a road that has absolutely no driveways on it, and only one side entry.

**Cobham Drive Speed Limit Reduction Submissions received
17 March - 30 April 2025**

Date submitted Apr 01, 2025, 08:17 AM

Contribution ID 4579

Name Geoff

Are you giving feedback on behalf of an organisation?

No – these are my own personal views

Would you like to make a verbal submission?

No thanks

Which option do you prefer?

Option 2: lift the speed limit back up to 80km/h

Tell us your reasons

When it was dropped it could have been dropped to 70 kph not to a whole 60! The town is as clogged as anything! It cant be good for air quality let alone the fuel people have to use navigating lower limits and obstacle courses! Isnt the idea to get people moving? I travel this road every single week day and have never seen one accident on it. Its dual lane and obviously has the garden break in the middle of it. Something desperatly needs to be done with Kahikatea drive and the cobham drive bridge goose neck! That new bridge has done absolutely nothing for these areas!

**Cobham Drive Speed Limit Reduction Submissions received
17 March - 30 April 2025**

Date submitted Apr 01, 2025, 07:53 AM

Contribution ID 4578

Name Theresa

Are you giving feedback on behalf of an organisation?

No – these are my own personal views

Would you like to make a verbal submission?

No thanks

Which option do you prefer?

Option 1: keep the existing lower 60kmh speed limit

Tell us your reasons

Safety for all. Less accidents and incidents already proven. Less stress driving.

**Cobham Drive Speed Limit Reduction Submissions received
17 March - 30 April 2025**

Date submitted Apr 01, 2025, 07:39 AM

Contribution ID 4577

Name Jordan

Are you giving feedback on behalf of an organisation?

No – these are my own personal views

Would you like to make a verbal submission?

No thanks

Which option do you prefer?

Option 2: lift the speed limit back up to 80km/h

Tell us your reasons

60 feels too slow

**Cobham Drive Speed Limit Reduction Submissions received
17 March - 30 April 2025**

Date submitted Apr 01, 2025, 06:58 AM

Contribution ID 4575

Name Merran Powell

Are you giving feedback on behalf of an organisation?

No – these are my own personal views

Would you like to make a verbal submission?

No thanks

Which option do you prefer?

Option 2: lift the speed limit back up to 80km/h

Tell us your reasons

This is an expressway, safe to travel at 80k's- everyone travels over the current speed limit. Please convert the speed limit back to 80kms

**Cobham Drive Speed Limit Reduction Submissions received
17 March - 30 April 2025**

Date submitted Apr 01, 2025, 06:56 AM

Contribution ID 4574

Name Cullen White

Are you giving feedback on behalf of an organisation?

No – these are my own personal views

Would you like to make a verbal submission?

No thanks

Which option do you prefer?

Option 2: lift the speed limit back up to 80km/h

Tell us your reasons

The road is wide, safe, and relatively straight. Seemed to work well when it was 80 and should return to what it always was.

**Cobham Drive Speed Limit Reduction Submissions received
17 March - 30 April 2025**

Date submitted Apr 01, 2025, 04:29 AM

Contribution ID 4573

Name Robert

Are you giving feedback on behalf of an organisation?

No – these are my own personal views

Would you like to make a verbal submission?

No thanks

Which option do you prefer?

Option 1: keep the existing lower 60kmh speed limit

Tell us your reasons

Primarily for safety. Secondary is that traffic seems to flow better since the 60km/h has been in place

**Cobham Drive Speed Limit Reduction Submissions received
17 March - 30 April 2025**

Date submitted Apr 01, 2025, 01:56 AM

Contribution ID 4572

Name Jaspreet tiwana

Are you giving feedback on behalf of an organisation?

No – these are my own personal views

Would you like to make a verbal submission?

No thanks

Which option do you prefer?

Option 2: lift the speed limit back up to 80km/h

Tell us your reasons

Honestly, speed isn't the primary concern; I believe the approach and exit at the roundabout are the main issues. Allowing the outside lane to go straight would significantly improve traffic flow. currently the inside lane backs up with traffic turning left and going straight: 2 options that is taken by the majority of the traffic : a left turn slip road/give would be ideal as well.

**Cobham Drive Speed Limit Reduction Submissions received
17 March - 30 April 2025**

Date submitted Mar 31, 2025, 11:08 PM

Contribution ID 4571

Name Teresa McIntosh

Are you giving feedback on behalf of an organisation?

No – these are my own personal views

Would you like to make a verbal submission?

No thanks

Which option do you prefer?

Option 2: lift the speed limit back up to 80km/h

Tell us your reasons

The traffic is still travelling at about 70 to 80kph now. It is too slow at 60kph. Even 70kph would be better than 60kph. There is hardly a reason to keep it where it is and I've not seen any traffic accidents in the 25 years I have been travelling that road to and from work and other times of the day either. Slower traffic is just a nuisance and causes more impatience and more risk taking.

**Cobham Drive Speed Limit Reduction Submissions received
17 March - 30 April 2025**

Date submitted Mar 31, 2025, 09:29 PM

Contribution ID 4570

Name Cole

Are you giving feedback on behalf of an organisation?

No – these are my own personal views

Would you like to make a verbal submission?

No thanks

Which option do you prefer?

Option 2: lift the speed limit back up to 80km/h

Tell us your reasons

The only dangerous area of the road is the corner that constantly keeps flooding. There is other measures than can be taken other than reducing the speed limit. Everytime I drive there, myself and everyone around me is still driving 80km. This needs to be maintained to keep traffic flowing. 80km is what it should be, 60km is ridiculous. Fix the flooding on the corner that keeps blocking the drain.

**Cobham Drive Speed Limit Reduction Submissions received
17 March - 30 April 2025**

Date submitted Mar 31, 2025, 09:20 PM

Contribution ID 4569

Name Corinne Watts

Are you giving feedback on behalf of an organisation?

No – these are my own personal views

Would you like to make a verbal submission?

No thanks

Which option do you prefer?

Option 1: keep the existing lower 60kmh speed limit

Tell us your reasons

This is a busy road with people frequently doing higher than the speed limit so raising it will mean people go faster than 80km/h. It makes no sense to rise it!!!! There is alot of pedestrian traffic so it needs to stay at 60km/h

**Cobham Drive Speed Limit Reduction Submissions received
17 March - 30 April 2025**

Date submitted Mar 31, 2025, 09:15 PM

Contribution ID 4568

Name Murray Rounthwaite

Are you giving feedback on behalf of an organisation?

No – these are my own personal views

Would you like to make a verbal submission?

No thanks

Which option do you prefer?

Option 2: lift the speed limit back up to 80km/h

Tell us your reasons

Ridiculous it's at the speed it is now - when busy, no-one gets to drive 60 let alone 80 - I feel like I ride my bike faster down the Te Awa Paths a lot of the time, but if not busy/off peak then we used to drive it many many years ago in rubbish cars and still seemed to do ok?

These days cars literally drive themselves and the roads are better, but we need to drive slower?...very bizarre.

**Cobham Drive Speed Limit Reduction Submissions received
17 March - 30 April 2025**

Date submitted Mar 31, 2025, 09:07 PM

Contribution ID 4567

Name Raymond Kelsen

Are you giving feedback on behalf of an organisation?

No – these are my own personal views

Would you like to make a verbal submission?

No thanks

Which option do you prefer?

Option 1: keep the existing lower 60kmh speed limit

Tell us your reasons

The speed either end of this corridor is this speed so makes sense to leave the same.

Would be good if all Cobham drive was 70 km.

**Cobham Drive Speed Limit Reduction Submissions received
17 March - 30 April 2025**

Date submitted Mar 31, 2025, 09:04 PM

Contribution ID 4566

Name Danny Thornburrow

Are you giving feedback on behalf of an organisation?

No – these are my own personal views

Would you like to make a verbal submission?

No thanks

Which option do you prefer?

Option 1: keep the existing lower 60kmh speed limit

Tell us your reasons

Increasing the speed limit will achieve nothing positive. It will more quickly funnel traffic into pinch points further along the network. I very much doubt any meaningful saving in travel time would be accomplished by increasing the limit. Drivers will tend to 'push' any limit set - many will be driving closer to 90 kph which I believe is not justified on this road. The likelihood of life ending or altering crashes would increase for very little payoff.

**Cobham Drive Speed Limit Reduction Submissions received
17 March - 30 April 2025**

Date submitted Mar 31, 2025, 08:59 PM

Contribution ID 4565

Name Mel Slade

Are you giving feedback on behalf of an organisation?

No – these are my own personal views

Would you like to make a verbal submission?

No thanks

Which option do you prefer?

Option 2: lift the speed limit back up to 80km/h

Tell us your reasons

It's a safe road that does not need to be limited to 60

**Cobham Drive Speed Limit Reduction Submissions received
17 March - 30 April 2025**

Date submitted Mar 31, 2025, 08:12 PM

Contribution ID 4564

Name Jayson

Are you giving feedback on behalf of an organisation?

No – these are my own personal views

Would you like to make a verbal submission?

No thanks

Which option do you prefer?

Option 2: lift the speed limit back up to 80km/h

Tell us your reasons

It will clear the traffic at peak hours. It is always packed all around the hospital.

**Cobham Drive Speed Limit Reduction Submissions received
17 March - 30 April 2025**

Date submitted Mar 31, 2025, 07:26 PM

Contribution ID 4563

Name Seth Gillies

Are you giving feedback on behalf of an organisation?

No – these are my own personal views

Would you like to make a verbal submission?

No thanks

Which option do you prefer?

Option 2: lift the speed limit back up to 80km/h

Tell us your reasons

Cobham Drive was designed as an expressway to allow commuters to reach their destinations quickly and efficiently.

**Cobham Drive Speed Limit Reduction Submissions received
17 March - 30 April 2025**

Date submitted Mar 31, 2025, 06:56 PM

Contribution ID 4561

Name Azurehaze

Are you giving feedback on behalf of an organisation?

No – these are my own personal views

Would you like to make a verbal submission?

No thanks

Which option do you prefer?

Option 2: lift the speed limit back up to 80km/h

Tell us your reasons

**Cobham Drive Speed Limit Reduction Submissions received
17 March - 30 April 2025**

Date submitted Mar 31, 2025, 06:52 PM

Contribution ID 4560

Name Bruce Dennis

Are you giving feedback on behalf of an organisation?

No – these are my own personal views

Would you like to make a verbal submission?

No thanks

Which option do you prefer?

Option 2: lift the speed limit back up to 80km/h

Tell us your reasons

It's an expressway, not a suburban street. Virtually nobody keeps to 60kmh on it anyway, and those who do, if there's a lot of traffic..and I've seen it happen a number of times, cause other motorists to take undue risks with their driving (not their fault of course..but..)

**Cobham Drive Speed Limit Reduction Submissions received
17 March - 30 April 2025**

Date submitted Mar 31, 2025, 06:42 PM

Contribution ID 4559

Name Maylene Ross

Are you giving feedback on behalf of an organisation?

No – these are my own personal views

Would you like to make a verbal submission?

No thanks

Which option do you prefer?

Option 2: lift the speed limit back up to 80km/h

Tell us your reasons

There are no roads or driveway access on this stretch of road except the road merging from Grantham St heading South. There are now warnings on this side road.

No one goes 60km/hr and I have even had motorists toot there horn when going the speed limit.

Even 70km/hr would be better that the current 60km/hr

**Cobham Drive Speed Limit Reduction Submissions received
17 March - 30 April 2025**

Date submitted Mar 31, 2025, 06:25 PM

Contribution ID 4558

Name Mark Vincent

Are you giving feedback on behalf of an organisation?

No – these are my own personal views

Would you like to make a verbal submission?

No thanks

Which option do you prefer?

Option 2: lift the speed limit back up to 80km/h

Tell us your reasons

My reasoning is, this road has no road coming off it, is a well maintained good width Road, there are no footpath along the side of this road. 80 km/h seems like an appropriate speed for a road of nature

**Cobham Drive Speed Limit Reduction Submissions received
17 March - 30 April 2025**

Date submitted Mar 31, 2025, 06:08 PM

Contribution ID 4557

Name Allan Mark

Are you giving feedback on behalf of an organisation?

No – these are my own personal views

Would you like to make a verbal submission?

No thanks

Which option do you prefer?

Option 2: lift the speed limit back up to 80km/h

Tell us your reasons

60kph is far too slow for this stretch of road, 80kph is very realistic no one takes the 60kph limit seriously at present because it's needlessly slow.

**Cobham Drive Speed Limit Reduction Submissions received
17 March - 30 April 2025**

Date submitted Mar 31, 2025, 06:08 PM

Contribution ID 4556

Name SAJU PARAYIL

Are you giving feedback on behalf of an organisation?

No – these are my own personal views

Would you like to make a verbal submission?

No thanks

Which option do you prefer?

Option 2: lift the speed limit back up to 80km/h

Tell us your reasons

**Cobham Drive Speed Limit Reduction Submissions received
17 March - 30 April 2025**

Date submitted Mar 31, 2025, 05:36 PM

Contribution ID 4555

Name Elisabeth McAdam

Are you giving feedback on behalf of an organisation?

No – these are my own personal views

Would you like to make a verbal submission?

No thanks

Which option do you prefer?

Option 2: lift the speed limit back up to 80km/h

Tell us your reasons

Of not 80km/hr, can we bring it up to 70km/h? Most people drive that section at that speed anyway. Accidents are caused by impatient drivers winding in and out of traffic!

**Cobham Drive Speed Limit Reduction Submissions received
17 March - 30 April 2025**

Date submitted Mar 31, 2025, 04:51 PM

Contribution ID 4554

Name Fynn Curry

Are you giving feedback on behalf of an organisation?

No – these are my own personal views

Would you like to make a verbal submission?

No thanks

Which option do you prefer?

Option 2: lift the speed limit back up to 80km/h

Tell us your reasons

The road is not close to any residential streets and it has been built to an 80km/h standard

**Cobham Drive Speed Limit Reduction Submissions received
17 March - 30 April 2025**

Date submitted Mar 31, 2025, 04:25 PM

Contribution ID 4553

Name Harman

Are you giving feedback on behalf of an organisation?

No – these are my own personal views

Would you like to make a verbal submission?

No thanks

Which option do you prefer?

Option 2: lift the speed limit back up to 80km/h

Tell us your reasons

**Cobham Drive Speed Limit Reduction Submissions received
17 March - 30 April 2025**

Date submitted Mar 31, 2025, 03:58 PM

Contribution ID 4552

Name Penny Baxter

Are you giving feedback on behalf of an organisation?

No – these are my own personal views

Would you like to make a verbal submission?

No thanks

Which option do you prefer?

Option 2: lift the speed limit back up to 80km/h

Tell us your reasons

I would like a 3rd option. I think a good compromise would be to set the limit to 70km as 80km is definitely too fast for parts of this road but 60km is too slow for other areas. Why not go for the medium. Or have varying speeds for different sections. 60 for the higher risk areas like coming up to the roundabout on Tristram St and then 80 elsewhere

**Cobham Drive Speed Limit Reduction Submissions received
17 March - 30 April 2025**

Date submitted Mar 31, 2025, 02:39 PM

Contribution ID 4551

Name Nicola Lye

Are you giving feedback on behalf of an organisation?

No – these are my own personal views

Would you like to make a verbal submission?

No thanks

Which option do you prefer?

Option 2: lift the speed limit back up to 80km/h

Tell us your reasons

The road can support a higher speed limit; there are no houses or pedestrians near the road. I think changing the limit to 70km/h would be a reasonable compromise.

**Cobham Drive Speed Limit Reduction Submissions received
17 March - 30 April 2025**

Date submitted Mar 31, 2025, 02:05 PM

Contribution ID 4550

Name Sanjaya Abeysinghe

Are you giving feedback on behalf of an organisation?

No – these are my own personal views

Would you like to make a verbal submission?

No thanks

Which option do you prefer?

Option 1: keep the existing lower 60kmh speed limit

Tell us your reasons

This is adequate for this stretch of the road and 80kmph may increase the risk of Accidents given the dangerous corners in particular. The data is clear

**Cobham Drive Speed Limit Reduction Submissions received
17 March - 30 April 2025**

Date submitted Mar 31, 2025, 01:41 PM

Contribution ID 4549

Name Bob

Are you giving feedback on behalf of an organisation?

No – these are my own personal views

Would you like to make a verbal submission?

No thanks

Which option do you prefer?

Option 2: lift the speed limit back up to 80km/h

Tell us your reasons

Fast goid

**Cobham Drive Speed Limit Reduction Submissions received
17 March - 30 April 2025**

Date submitted Mar 31, 2025, 01:16 PM

Contribution ID 4548

Name Pearlie Chan

Are you giving feedback on behalf of an organisation?

No – these are my own personal views

Would you like to make a verbal submission?

No thanks

Which option do you prefer?

Option 1: keep the existing lower 60kmh speed limit

Tell us your reasons

I think 60kmh speed limit is safer. I have seen many people crash their cars and have noticed the crash has reduced since the change to 60. Lots of cyclists and pedestrians on that road.

**Cobham Drive Speed Limit Reduction Submissions received
17 March - 30 April 2025**

Date submitted Mar 31, 2025, 12:53 PM

Contribution ID 4546

Name Bridget Carden

Are you giving feedback on behalf of an organisation?

No – these are my own personal views

Would you like to make a verbal submission?

No thanks

Which option do you prefer?

Option 1: keep the existing lower 60kmh speed limit

Tell us your reasons

I think 60km/h is more appropriate and safer for all.

**Cobham Drive Speed Limit Reduction Submissions received
17 March - 30 April 2025**

Date submitted Mar 31, 2025, 12:25 PM

Contribution ID 4544

Name Ashlee

Are you giving feedback on behalf of an organisation?

No – these are my own personal views

Would you like to make a verbal submission?

No thanks

Which option do you prefer?

Option 2: lift the speed limit back up to 80km/h

Tell us your reasons

people speed through that path. I believe to reduce traffic and build up by the gardens in the morning we need to reduce back up here

**Cobham Drive Speed Limit Reduction Submissions received
17 March - 30 April 2025**

Date submitted Mar 31, 2025, 12:23 PM

Contribution ID 4543

Name Kane simek

Are you giving feedback on behalf of an organisation?

No – these are my own personal views

Would you like to make a verbal submission?

No thanks

Which option do you prefer?

Option 2: lift the speed limit back up to 80km/h

Tell us your reasons

But disruptive changing between speed limits these days. 70km might be a good compromise

**Cobham Drive Speed Limit Reduction Submissions received
17 March - 30 April 2025**

Date submitted Mar 31, 2025, 12:06 PM

Contribution ID 4542

Name Basil Swart

Are you giving feedback on behalf of an organisation?

No – these are my own personal views

Would you like to make a verbal submission?

Which option do you prefer?

Option 2: lift the speed limit back up to 80km/h

Tell us your reasons

1. Since the speed limit drop to 60kph, I have NOT seen an enforcement vehicle, camera, radar weilding person on either side of that area EVER!!! This just shown the asinine thinking that a board is going to keep people from doing the old 80kph.
2. Driving along at 60kph is actually quite disconcerting as one is tailgated, overtaken then cut off or brake checked - admittadly not all the time, but more often than not.
3. Fix the drainage at the lowest point of the S curves, so that people don't have to slam on brakes causing a hazrd or go aquaplaning again, causing a hazard when there is rain.
4. Enforce the speed limit - whatever it is.

**Cobham Drive Speed Limit Reduction Submissions received
17 March - 30 April 2025**

Date submitted Mar 31, 2025, 10:34 AM

Contribution ID 4541

Name Paul Bradley

Are you giving feedback on behalf of an organisation?

No – these are my own personal views

Would you like to make a verbal submission?

No thanks

Which option do you prefer?

Option 1: keep the existing lower 60kmh speed limit

Tell us your reasons

You can't argue with the data - 70% crash reduction.

The only argument for increasing it is to save time on journeys, but that would be a negligible amount over this stretch of road.

**Cobham Drive Speed Limit Reduction Submissions received
17 March - 30 April 2025**

Date submitted Mar 31, 2025, 10:14 AM

Contribution ID 4540

Name Jesse

Are you giving feedback on behalf of an organisation?

No – these are my own personal views

Would you like to make a verbal submission?

No thanks

Which option do you prefer?

Option 2: lift the speed limit back up to 80km/h

Tell us your reasons

The intersections around there make it very slow in peak times as it is, faster speed limit will help but work on the intersections and make them flow better too

**Cobham Drive Speed Limit Reduction Submissions received
17 March - 30 April 2025**

Date submitted Mar 31, 2025, 09:14 AM

Contribution ID 4539

Name Bil Ironmonger

Are you giving feedback on behalf of an organisation?

No – these are my own personal views

Would you like to make a verbal submission?

No thanks

Which option do you prefer?

Option 1: keep the existing lower 60kmh speed limit

Tell us your reasons

**Cobham Drive Speed Limit Reduction Submissions received
17 March - 30 April 2025**

Date submitted Mar 31, 2025, 09:05 AM

Contribution ID 4537

Name Brad Sayer

Are you giving feedback on behalf of an organisation?

No – these are my own personal views

Would you like to make a verbal submission?

No thanks

Which option do you prefer?

Option 2: lift the speed limit back up to 80km/h

Tell us your reasons

No residential properties are bordering this stretch of double-lane road, and most traffic still goes well over 70 km/hr anyway.

**Cobham Drive Speed Limit Reduction Submissions received
17 March - 30 April 2025**

Date submitted Mar 31, 2025, 09:00 AM

Contribution ID 4536

Name Grayson

Are you giving feedback on behalf of an organisation?

No – these are my own personal views

Would you like to make a verbal submission?

No thanks

Which option do you prefer?

Option 1: keep the existing lower 60kmh speed limit

Tell us your reasons

People constantly speed into the Clarence st roundabout. 60km/h is also just objectively safer

**Cobham Drive Speed Limit Reduction Submissions received
17 March - 30 April 2025**

Date submitted Mar 31, 2025, 08:55 AM

Contribution ID 4535

Name Allan Robinson

Are you giving feedback on behalf of an organisation?

No – these are my own personal views

Would you like to make a verbal submission?

No thanks

Which option do you prefer?

Option 1: keep the existing lower 60kmh speed limit

Tell us your reasons

I am particularly concerned about entering Gate 1 at Hamilton gardens using the round about. Presently cars race into the round about not expecting to give way. The raising of the speed limit will make this more risky.

**Cobham Drive Speed Limit Reduction Submissions received
17 March - 30 April 2025**

Date submitted Mar 31, 2025, 08:43 AM

Contribution ID 4534

Name Zoe Smith

Are you giving feedback on behalf of an organisation?

No – these are my own personal views

Would you like to make a verbal submission?

No thanks

Which option do you prefer?

Option 1: keep the existing lower 60kmh speed limit

Tell us your reasons

**Cobham Drive Speed Limit Reduction Submissions received
17 March - 30 April 2025**

Date submitted Mar 31, 2025, 08:39 AM

Contribution ID 4533

Name Hannah

Are you giving feedback on behalf of an organisation?

No – these are my own personal views

Would you like to make a verbal submission?

No thanks

Which option do you prefer?

Option 1: keep the existing lower 60kmh speed limit

Tell us your reasons

I used to drive this road a lot when I lived in Peacocke and it's always been difficult to gauge where the traffic might be backed up to at peak traffic times, especially on the corners from the Clarence St Pack 'n' Save roundabout to the lights. I think 60kmh is a safer speed for negotiating what can sometimes be a heavily congested road.

**Cobham Drive Speed Limit Reduction Submissions received
17 March - 30 April 2025**

Date submitted Mar 31, 2025, 08:38 AM

Contribution ID 4532

Name Jethro Price-Johnson

Are you giving feedback on behalf of an organisation?

No – these are my own personal views

Would you like to make a verbal submission?

No thanks

Which option do you prefer?

Option 1: keep the existing lower 60kmh speed limit

Tell us your reasons

Save money and safer

**Cobham Drive Speed Limit Reduction Submissions received
17 March - 30 April 2025**

Date submitted Mar 31, 2025, 08:22 AM

Contribution ID 4531

Name Alina Bleaken

Are you giving feedback on behalf of an organisation?

No – these are my own personal views

Would you like to make a verbal submission?

No thanks

Which option do you prefer?

Option 2: lift the speed limit back up to 80km/h

Tell us your reasons

**Cobham Drive Speed Limit Reduction Submissions received
17 March - 30 April 2025**

Date submitted Mar 31, 2025, 08:16 AM

Contribution ID 4530

Name Anton Percy

Are you giving feedback on behalf of an organisation?

No – these are my own personal views

Would you like to make a verbal submission?

No thanks

Which option do you prefer?

Option 2: lift the speed limit back up to 80km/h

Tell us your reasons

It's a safe road so should be at 80 km/h

**Cobham Drive Speed Limit Reduction Submissions received
17 March - 30 April 2025**

Date submitted Mar 30, 2025, 10:43 PM

Contribution ID 4527

Name Amith

Are you giving feedback on behalf of an organisation?

No – these are my own personal views

Would you like to make a verbal submission?

No thanks

Which option do you prefer?

Option 2: lift the speed limit back up to 80km/h

Tell us your reasons

To improve transportation

**Cobham Drive Speed Limit Reduction Submissions received
17 March - 30 April 2025**

Date submitted Mar 30, 2025, 10:00 PM

Contribution ID 4526

Name Peter Hill

Are you giving feedback on behalf of an organisation?

No – these are my own personal views

Would you like to make a verbal submission?

Which option do you prefer?

Option 1: keep the existing lower 60kmh speed limit

Tell us your reasons

Safety.

Cost of changing back to 80

Central govt overreach

Central govt ideology in favour of business interests over public safety

Absurd central govt claim that NZ businesses will become more efficient with faster driving

**Cobham Drive Speed Limit Reduction Submissions received
17 March - 30 April 2025**

Date submitted Mar 30, 2025, 09:25 PM

Contribution ID 4525

Name Phil Jerome

Are you giving feedback on behalf of an organisation?

No – these are my own personal views

Would you like to make a verbal submission?

No thanks

Which option do you prefer?

Option 2: lift the speed limit back up to 80km/h

Tell us your reasons

I think the current 60km speed limit is unnecessary.

**Cobham Drive Speed Limit Reduction Submissions received
17 March - 30 April 2025**

Date submitted Mar 30, 2025, 09:19 PM

Contribution ID 4524

Name Jessamae Hampson

Are you giving feedback on behalf of an organisation?

No – these are my own personal views

Would you like to make a verbal submission?

No thanks

Which option do you prefer?

Option 2: lift the speed limit back up to 80km/h

Tell us your reasons

**Cobham Drive Speed Limit Reduction Submissions received
17 March - 30 April 2025**

Date submitted Mar 30, 2025, 09:01 PM

Contribution ID 4523

Name Max

Are you giving feedback on behalf of an organisation?

No – these are my own personal views

Would you like to make a verbal submission?

No thanks

Which option do you prefer?

Option 2: lift the speed limit back up to 80km/h

Tell us your reasons

The road is safe, each side is separated and people who drive significantly above 80k are usually not the ones that obry by rules anyway.

**Cobham Drive Speed Limit Reduction Submissions received
17 March - 30 April 2025**

Date submitted Mar 30, 2025, 08:54 PM

Contribution ID 4522

Name Rochelle pepper

Are you giving feedback on behalf of an organisation?

No – these are my own personal views

Would you like to make a verbal submission?

No thanks

Which option do you prefer?

Option 1: keep the existing lower 60kmh speed limit

Tell us your reasons

Safer. Less stressful.

**Cobham Drive Speed Limit Reduction Submissions received
17 March - 30 April 2025**

Date submitted Mar 30, 2025, 08:37 PM

Contribution ID 4521

Name Devon Reece

Are you giving feedback on behalf of an organisation?

No – these are my own personal views

Would you like to make a verbal submission?

No thanks

Which option do you prefer?

Option 2: lift the speed limit back up to 80km/h

Tell us your reasons

I haven't seen many follow the speed limit of 60kmh. Granted I don't drive during rush hour

**Cobham Drive Speed Limit Reduction Submissions received
17 March - 30 April 2025**

Date submitted Mar 30, 2025, 08:23 PM

Contribution ID 4520

Name Becca

Are you giving feedback on behalf of an organisation?

No – these are my own personal views

Would you like to make a verbal submission?

No thanks

Which option do you prefer?

Option 2: lift the speed limit back up to 80km/h

Tell us your reasons

Most people I see driving along that road are already doing 80kms.

Keeping it at a lower speed level means more people getting annoyed at "slow drivers" who are simply doing the speed limit.

Plus going 60kms along that road is the equivalent of having a quiet street set at like 20kms, it feels pointless and as if you're slowing down to increase safety when there's barely any pedestrians to be concerned for.

Another thing is that during peak traffic times, the cars along there tend to slow down anyways due to the higher influx of people on the road

**Cobham Drive Speed Limit Reduction Submissions received
17 March - 30 April 2025**

Date submitted Mar 30, 2025, 06:41 PM

Contribution ID 4518

Name Graeme Ward

Are you giving feedback on behalf of an organisation?

No – these are my own personal views

Would you like to make a verbal submission?

No thanks

Which option do you prefer?

Option 2: lift the speed limit back up to 80km/h

Tell us your reasons

**Cobham Drive Speed Limit Reduction Submissions received
17 March - 30 April 2025**

Date submitted Mar 30, 2025, 06:38 PM

Contribution ID 4517

Name Bruce irving

Are you giving feedback on behalf of an organisation?

Would you like to make a verbal submission?

No thanks

Which option do you prefer?

Option 2: lift the speed limit back up to 80km/h

Tell us your reasons

The 60kmh is probably a little slow and the the alternative of 80km/k is a little fast. My preference is for the speed limit to be lifted to 70km/h.

**Cobham Drive Speed Limit Reduction Submissions received
17 March - 30 April 2025**

Date submitted Mar 30, 2025, 04:27 PM

Contribution ID 4515

Name Anjaly

Are you giving feedback on behalf of an organisation?

No – these are my own personal views

Would you like to make a verbal submission?

No thanks

Which option do you prefer?

Option 2: lift the speed limit back up to 80km/h

Tell us your reasons

Unnecessary slow downs with 60 km/hr speed. It is a good road and avoids unnecessary traffic if the speed is 80km/hr

**Cobham Drive Speed Limit Reduction Submissions received
17 March - 30 April 2025**

Date submitted Mar 30, 2025, 03:53 PM

Contribution ID 4513

Name Paige Wassenaar

Are you giving feedback on behalf of an organisation?

No – these are my own personal views

Would you like to make a verbal submission?

No thanks

Which option do you prefer?

Option 2: lift the speed limit back up to 80km/h

Tell us your reasons

Everyone goes 80km/h anyway, may as well make it the legal limit. There is no reason for it to be 60km/h, its far too slow for that stretch of road.

**Cobham Drive Speed Limit Reduction Submissions received
17 March - 30 April 2025**

Date submitted Mar 30, 2025, 03:44 PM

Contribution ID 4512

Name Ruby Boon

Are you giving feedback on behalf of an organisation?

No – these are my own personal views

Would you like to make a verbal submission?

No thanks

Which option do you prefer?

Option 2: lift the speed limit back up to 80km/h

Tell us your reasons

it is a safe stretch of road where you can safely go faster with 2 sets of lanes. It is not a residential area and has a low pedestrian population.

**Cobham Drive Speed Limit Reduction Submissions received
17 March - 30 April 2025**

Date submitted Mar 30, 2025, 03:44 PM

Contribution ID 4511

Name Georgina

Are you giving feedback on behalf of an organisation?

No – these are my own personal views

Would you like to make a verbal submission?

No thanks

Which option do you prefer?

Option 1: keep the existing lower 60kmh speed limit

Tell us your reasons

Much safer at the lower speed limit. Driving is less aggressive now

**Cobham Drive Speed Limit Reduction Submissions received
17 March - 30 April 2025**

Date submitted Mar 30, 2025, 03:30 PM

Contribution ID 4510

Name Neha Shiju

Are you giving feedback on behalf of an organisation?

No – these are my own personal views

Would you like to make a verbal submission?

No thanks

Which option do you prefer?

Option 2: lift the speed limit back up to 80km/h

Tell us your reasons

**Cobham Drive Speed Limit Reduction Submissions received
17 March - 30 April 2025**

Date submitted Mar 30, 2025, 03:14 PM

Contribution ID 4509

Name Adine

Are you giving feedback on behalf of an organisation?

No – these are my own personal views

Would you like to make a verbal submission?

No thanks

Which option do you prefer?

Option 2: lift the speed limit back up to 80km/h

Tell us your reasons

There is not many places in Hamilton that have a higher than 50 speed limit. Like Wairere Drive this road has a lot of traffic and with a higher speed limit this would reduce the amount of congestion. People tend to go higher than 60 because it is a safe stretch of road where you can go that little bit faster especially with two lanes.

**Cobham Drive Speed Limit Reduction Submissions received
17 March - 30 April 2025**

Date submitted Mar 30, 2025, 01:45 PM

Contribution ID 4508

Name Fran

Are you giving feedback on behalf of an organisation?

No – these are my own personal views

Would you like to make a verbal submission?

No thanks

Which option do you prefer?

Option 1: keep the existing lower 60kmh speed limit

Tell us your reasons

Safer to travel at the lower speed limit.

Costly to change the speed limit, waste of funds.

**Cobham Drive Speed Limit Reduction Submissions received
17 March - 30 April 2025**

Date submitted Mar 30, 2025, 01:20 PM

Contribution ID 4507

Name Laura

Are you giving feedback on behalf of an organisation?

No – these are my own personal views

Would you like to make a verbal submission?

No thanks

Which option do you prefer?

Option 2: lift the speed limit back up to 80km/h

Tell us your reasons

There are no Residential property's to prohibit a faster speed.

**Cobham Drive Speed Limit Reduction Submissions received
17 March - 30 April 2025**

Date submitted Mar 30, 2025, 12:39 PM

Contribution ID 4506

Name Karen Singers

Are you giving feedback on behalf of an organisation?

No – these are my own personal views

Would you like to make a verbal submission?

No thanks

Which option do you prefer?

Option 2: lift the speed limit back up to 80km/h

Tell us your reasons

I drive this every day for 20 years. Never seen any incidents or impacts from 80km speed limit. There is a close alternative route for bikers and walkers. Should never have been changed.

**Cobham Drive Speed Limit Reduction Submissions received
17 March - 30 April 2025**

Date submitted Mar 30, 2025, 12:03 PM

Contribution ID 4505

Name Caren Yaprak

Are you giving feedback on behalf of an organisation?

No – these are my own personal views

Would you like to make a verbal submission?

Which option do you prefer?

Option 2: lift the speed limit back up to 80km/h

Tell us your reasons

60 is too slow for this road. The road is wide. Median barrier etc. should be 80 again.

**Cobham Drive Speed Limit Reduction Submissions received
17 March - 30 April 2025**

Date submitted Mar 30, 2025, 11:23 AM

Contribution ID 4504

Name Jonathan Nicholson

Are you giving feedback on behalf of an organisation?

No – these are my own personal views

Would you like to make a verbal submission?

No thanks

Which option do you prefer?

Option 2: lift the speed limit back up to 80km/h

Tell us your reasons

I travel this road everyday, and I still believe it was dumb to change the speed down to 60 to begin with.

**Cobham Drive Speed Limit Reduction Submissions received
17 March - 30 April 2025**

Date submitted Mar 30, 2025, 11:20 AM

Contribution ID 4503

Name Tracy Wilde

Are you giving feedback on behalf of an organisation?

No – these are my own personal views

Would you like to make a verbal submission?

No thanks

Which option do you prefer?

Option 1: keep the existing lower 60kmh speed limit

Tell us your reasons

This is a busy road with high levels of congestion and limited forward visibility. I see no advantage in raising the speed limit and potential harm from raising it. Very little travel time to be gained on a short stretch of road.

**Cobham Drive Speed Limit Reduction Submissions received
17 March - 30 April 2025**

Date submitted Mar 30, 2025, 11:19 AM

Contribution ID 4502

Name Andrew Wilde

Are you giving feedback on behalf of an organisation?

No – these are my own personal views

Would you like to make a verbal submission?

No thanks

Which option do you prefer?

Option 1: keep the existing lower 60kmh speed limit

Tell us your reasons

I'm an Emergency Physician at the hospital. The lower limit is safer and decreases the risk of severe injury if there is an accident especially when queues are present. Also relatively short section of road so increasing speed will not make a substantial difference on travel times

**Cobham Drive Speed Limit Reduction Submissions received
17 March - 30 April 2025**

Date submitted Mar 30, 2025, 10:54 AM

Contribution ID 4501

Name Chris Saju

Are you giving feedback on behalf of an organisation?

No – these are my own personal views

Would you like to make a verbal submission?

No thanks

Which option do you prefer?

Option 2: lift the speed limit back up to 80km/h

Tell us your reasons

It's a wide road which is a functional 80kmh road.

**Cobham Drive Speed Limit Reduction Submissions received
17 March - 30 April 2025**

Date submitted Mar 30, 2025, 10:43 AM

Contribution ID 4499

Name DAVID Chamberlain

Are you giving feedback on behalf of an organisation?

No – these are my own personal views

Would you like to make a verbal submission?

No thanks

Which option do you prefer?

Option 2: lift the speed limit back up to 80km/h

Tell us your reasons

we were never consulted on reducing the speed limit in the first place

**Cobham Drive Speed Limit Reduction Submissions received
17 March - 30 April 2025**

Date submitted Mar 30, 2025, 09:55 AM

Contribution ID 4497

Name Johnson Rosemary

Are you giving feedback on behalf of an organisation?

No – these are my own personal views

Would you like to make a verbal submission?

No thanks

Which option do you prefer?

Option 2: lift the speed limit back up to 80km/h

Tell us your reasons

Safe driving to the conditions and traffic volume allowing 80km/hr choice for drivers.

**Cobham Drive Speed Limit Reduction Submissions received
17 March - 30 April 2025**

Date submitted Mar 30, 2025, 09:44 AM

Contribution ID 4496

Name Nimmy mathew

Are you giving feedback on behalf of an organisation?

No – these are my own personal views

Would you like to make a verbal submission?

No thanks

Which option do you prefer?

Option 2: lift the speed limit back up to 80km/h

Tell us your reasons

**Cobham Drive Speed Limit Reduction Submissions received
17 March - 30 April 2025**

Date submitted Mar 30, 2025, 08:40 AM

Contribution ID 4495

Name Lucy Ogden

Are you giving feedback on behalf of an organisation?

No – these are my own personal views

Would you like to make a verbal submission?

No thanks

Which option do you prefer?

Option 2: lift the speed limit back up to 80km/h

Tell us your reasons

**Cobham Drive Speed Limit Reduction Submissions received
17 March - 30 April 2025**

Date submitted Mar 30, 2025, 08:13 AM

Contribution ID 4494

Name Johnson

Are you giving feedback on behalf of an organisation?

No – these are my own personal views

Would you like to make a verbal submission?

No thanks

Which option do you prefer?

Option 2: lift the speed limit back up to 80km/h

Tell us your reasons

I have been a Hamilton resident for over 24 years and have had no issue when it was 80kmh. Please change it back.

**Cobham Drive Speed Limit Reduction Submissions received
17 March - 30 April 2025**

Date submitted Mar 30, 2025, 07:47 AM

Contribution ID 4493

Name Simon burrows

Are you giving feedback on behalf of an organisation?

No – these are my own personal views

Would you like to make a verbal submission?

No thanks

Which option do you prefer?

Option 2: lift the speed limit back up to 80km/h

Tell us your reasons

It's a duel lane road with both side separated by a divider. Bike and pedestrians have the river path adjacent to it so are not competing with cars for the same space.

**Cobham Drive Speed Limit Reduction Submissions received
17 March - 30 April 2025**

Date submitted Mar 30, 2025, 07:45 AM

Contribution ID 4492

Name Selena Batt

Are you giving feedback on behalf of an organisation?

No – these are my own personal views

Would you like to make a verbal submission?

No thanks

Which option do you prefer?

Option 2: lift the speed limit back up to 80km/h

Tell us your reasons

It was much better when it was 80km, it doesn't have a school or foot traffic so it is safe enough to be 80kms, most people who use this stretch of road continue to drive it at 80kms.

**Cobham Drive Speed Limit Reduction Submissions received
17 March - 30 April 2025**

Date submitted Mar 29, 2025, 10:19 PM

Contribution ID 4490

Name Hannah

Are you giving feedback on behalf of an organisation?

No – these are my own personal views

Would you like to make a verbal submission?

No thanks

Which option do you prefer?

Option 1: keep the existing lower 60kmh speed limit

Tell us your reasons

The speed limit should be kept at 60 km/h. The 80 km/h limit is too fast for a city road. The road has blind corners and it would be dangerous to drive at 80 km/h.

The evidence shows a reduction in crashes since the speed limit was lowered. Raising the limit is therefore dangerous and risks people's lives. It is a small section of road and any time saved by the faster speed limit would be negligible days now worth the risk to people's lives.

**Cobham Drive Speed Limit Reduction Submissions received
17 March - 30 April 2025**

Date submitted Mar 29, 2025, 10:06 PM

Contribution ID 4489

Name Paul richman

Are you giving feedback on behalf of an organisation?

No – these are my own personal views

Would you like to make a verbal submission?

No thanks

Which option do you prefer?

Option 2: lift the speed limit back up to 80km/h

Tell us your reasons

The piece of road in question is perfectly safe for an 80kph limit

**Cobham Drive Speed Limit Reduction Submissions received
17 March - 30 April 2025**

Date submitted Mar 29, 2025, 10:01 PM

Contribution ID 4488

Name David Manson

Are you giving feedback on behalf of an organisation?

No – these are my own personal views

Would you like to make a verbal submission?

No thanks

Which option do you prefer?

Option 2: lift the speed limit back up to 80km/h

Tell us your reasons

I drive this section of Cobham drive every day and there is absolutely no reason for the speed limit reduction to 60k. That stretch of road was designed for 80k.

**Cobham Drive Speed Limit Reduction Submissions received
17 March - 30 April 2025**

Date submitted Mar 29, 2025, 07:22 PM

Contribution ID 4487

Name Carol McKendry

Are you giving feedback on behalf of an organisation?

No – these are my own personal views

Would you like to make a verbal submission?

No thanks

Which option do you prefer?

Option 2: lift the speed limit back up to 80km/h

Tell us your reasons

**Cobham Drive Speed Limit Reduction Submissions received
17 March - 30 April 2025**

Date submitted Mar 29, 2025, 07:16 PM

Contribution ID 4486

Name FirstName LastName

Are you giving feedback on behalf of an organisation?

No – these are my own personal views

Would you like to make a verbal submission?

No thanks

Which option do you prefer?

Option 2: lift the speed limit back up to 80km/h

Tell us your reasons

I see no reason for the speed to have been lowered to 60kph in the first place, as the road is wide, has a central barrier including an outside one on the west side, and the distance on the east side from the road to the path is far enough that I see no reason why the road should not be increased back to 80kph. Additionally, if part of the worry about the speed increase includes pedestrians on the east side, installing a barrier on the outside of the road would not be difficult or time-intensive. On top of these points, I have personally noticed very little change in the average speed traveled along this road since the change in speed limit. Those who proceed to travel at the posted 60kph limit seem to cause more problems than those who continue to travel at the previous speed limit. As it has also been proven that speed variance is more dangerous than a group of traffic travelling over the posted speed limit. Additionally, by increasing the limit, you reduce the percentage of traffic travelling over the limit. A study performed by the University of Buffalo found that by increasing the speed limit from 55mph to 65mph, the percentage of people travelling over the limit decreased from 39% to just 8%

Please see attached.

Speed Kills, But on Interstates, Speed Variance Is More Deadly

[By John DellaConrada](#)

BUFFALO, N.Y. -- Texas recently raised the speed limit on a portion of its interstate highway to 80 mph. Based on the mantra "Speed Kills," fatalities on that West Texas roadway should climb.

"Not so fast," say emergency medicine researchers in the Center for Transportation Injury Research and Calspan University at Buffalo Research Center (CUBRC).

"'Variance Kills,' would be a more accurate slogan."

The difference in speeds, or "variance," among vehicles traveling on the same roadway, plus the difference between the posted speed and what is known as "design speed" increases the risk of accidents, not speeds alone, they reported recently at the American College of Emergency Physicians' Research Forum in New Orleans.

The research suggests that consideration should be given to setting speed limits based on topography -- rather than having one standard speed limit -- for stretches of interstate highways outside of high-population areas.

Design speed refers to the maximum speed a vehicle can maintain safely based on conditions and the road's topography: A curved road would have a lower design speed than a straight road, and a flat road would have a higher design speed than a hilly road.

"If the roadway's design and weather conditions allow cars to travel safely at 80, but the posted speed is 55, some people will observe the speed limit, while some will drive at 75 or 80," said Dietrich Jehle, M.D., associate professor of emergency medicine in the UB School of Medicine and Biomedical Sciences, and first author on the study.

"In that situation there will be a lot of weaving in and out of traffic, more crashes and more fatalities," noted Jehle, who also is director of emergency services at Erie County Medical Center in Buffalo.

"But when the speed limit is 65 on a roadway with design speed of 80, some people will drive at 62 and some will drive at 75 or 80," he continued. "When all cars are traveling at fairly similar speeds, there is less variance and fewer accidents."

The study was based on the number of fatalities and vehicle miles traveled on individual roadways extracted from New York State Department of Transportation reports.

Absolute mortality decreased by 28.3 percent on the New York State Thruway, the primary focus of the study, when the speed limit was raised from 55 miles per hour to 65 miles per hour., the study found. Adjusted for vehicle miles traveled, there was a 42.5 percent decrease in mortality.

Supporting the importance of speed variance in fatalities, the percentage of traffic traveling more than 10 miles over the speed limit dropped from 39 percent to 8 percent when the speed limit increased from 55 mph to 65 mph on the Thruway, results showed. Total accident rates and injury rates also declined slightly. Over this same time period, traffic volume on New York State interstates increased by 13 percent.

To control for improvements in auto design over the time period studied, which may have made cars safer, the researchers also studied fatalities on major roads where the speed limit did not change. On those roads, fatalities increased 20.7 percent during the three years after the speed limit was raised on interstates.

Drivers on New York interstates apparently are not vigilant about design speed, however. On flat roads, mortality dropped by 30.2 percent after the speed limit increased, but on mountainous roads mortality increased by 17.6 percent.

Jehle noted that in individual crashes, the faster the vehicles are traveling the greater the fatality rate, whereas speed variance increases overall fatality rates.

"The message here for those responsible for highway safety is that factors other than absolute speed are important," said Jehle, "Variance in speed and road topography both play a major role in crash fatalities on interstate highways.

"Given these findings, it might be a good idea to set speed limits based on topography on stretches of interstates outside of high population areas, rather than having one standard speed limit," said Jehle.

Sarah Connolly, M.D., an emergency medicine resident, and Michael Godzala, UB medical student, also contributed to the study.

The research was supported by a grant from the Federal Highway Administration.

The University at Buffalo is a premier research-intensive public university, the largest and most comprehensive campus in the State University of New York. The School of Medicine and Biomedical Sciences is one of five schools that constitute UB's Academic Health Center.

Source: <https://www.buffalo.edu/news/releases/2006/10/8236.html?>

**Cobham Drive Speed Limit Reduction Submissions received
17 March - 30 April 2025**

Date submitted Mar 29, 2025, 04:55 PM

Contribution ID 4485

Name Max

Are you giving feedback on behalf of an organisation?

No – these are my own personal views

Would you like to make a verbal submission?

No thanks

Which option do you prefer?

Option 2: lift the speed limit back up to 80km/h

Tell us your reasons

60km way too slow, at least make it 70km c'mon

**Cobham Drive Speed Limit Reduction Submissions received
17 March - 30 April 2025**

Date submitted Mar 29, 2025, 04:41 PM

Contribution ID 4484

Name Teagan

Are you giving feedback on behalf of an organisation?

No – these are my own personal views

Would you like to make a verbal submission?

Which option do you prefer?

Option 2: lift the speed limit back up to 80km/h

Tell us your reasons

**Cobham Drive Speed Limit Reduction Submissions received
17 March - 30 April 2025**

Date submitted Mar 29, 2025, 04:40 PM

Contribution ID 4483

Name Steve Dixon

Are you giving feedback on behalf of an organisation?

No – these are my own personal views

Would you like to make a verbal submission?

No thanks

Which option do you prefer?

Option 2: lift the speed limit back up to 80km/h

Tell us your reasons

It shouldn't have been changed in the first place. Why slow the traffic down. There are no houses around that area.

**Cobham Drive Speed Limit Reduction Submissions received
17 March - 30 April 2025**

Date submitted Mar 29, 2025, 04:05 PM

Contribution ID 4482

Name Rupert D'Cruze

Are you giving feedback on behalf of an organisation?

No – these are my own personal views

Would you like to make a verbal submission?

No thanks

Which option do you prefer?

Option 1: keep the existing lower 60kmh speed limit

Tell us your reasons

Improvement in road safety as demonstrated by the reduced crash rate since the current 60kph limit was imposed.

**Cobham Drive Speed Limit Reduction Submissions received
17 March - 30 April 2025**

Date submitted Mar 29, 2025, 03:02 PM

Contribution ID 4481

Name Nina

Are you giving feedback on behalf of an organisation?

No – these are my own personal views

Would you like to make a verbal submission?

No thanks

Which option do you prefer?

Option 2: lift the speed limit back up to 80km/h

Tell us your reasons

No residential properties along that stretch of road.

80km is speed limit everyone (who uses that road regularly) is used to doing since wayy back.

It just makes sense to revert back to 80km/h

**Cobham Drive Speed Limit Reduction Submissions received
17 March - 30 April 2025**

Date submitted Mar 29, 2025, 02:50 PM

Contribution ID 4480

Name Chandrakanth

Are you giving feedback on behalf of an organisation?

No – these are my own personal views

Would you like to make a verbal submission?

No thanks

Which option do you prefer?

Option 2: lift the speed limit back up to 80km/h

Tell us your reasons

**Cobham Drive Speed Limit Reduction Submissions received
17 March - 30 April 2025**

Date submitted Mar 29, 2025, 02:31 PM

Contribution ID 4479

Name Kayla Kennedy

Are you giving feedback on behalf of an organisation?

No – these are my own personal views

Would you like to make a verbal submission?

No thanks

Which option do you prefer?

Option 2: lift the speed limit back up to 80km/h

Tell us your reasons

60km feels unnecessarily slow for this stretch of road.

**Cobham Drive Speed Limit Reduction Submissions received
17 March - 30 April 2025**

Date submitted Mar 29, 2025, 02:26 PM

Contribution ID 4478

Name Orion Edwards

Are you giving feedback on behalf of an organisation?

No – these are my own personal views

Would you like to make a verbal submission?

No thanks

Which option do you prefer?

Option 1: keep the existing lower 60kmh speed limit

Tell us your reasons

Practically, the road section is not long and it is busy. Raising the speed limit to 80kph will result in maybe 1-2 seconds reduction in travel time. Literally worthless in the grand scheme of things. But it will significantly increase risk, over time resulting in more accidents and injury, at large cost in terms of vehicle repairs and medical.

**Cobham Drive Speed Limit Reduction Submissions received
17 March - 30 April 2025**

Date submitted Mar 29, 2025, 12:14 PM

Contribution ID 4476

Name Lance Bauerfeind

Are you giving feedback on behalf of an organisation?

No – these are my own personal views

Would you like to make a verbal submission?

No thanks

Which option do you prefer?

Option 2: lift the speed limit back up to 80km/h

Tell us your reasons

**Cobham Drive Speed Limit Reduction Submissions received
17 March - 30 April 2025**

Date submitted Mar 29, 2025, 12:14 PM

Contribution ID 4475

Name Ashley

Are you giving feedback on behalf of an organisation?

Would you like to make a verbal submission?

No thanks

Which option do you prefer?

Option 2: lift the speed limit back up to 80km/h

Tell us your reasons

**Cobham Drive Speed Limit Reduction Submissions received
17 March - 30 April 2025**

Date submitted Mar 29, 2025, 10:36 AM

Contribution ID 4474

Name Jack Craig

Are you giving feedback on behalf of an organisation?

No – these are my own personal views

Would you like to make a verbal submission?

No thanks

Which option do you prefer?

Option 2: lift the speed limit back up to 80km/h

Tell us your reasons

Reduce city congestion by allowing Cobham drive to flow faster, it was always quicker to get through with the 80k zone

**Cobham Drive Speed Limit Reduction Submissions received
17 March - 30 April 2025**

Date submitted Mar 29, 2025, 09:38 AM

Contribution ID 4472

Name Sheree Small

Are you giving feedback on behalf of an organisation?

No – these are my own personal views

Would you like to make a verbal submission?

No thanks

Which option do you prefer?

Option 2: lift the speed limit back up to 80km/h

Tell us your reasons

It's just too slow, where there are no driveways off the main road, the risk is lower for accidents. If Cobham drive is 60km an hour, why is Wairere drive 80kms??? I would bet there is more traffic on Wairere drive than Cobham drive. A compromise perhaps? 70km?

**Cobham Drive Speed Limit Reduction Submissions received
17 March - 30 April 2025**

Date submitted Mar 29, 2025, 05:56 AM

Contribution ID 4471

Name Tiaan

Are you giving feedback on behalf of an organisation?

No – these are my own personal views

Would you like to make a verbal submission?

No thanks

Which option do you prefer?

Option 2: lift the speed limit back up to 80km/h

Tell us your reasons

Increases flow and reduces traffic.

**Cobham Drive Speed Limit Reduction Submissions received
17 March - 30 April 2025**

Date submitted Mar 29, 2025, 01:14 AM

Contribution ID 4470

Name Mitchell Williams

Are you giving feedback on behalf of an organisation?

No – these are my own personal views

Would you like to make a verbal submission?

No thanks

Which option do you prefer?

Option 1: keep the existing lower 60kmh speed limit

Tell us your reasons

Too many turns for safe driving at 80kms

**Cobham Drive Speed Limit Reduction Submissions received
17 March - 30 April 2025**

Date submitted Mar 29, 2025, 12:08 AM

Contribution ID 4469

Name Falcone

Are you giving feedback on behalf of an organisation?

No – these are my own personal views

Would you like to make a verbal submission?

No thanks

Which option do you prefer?

Option 2: lift the speed limit back up to 80km/h

Tell us your reasons

The stretch of road is wide and does not have any pedestrians.

**Cobham Drive Speed Limit Reduction Submissions received
17 March - 30 April 2025**

Date submitted Mar 28, 2025, 10:28 PM

Contribution ID 4468

Name Katherine Foulkes

Are you giving feedback on behalf of an organisation?

No – these are my own personal views

Would you like to make a verbal submission?

No thanks

Which option do you prefer?

Option 1: keep the existing lower 60kmh speed limit

Tell us your reasons

Safer speed. Less harm.if there is an accident

**Cobham Drive Speed Limit Reduction Submissions received
17 March - 30 April 2025**

Date submitted Mar 28, 2025, 09:15 PM

Contribution ID 4467

Name Ryan Tizard

Are you giving feedback on behalf of an organisation?

No – these are my own personal views

Would you like to make a verbal submission?

No thanks

Which option do you prefer?

Option 2: lift the speed limit back up to 80km/h

Tell us your reasons

**Cobham Drive Speed Limit Reduction Submissions received
17 March - 30 April 2025**

Date submitted Mar 28, 2025, 09:13 PM

Contribution ID 4466

Name Simon

Are you giving feedback on behalf of an organisation?

No – these are my own personal views

Would you like to make a verbal submission?

No thanks

Which option do you prefer?

Option 2: lift the speed limit back up to 80km/h

Tell us your reasons

Should never have been reduced. While your at it get rid of that completely unnecessary and dangerous speed hump entering the roundabout by Paksave.

**Cobham Drive Speed Limit Reduction Submissions received
17 March - 30 April 2025**

Date submitted Mar 28, 2025, 09:03 PM

Contribution ID 4465

Name Royden Thony

Are you giving feedback on behalf of an organisation?

No – these are my own personal views

Would you like to make a verbal submission?

No thanks

Which option do you prefer?

Option 2: lift the speed limit back up to 80km/h

Tell us your reasons

Reducing speed limits is not going to save lives. Kiwi drivers are impatient and angry drivers and that has not been taken into consideration. Target the ones speeding and drink & drug driving instead of punishing the majority abiding by the law.

**Cobham Drive Speed Limit Reduction Submissions received
17 March - 30 April 2025**

Date submitted Mar 28, 2025, 08:50 PM

Contribution ID 4464

Name Hannah

Are you giving feedback on behalf of an organisation?

No – these are my own personal views

Would you like to make a verbal submission?

No thanks

Which option do you prefer?

Option 1: keep the existing lower 60kmh speed limit

Tell us your reasons

There has been a 70% reduction in crashes since the speed limited was lower. Why wouldn't we keep it like this?

**Cobham Drive Speed Limit Reduction Submissions received
17 March - 30 April 2025**

Date submitted Mar 28, 2025, 08:45 PM

Contribution ID 4463

Name Tom Bronlund

Are you giving feedback on behalf of an organisation?

No – these are my own personal views

Would you like to make a verbal submission?

No thanks

Which option do you prefer?

Option 1: keep the existing lower 60kmh speed limit

Tell us your reasons

80km is too fast for this section of road due to the low visibility from the bends. The length of the road also makes it pointless to drive any faster.

**Cobham Drive Speed Limit Reduction Submissions received
17 March - 30 April 2025**

Date submitted Mar 28, 2025, 08:17 PM

Contribution ID 4462

Name Adelina

Are you giving feedback on behalf of an organisation?

No – these are my own personal views

Would you like to make a verbal submission?

No thanks

Which option do you prefer?

Option 1: keep the existing lower 60kmh speed limit

Tell us your reasons

This is a very busy street that also has a merger lane in either direction so high risk. It is also prone to flooding in wet weather and people who are unfamiliar with that and rush through end up in accidents that could have been prevented if the speed was lower (and drainage system worked)

**Cobham Drive Speed Limit Reduction Submissions received
17 March - 30 April 2025**

Date submitted Mar 28, 2025, 07:10 PM

Contribution ID 4461

Name Jane Smith

Are you giving feedback on behalf of an organisation?

No – these are my own personal views

Would you like to make a verbal submission?

No thanks

Which option do you prefer?

Option 2: lift the speed limit back up to 80km/h

Tell us your reasons

The road is made for travel at 80km/h.

**Cobham Drive Speed Limit Reduction Submissions received
17 March - 30 April 2025**

Date submitted Mar 28, 2025, 06:35 PM

Contribution ID 4460

Name Calista

Are you giving feedback on behalf of an organisation?

No – these are my own personal views

Would you like to make a verbal submission?

No thanks

Which option do you prefer?

Option 2: lift the speed limit back up to 80km/h

Tell us your reasons

**Cobham Drive Speed Limit Reduction Submissions received
17 March - 30 April 2025**

Date submitted Mar 28, 2025, 06:15 PM

Contribution ID 4459

Name Liz de Jong

Are you giving feedback on behalf of an organisation?

Would you like to make a verbal submission?

No thanks

Which option do you prefer?

Tell us your reasons

**Cobham Drive Speed Limit Reduction Submissions received
17 March - 30 April 2025**

Date submitted Mar 28, 2025, 06:14 PM

Contribution ID 4458

Name Jess McEvoy

Are you giving feedback on behalf of an organisation?

No – these are my own personal views

Would you like to make a verbal submission?

No thanks

Which option do you prefer?

Option 2: lift the speed limit back up to 80km/h

Tell us your reasons

**Cobham Drive Speed Limit Reduction Submissions received
17 March - 30 April 2025**

Date submitted Mar 28, 2025, 04:27 PM

Contribution ID 4457

Name Melody Te Moananui

Are you giving feedback on behalf of an organisation?

No – these are my own personal views

Would you like to make a verbal submission?

No thanks

Which option do you prefer?

Option 1: keep the existing lower 60kmh speed limit

Tell us your reasons

No need for 80 within the city. It allows drivers of all ages and skill level to negotiate the roads safely.

**Cobham Drive Speed Limit Reduction Submissions received
17 March - 30 April 2025**

Date submitted Mar 28, 2025, 03:28 PM

Contribution ID 4455

Name Aidan Clarkin-Rush

Are you giving feedback on behalf of an organisation?

No – these are my own personal views

Would you like to make a verbal submission?

No thanks

Which option do you prefer?

Option 1: keep the existing lower 60kmh speed limit

Tell us your reasons

The section of roading in question is fairly windy, with numerous blind corners & obstructed views of the oncoming traffic. The section of road is multi-laned in both directions, meaning that the fear of congestion or longer wait times while using this section is rather unfounded. With the empirical evidence that the reduced speed limit has led to fewer serious incidents (which should ultimately be the main priority & the reason for enforcing speed limits in the first place), I feel that the answer is clear - keep the speed limit at 60 km/h.

**Cobham Drive Speed Limit Reduction Submissions received
17 March - 30 April 2025**

Date submitted Mar 28, 2025, 02:50 PM

Contribution ID 4454

Name Anonymous

Are you giving feedback on behalf of an organisation?

No – these are my own personal views

Would you like to make a verbal submission?

No thanks

Which option do you prefer?

Option 2: lift the speed limit back up to 80km/h

Tell us your reasons

I would like to have my say regarding the speed limit changes across not only the Waikato but the entire country.

Kindly record my vote as returning all speed limits to the former increased limits allowing traffic to flow more smoothly and ending the stupidity that has been our life for some time now. Even areas that have no housing and are not residential areas are targeted.

It is impaired drivers, distracted drivers, dangerous driving and the do-gooders who mistakenly believe they are doing someone a favour by travelling 10-20 kms under the current speed limit (whatever it might be) who cause driver frustration and cause drivers to try to overtake wherever they can. The inability to overtake caravans, horse floats and other traffic that is obliged to travel slower also causes unnecessary delays to folk who have somewhere to be in a reasonable time frame.

Try being honest and publishing the actual statistics around speed limit changes. The accidents and their contributing causes instead of blaming the speed limit for every accident. Speed can be a contributing factor but so can many, many other factors. Overseas people driving on the wrong side of the road almost took my son and his now wife out, near Waitomo caves, landing him in a drain. My colleague ended up in the drain to avoid a truck on the wrong side of the road.

We have motor cyclists screaming around the neighbourhood in the early hours of the morning, wheelies and donuts being consistently carried out on many of the neighbourhood roads and these folk endanger other road users to a far greater extent. I have dashcam footage of a driver coming around the corner of Ellicott Rd and avoiding taking me out by travelling on the wrong side of the road while they regained control of the vehicle.

There is a lack of transparency around the consultation process and this is promoted as having been done while many folk are unaware it is even taking place. Hardly surprising then that I don't trust the process and have also emailed NZTA with my concerns.

It is the driving public who pay the road taxes and should have roads fit for purpose. We have to contend with a protracted amount of road works while previously good properties are turned into multi dwellings, intensifying the population trying to use roads that can't cope with the traffic now.

Instal under or overpasses for pedestrians and cycle lanes for cyclists that don't impose on the inadequate roading we currently share.

The Dinsdale roundabout is a death trap with drivers having to take their chances to enter or exit.

Dinsdale Road and Whatawhata Rd are difficult to access with a constant flow of traffic and traffic backlogs that extend way up the road in both cases.

**Cobham Drive Speed Limit Reduction Submissions received
17 March - 30 April 2025**

Date submitted Mar 28, 2025, 01:55 PM

Contribution ID 4453

Name Sasha

Are you giving feedback on behalf of an organisation?

No – these are my own personal views

Would you like to make a verbal submission?

No thanks

Which option do you prefer?

Option 2: lift the speed limit back up to 80km/h

Tell us your reasons

Low risk area we all go fast

**Cobham Drive Speed Limit Reduction Submissions received
17 March - 30 April 2025**

Date submitted Mar 28, 2025, 01:51 PM

Contribution ID 4452

Name Graeme Stantiall

Are you giving feedback on behalf of an organisation?

No – these are my own personal views

Would you like to make a verbal submission?

No thanks

Which option do you prefer?

Option 2: lift the speed limit back up to 80km/h

Tell us your reasons

I believe a reduction from 80kmph to 60kmph is not needed due to the width and location of the road.

**Cobham Drive Speed Limit Reduction Submissions received
17 March - 30 April 2025**

Date submitted Mar 28, 2025, 12:52 PM

Contribution ID 4449

Name Nicole

Are you giving feedback on behalf of an organisation?

No – these are my own personal views

Would you like to make a verbal submission?

No thanks

Which option do you prefer?

Option 1: keep the existing lower 60kmh speed limit

Tell us your reasons

I think 80ks is too fast especially when driving towards Normandy Ave around the blind corner. And people tend to drive faster than the speed limit anyway so keeping it lower will slow people down a bit.

**Cobham Drive Speed Limit Reduction Submissions received
17 March - 30 April 2025**

Date submitted Mar 28, 2025, 11:32 AM

Contribution ID 4448

Name Barrie Fraser

Are you giving feedback on behalf of an organisation?

No – these are my own personal views

Would you like to make a verbal submission?

No thanks

Which option do you prefer?

Option 2: lift the speed limit back up to 80km/h

Tell us your reasons

There are no driveways on or this stretch of road, I have driven this stretch of road regularly over the past 30 years and have seen a minimal number of accidents over this time. Have you statistics of actual number of accidents prior to the speed limit reduction vs post reduction, not a percentage number which can be misleading, and how many were related to speed.

I find your introduction page quite one sided, the line below copied from the introduction page is not an impartial statement!

"We want your feedback to keep the lower speed limit of 60km/h on a section of Cobham Drive for safety."

**Cobham Drive Speed Limit Reduction Submissions received
17 March - 30 April 2025**

Date submitted Mar 28, 2025, 11:20 AM

Contribution ID 4447

Name C Fraser

Are you giving feedback on behalf of an organisation?

No – these are my own personal views

Would you like to make a verbal submission?

No thanks

Which option do you prefer?

Option 2: lift the speed limit back up to 80km/h

Tell us your reasons

Seemed fine before, there is practically no residential driveways in the area.

**Cobham Drive Speed Limit Reduction Submissions received
17 March - 30 April 2025**

Date submitted Mar 28, 2025, 10:40 AM

Contribution ID 4446

Name Hudson

Are you giving feedback on behalf of an organisation?

No – these are my own personal views

Would you like to make a verbal submission?

No thanks

Which option do you prefer?

Option 2: lift the speed limit back up to 80km/h

Tell us your reasons

**Cobham Drive Speed Limit Reduction Submissions received
17 March - 30 April 2025**

Date submitted Mar 28, 2025, 10:24 AM

Contribution ID 4445

Name Dannielle Robinson

Are you giving feedback on behalf of an organisation?

No – these are my own personal views

Would you like to make a verbal submission?

No thanks

Which option do you prefer?

Option 2: lift the speed limit back up to 80km/h

Tell us your reasons

**Cobham Drive Speed Limit Reduction Submissions received
17 March - 30 April 2025**

Date submitted Mar 28, 2025, 07:43 AM

Contribution ID 4444

Name Ilana Signal

Are you giving feedback on behalf of an organisation?

No – these are my own personal views

Would you like to make a verbal submission?

No thanks

Which option do you prefer?

Option 2: lift the speed limit back up to 80km/h

Tell us your reasons

I dont think 60 is a good limit for a road with no houses or pedestrians.

I would prefer to go 80 until hitting pak n save.

**Cobham Drive Speed Limit Reduction Submissions received
17 March - 30 April 2025**

Date submitted Mar 28, 2025, 07:06 AM

Contribution ID 4442

Name Twan Spil

Are you giving feedback on behalf of an organisation?

No – these are my own personal views

Would you like to make a verbal submission?

No thanks

Which option do you prefer?

Option 1: keep the existing lower 60kmh speed limit

Tell us your reasons

Safer and free

**Cobham Drive Speed Limit Reduction Submissions received
17 March - 30 April 2025**

Date submitted Mar 28, 2025, 06:45 AM

Contribution ID 4441

Name Callie Qiu

Are you giving feedback on behalf of an organisation?

No – these are my own personal views

Would you like to make a verbal submission?

No thanks

Which option do you prefer?

Option 1: keep the existing lower 60kmh speed limit

Tell us your reasons

Consistency of the speed on the same road; safety concerns for the community beside the road.

**Cobham Drive Speed Limit Reduction Submissions received
17 March - 30 April 2025**

Date submitted Mar 28, 2025, 06:39 AM

Contribution ID 4440

Name Lisette Ingram

Are you giving feedback on behalf of an organisation?

No – these are my own personal views

Would you like to make a verbal submission?

No thanks

Which option do you prefer?

Option 1: keep the existing lower 60kmh speed limit

Tell us your reasons

The reduction in accidents clearly shows the speed reduction has had a positive effect. This road has areas where there is a combination of backlogged traffic and lack of ability to see the road ahead.

It also has an area which floods and has significant surface water in heavy rain. Drivers unfamiliar do not adjust for this and trust that a road with an 80km speed limit must be adequately maintained and not have traffic signals. This makes it uniquely unsafe daily.

The intersection is also commonly used for emergency vehicles due to closeness to Waikato hospital.

**Cobham Drive Speed Limit Reduction Submissions received
17 March - 30 April 2025**

Date submitted Mar 28, 2025, 03:22 AM

Contribution ID 4438

Name Louis

Are you giving feedback on behalf of an organisation?

No – these are my own personal views

Would you like to make a verbal submission?

No thanks

Which option do you prefer?

Option 2: lift the speed limit back up to 80km/h

Tell us your reasons

It's too slow currently. No pedestrians nearby.

**Cobham Drive Speed Limit Reduction Submissions received
17 March - 30 April 2025**

Date submitted Mar 27, 2025, 11:07 PM

Contribution ID 4437

Name Michael Fox

Are you giving feedback on behalf of an organisation?

No – these are my own personal views

Would you like to make a verbal submission?

No thanks

Which option do you prefer?

Option 2: lift the speed limit back up to 80km/h

Tell us your reasons

People drive down there at 80 consistently regardless of the change, and it makes a substantial impact on morning traffic at the lights and roundabout (heading into Melville and out front of pak n save) the other direction also benefits greatly due to the increased speed of merging.

**Cobham Drive Speed Limit Reduction Submissions received
17 March - 30 April 2025**

Date submitted Mar 27, 2025, 10:57 PM

Contribution ID 4436

Name Brendan Turney

Are you giving feedback on behalf of an organisation?

No – these are my own personal views

Would you like to make a verbal submission?

No thanks

Which option do you prefer?

Option 1: keep the existing lower 60kmh speed limit

Tell us your reasons

80km feels unsafe. Short line of sight coming round corners often with traffic backed up.

**Cobham Drive Speed Limit Reduction Submissions received
17 March - 30 April 2025**

Date submitted Mar 27, 2025, 10:39 PM

Contribution ID 4435

Name Stephen Hay

Are you giving feedback on behalf of an organisation?

No – these are my own personal views

Would you like to make a verbal submission?

No thanks

Which option do you prefer?

Option 1: keep the existing lower 60kmh speed limit

Tell us your reasons

A lot of people see the speed limit as a target, and trying to take that bend at 80km/hr is hugely unsafe. It is noticeably calmer and safer since the speed limit reduction. We don't want to go back to danger and chaos on that stretch of road.

**Cobham Drive Speed Limit Reduction Submissions received
17 March - 30 April 2025**

Date submitted Mar 27, 2025, 10:26 PM

Contribution ID 4434

Name Hayden Nicol

Are you giving feedback on behalf of an organisation?

No – these are my own personal views

Would you like to make a verbal submission?

No thanks

Which option do you prefer?

Option 2: lift the speed limit back up to 80km/h

Tell us your reasons

You should never have changed the speed in the first place.

You took advantage of the government at the time directing speed reductions, and used this to reduce speeds throughout the city.

Now you have to change it back, and you're trying to weigh the public opinion against the central government directive.

You're the reason for the waste of money, put the old 80kmh signs up that you put down. And shame on you for not being as open about the original change as you are on this one!

I read your tripe about "we canvased the public" about speed reductions. No you didn't! I didn't get a say and I'm a bloody rate payer.

Change all the speed limits back to what they were before. Cobham back to 80 and ohaupo / Normandy back to 60!

The roads meet all the requirements for those speeds.

You changed them, we foot the bill!

Don't be dishonest in the future. Shame on you!

**Cobham Drive Speed Limit Reduction Submissions received
17 March - 30 April 2025**

Date submitted Mar 27, 2025, 09:21 PM

Contribution ID 4432

Name Jesse Cooper

Are you giving feedback on behalf of an organisation?

No – these are my own personal views

Would you like to make a verbal submission?

No thanks

Which option do you prefer?

Option 2: lift the speed limit back up to 80km/h

Tell us your reasons

60km feels so slow along that road. It's a main road, not a residential road. Most people are still going close to 80km anyway - including many of the police officers that frequent that road on the way to the central police station

**Cobham Drive Speed Limit Reduction Submissions received
17 March - 30 April 2025**

Date submitted Mar 27, 2025, 09:18 PM

Contribution ID 4431

Name Tammy Valler

Are you giving feedback on behalf of an organisation?

No – these are my own personal views

Would you like to make a verbal submission?

Which option do you prefer?

Option 1: keep the existing lower 60kmh speed limit

Tell us your reasons

I live on Albert St near Galloway Park and do a lot of walking & cycling around the area. Yes, there is a tunnel further away towards the gardens (west) but it is a long way. Trying to cross Cobham is so risky further south at intersection with Galloway at 80km. Also driving crossing south going traffic into Grey Dt is do very fidgy at 80km!! Such a risk. I was driving south on Cobham the other day and people are still going 80km/h. If it is reverted to 80, people will go 90 or 100km.

**Cobham Drive Speed Limit Reduction Submissions received
17 March - 30 April 2025**

Date submitted Mar 27, 2025, 09:06 PM

Contribution ID 4428

Name Brandon

Are you giving feedback on behalf of an organisation?

No – these are my own personal views

Would you like to make a verbal submission?

No thanks

Which option do you prefer?

Option 2: lift the speed limit back up to 80km/h

Tell us your reasons

60 is too slow

**Cobham Drive Speed Limit Reduction Submissions received
17 March - 30 April 2025**

Date submitted Mar 27, 2025, 08:52 PM

Contribution ID 4427

Name Aaron karam

Are you giving feedback on behalf of an organisation?

No – these are my own personal views

Would you like to make a verbal submission?

Which option do you prefer?

Option 2: lift the speed limit back up to 80km/h

Tell us your reasons

New Zealand needs to get more productive. Slowing everyone down is making us a third world country. While you are at it bike lanes need removing and anyone who had any involvement in installing the inlane bus stops needs to be knee capped 'Kathy bates style'

**Cobham Drive Speed Limit Reduction Submissions received
17 March - 30 April 2025**

Date submitted Mar 27, 2025, 08:30 PM

Contribution ID 4425

Name WENDY CLARK

Are you giving feedback on behalf of an organisation?

No – these are my own personal views

Would you like to make a verbal submission?

No thanks

Which option do you prefer?

Option 1: keep the existing lower 60kmh speed limit

Tell us your reasons

The 80km/h is too fast for that road. The 60km/h should remain fir everyone's safety.

**Cobham Drive Speed Limit Reduction Submissions received
17 March - 30 April 2025**

Date submitted Mar 27, 2025, 08:18 PM

Contribution ID 4423

Name Catherine Coutts

Are you giving feedback on behalf of an organisation?

No – these are my own personal views

Would you like to make a verbal submission?

No thanks

Which option do you prefer?

Option 1: keep the existing lower 60kmh speed limit

Tell us your reasons

I support maintaining the 60km/h speed limit on Cobham Drive. This stretch of road is frequently congested, and keeping the lower speed limit helps improve safety for all road users.

The decrease in the number of crashes clearly demonstrates that the lower speed limit has been effective, and given the high volume of traffic, a 60km/h limit is a sensible and responsible measure.

Raising the speed back to 80km/h would increase the likelihood of crashes and make congestion-related stop-start traffic even more dangerous. A consistent, slower speed ensures smoother traffic flow and greater safety.

**Cobham Drive Speed Limit Reduction Submissions received
17 March - 30 April 2025**

Date submitted Mar 27, 2025, 08:17 PM

Contribution ID 4422

Name Bridie Pizzini

Are you giving feedback on behalf of an organisation?

No – these are my own personal views

Would you like to make a verbal submission?

No thanks

Which option do you prefer?

Option 2: lift the speed limit back up to 80km/h

Tell us your reasons

People are not driving at 60 anyway... seriously. I travel it 2 times a day. No one drives at 60

**Cobham Drive Speed Limit Reduction Submissions received
17 March - 30 April 2025**

Date submitted Mar 27, 2025, 08:15 PM

Contribution ID 4421

Name Jennie Marks

Are you giving feedback on behalf of an organisation?

No – these are my own personal views

Would you like to make a verbal submission?

No thanks

Which option do you prefer?

Option 1: keep the existing lower 60kmh speed limit

Tell us your reasons

It is completely unnecessary to be driving at 80km/hour for such a short stretch of road in town on a road with multiple corners

**Cobham Drive Speed Limit Reduction Submissions received
17 March - 30 April 2025**

Date submitted Mar 27, 2025, 06:57 PM

Contribution ID 4420

Name Diane Emms

Are you giving feedback on behalf of an organisation?

No – these are my own personal views

Would you like to make a verbal submission?

No thanks

Which option do you prefer?

Option 2: lift the speed limit back up to 80km/h

Tell us your reasons

60 kp/h seems to slow for this section of road.

It's harder to feed in when the traffic is going slower, as it's more bunched with less gaps.

In my experience, it causes more "tailgating".

With this section of road being a divided highway, I feel that 80km/h is a suitable speed limit.

**Cobham Drive Speed Limit Reduction Submissions received
17 March - 30 April 2025**

Date submitted Mar 27, 2025, 06:52 PM

Contribution ID 4419

Name Mark Emms

Are you giving feedback on behalf of an organisation?

No – these are my own personal views

Would you like to make a verbal submission?

No thanks

Which option do you prefer?

Option 2: lift the speed limit back up to 80km/h

Tell us your reasons

I feel the 60km/h speed limit feels too slow for a divided section of road. In my experience, not many drivers are keeping to the 60km/h limit.

**Cobham Drive Speed Limit Reduction Submissions received
17 March - 30 April 2025**

Date submitted Mar 27, 2025, 06:44 PM

Contribution ID 4418

Name Briar

Are you giving feedback on behalf of an organisation?

No – these are my own personal views

Would you like to make a verbal submission?

No thanks

Which option do you prefer?

Option 2: lift the speed limit back up to 80km/h

Tell us your reasons

The dual carriage way supports the higher speed limit and is pointless being lower. Most vehicles do not follow the 60 limit as it is.

**Cobham Drive Speed Limit Reduction Submissions received
17 March - 30 April 2025**

Date submitted Mar 27, 2025, 06:19 PM

Contribution ID 4417

Name Allisha Reid

Are you giving feedback on behalf of an organisation?

No – these are my own personal views

Would you like to make a verbal submission?

No thanks

Which option do you prefer?

Option 1: keep the existing lower 60kmh speed limit

Tell us your reasons

At the Pak n Save end there are blind corners headed in both directions. Travelling at 80 causes a huge risk to safety as the traffic can be stopped around the corner that you cannot see.

**Cobham Drive Speed Limit Reduction Submissions received
17 March - 30 April 2025**

Date submitted Mar 27, 2025, 06:08 PM

Contribution ID 4416

Name Cathy head

Are you giving feedback on behalf of an organisation?

No – these are my own personal views

Would you like to make a verbal submission?

No thanks

Which option do you prefer?

Option 2: lift the speed limit back up to 80km/h

Tell us your reasons

Change it back.

**Cobham Drive Speed Limit Reduction Submissions received
17 March - 30 April 2025**

Date submitted Mar 27, 2025, 06:03 PM

Contribution ID 4415

Name Maddie

Are you giving feedback on behalf of an organisation?

No – these are my own personal views

Would you like to make a verbal submission?

No thanks

Which option do you prefer?

Option 2: lift the speed limit back up to 80km/h

Tell us your reasons

**Cobham Drive Speed Limit Reduction Submissions received
17 March - 30 April 2025**

Date submitted Mar 27, 2025, 05:59 PM

Contribution ID 4414

Name Kyle Dsouza

Are you giving feedback on behalf of an organisation?

No – these are my own personal views

Would you like to make a verbal submission?

No thanks

Which option do you prefer?

Option 2: lift the speed limit back up to 80km/h

Tell us your reasons

Lift the speed back upto 80km/h

There are no houses. 60 is very slow for that part of the road especially when travelling back and forth from the country.

**Cobham Drive Speed Limit Reduction Submissions received
17 March - 30 April 2025**

Date submitted Mar 27, 2025, 05:47 PM

Contribution ID 4413

Name Tayla

Are you giving feedback on behalf of an organisation?

No – these are my own personal views

Would you like to make a verbal submission?

No thanks

Which option do you prefer?

Option 2: lift the speed limit back up to 80km/h

Tell us your reasons

If it is 70km through Huntley where there are actually roads coming off the road then why is it less in a place with not many roads off it. Makes zero sense

**Cobham Drive Speed Limit Reduction Submissions received
17 March - 30 April 2025**

Date submitted Mar 27, 2025, 05:17 PM

Contribution ID 4412

Name Jack

Are you giving feedback on behalf of an organisation?

No – these are my own personal views

Would you like to make a verbal submission?

No thanks

Which option do you prefer?

Option 2: lift the speed limit back up to 80km/h

Tell us your reasons

People are gonna speed on this street regardless of if the speed limit is 60 or not.

**Cobham Drive Speed Limit Reduction Submissions received
17 March - 30 April 2025**

Date submitted Mar 27, 2025, 04:54 PM

Contribution ID 4410

Name Jasmine McIvor

Are you giving feedback on behalf of an organisation?

No – these are my own personal views

Would you like to make a verbal submission?

No thanks

Which option do you prefer?

Option 2: lift the speed limit back up to 80km/h

Tell us your reasons

At 80km, I felt there was less congestion in the morning. Please do not introduce speed bumps.

**Cobham Drive Speed Limit Reduction Submissions received
17 March - 30 April 2025**

Date submitted Mar 27, 2025, 04:48 PM

Contribution ID 4409

Name Jennifer Statler

Are you giving feedback on behalf of an organisation?

No – these are my own personal views

Would you like to make a verbal submission?

No thanks

Which option do you prefer?

Option 2: lift the speed limit back up to 80km/h

Tell us your reasons

The road is fit for purpose!

**Cobham Drive Speed Limit Reduction Submissions received
17 March - 30 April 2025**

Date submitted Mar 27, 2025, 04:18 PM

Contribution ID 4408

Name Melissa Allfrey

Are you giving feedback on behalf of an organisation?

No – these are my own personal views

Would you like to make a verbal submission?

No thanks

Which option do you prefer?

Option 2: lift the speed limit back up to 80km/h

Tell us your reasons

**Cobham Drive Speed Limit Reduction Submissions received
17 March - 30 April 2025**

Date submitted Mar 27, 2025, 04:12 PM

Contribution ID 4407

Name Graeme slater

Are you giving feedback on behalf of an organisation?

No – these are my own personal views

Would you like to make a verbal submission?

No thanks

Which option do you prefer?

Option 2: lift the speed limit back up to 80km/h

Tell us your reasons

Was nothing wrong with it when it was 80km speed limit

**Cobham Drive Speed Limit Reduction Submissions received
17 March - 30 April 2025**

Date submitted Mar 27, 2025, 03:23 PM

Contribution ID 4406

Name Hamish spall

Are you giving feedback on behalf of an organisation?

No – these are my own personal views

Would you like to make a verbal submission?

No thanks

Which option do you prefer?

Option 2: lift the speed limit back up to 80km/h

Tell us your reasons

It is safe to drive this road at 80kms

**Cobham Drive Speed Limit Reduction Submissions received
17 March - 30 April 2025**

Date submitted Mar 27, 2025, 03:20 PM

Contribution ID 4405

Name madison

Are you giving feedback on behalf of an organisation?

No – these are my own personal views

Would you like to make a verbal submission?

No thanks

Which option do you prefer?

Option 2: lift the speed limit back up to 80km/h

Tell us your reasons

**Cobham Drive Speed Limit Reduction Submissions received
17 March - 30 April 2025**

Date submitted Mar 27, 2025, 03:20 PM

Contribution ID 4404

Name Brenden Te Wao

Are you giving feedback on behalf of an organisation?

No – these are my own personal views

Would you like to make a verbal submission?

No thanks

Which option do you prefer?

Option 2: lift the speed limit back up to 80km/h

Tell us your reasons

60km is too slow.

**Cobham Drive Speed Limit Reduction Submissions received
17 March - 30 April 2025**

Date submitted Mar 27, 2025, 02:59 PM

Contribution ID 4403

Name Christina

Are you giving feedback on behalf of an organisation?

No – these are my own personal views

Would you like to make a verbal submission?

No thanks

Which option do you prefer?

Option 2: lift the speed limit back up to 80km/h

Tell us your reasons

I think 80 is a safe speed on that road

**Cobham Drive Speed Limit Reduction Submissions received
17 March - 30 April 2025**

Date submitted Mar 27, 2025, 02:27 PM

Contribution ID 4402

Name Fiona

Are you giving feedback on behalf of an organisation?

No – these are my own personal views

Would you like to make a verbal submission?

No thanks

Which option do you prefer?

Option 2: lift the speed limit back up to 80km/h

Tell us your reasons

60 is too slow. No one now drives it at 60, and if I do I risk getting rear ended or abused for driving too slow.

**Cobham Drive Speed Limit Reduction Submissions received
17 March - 30 April 2025**

Date submitted Mar 27, 2025, 01:31 PM

Contribution ID 4398

Name Sandy Freyberg

Are you giving feedback on behalf of an organisation?

No – these are my own personal views

Would you like to make a verbal submission?

No thanks

Which option do you prefer?

Option 2: lift the speed limit back up to 80km/h

Tell us your reasons

As a pedestrian I find the river path walkway separates myself and other walkers/runners/ cyclists from the road more than sufficiently. The return to the 80km speed limit would not make me feel in anyway less safe as a pedestrian. The road is dual lane and has an alternate excellent path for pedestrians and cyclists- I believe the road is safe as an 80km stretch .

**Cobham Drive Speed Limit Reduction Submissions received
17 March - 30 April 2025**

Date submitted Mar 27, 2025, 01:26 PM

Contribution ID 4397

Name Louise MacKinnon

Are you giving feedback on behalf of an organisation?

No – these are my own personal views

Would you like to make a verbal submission?

No thanks

Which option do you prefer?

Option 1: keep the existing lower 60kmh speed limit

Tell us your reasons

Less speed, less harm.

**Cobham Drive Speed Limit Reduction Submissions received
17 March - 30 April 2025**

Date submitted Mar 27, 2025, 01:05 PM

Contribution ID 4396

Name Lachlan

Are you giving feedback on behalf of an organisation?

No – these are my own personal views

Would you like to make a verbal submission?

No thanks

Which option do you prefer?

Option 2: lift the speed limit back up to 80km/h

Tell us your reasons

The cost statemet is also rubbish as you had the previous signs and the curve advisory sign just has a bit of vinyl over it, so that is not actually a consideration and is trying to misinform us.

We were never asked or told the reasons about the reduction of the speed. What were these?

The speed at 80 is far more reasonable for the class of road that cobbham drive is

The safety considerations you mention have not been true over the past few years as most people have been continuing to go up to 80kmh. A speed limit means up to, if people want to drive slower (many did) they can, it's not a requirement

Regardless you should increase the speed limit back to what it was for the entire length back to Hamilton gardens as there has been no proven reason or safety considerations that have changed over the past few years as everyone has continued to drive at the old speed limit due to the class and feel of the road.

**Cobham Drive Speed Limit Reduction Submissions received
17 March - 30 April 2025**

Date submitted Mar 27, 2025, 01:04 PM

Contribution ID 4395

Name Rewa hohepa

Are you giving feedback on behalf of an organisation?

No – these are my own personal views

Would you like to make a verbal submission?

No thanks

Which option do you prefer?

Option 2: lift the speed limit back up to 80km/h

Tell us your reasons

Be a better speed for road users especially being a bypass that everyone uses everyday. There will always be vehicles going faster than the speed limit 60km/h ,if the speed went up to 80km/h nobody will need to speed any higher.

**Cobham Drive Speed Limit Reduction Submissions received
17 March - 30 April 2025**

Date submitted Mar 27, 2025, 12:26 PM

Contribution ID 4394

Name Melissa Addison

Are you giving feedback on behalf of an organisation?

No – these are my own personal views

Would you like to make a verbal submission?

No thanks

Which option do you prefer?

Option 2: lift the speed limit back up to 80km/h

Tell us your reasons

If you keep up with the flow of traffic on carbon drive most people are doing 80km or above. In my opinion all reducing speed limits do is create more frustration on the road with more people doing dangerous maneuvers to overtake slow drivers.

**Cobham Drive Speed Limit Reduction Submissions received
17 March - 30 April 2025**

Date submitted Mar 27, 2025, 12:22 PM

Contribution ID 4393

Name Stephanie Jones

Are you giving feedback on behalf of an organisation?

No – these are my own personal views

Would you like to make a verbal submission?

No thanks

Which option do you prefer?

Option 1: keep the existing lower 60kmh speed limit

Tell us your reasons

Safer for all traffic on a busy bus route, safer for merging traffic, and driving faster in short area is dangerous to all and makes no real difference to transportation time.

**Cobham Drive Speed Limit Reduction Submissions received
17 March - 30 April 2025**

Date submitted Mar 27, 2025, 12:21 PM

Contribution ID 4392

Name Samantha Barratt

Are you giving feedback on behalf of an organisation?

No – these are my own personal views

Would you like to make a verbal submission?

No thanks

Which option do you prefer?

Option 1: keep the existing lower 60kmh speed limit

Tell us your reasons

I believe Cobham drive doesn't need to be an 80km area.

**Cobham Drive Speed Limit Reduction Submissions received
17 March - 30 April 2025**

Date submitted Mar 27, 2025, 12:20 PM

Contribution ID 4391

Name M

Are you giving feedback on behalf of an organisation?

No – these are my own personal views

Would you like to make a verbal submission?

No thanks

Which option do you prefer?

Option 2: lift the speed limit back up to 80km/h

Tell us your reasons

So slow on a motorway - no reason to crawl down this road.

Most people are still doing 80km which was fine in the first place.

Interesting that the fatal crash was at the 60km limit too.

**Cobham Drive Speed Limit Reduction Submissions received
17 March - 30 April 2025**

Date submitted Mar 27, 2025, 12:13 PM

Contribution ID 4390

Name Rico D'Anvers

Are you giving feedback on behalf of an organisation?

No – these are my own personal views

Would you like to make a verbal submission?

No thanks

Which option do you prefer?

Option 2: lift the speed limit back up to 80km/h

Tell us your reasons

60km is ridiculous for a 2 lane road. People will drive whatever speed they want down there regardless of speed limit

**Cobham Drive Speed Limit Reduction Submissions received
17 March - 30 April 2025**

Date submitted Mar 27, 2025, 09:38 AM

Contribution ID 4387

Name Anthony Oxley

Are you giving feedback on behalf of an organisation?

No – these are my own personal views

Would you like to make a verbal submission?

No thanks

Which option do you prefer?

Option 1: keep the existing lower 60kmh speed limit

Tell us your reasons

**Cobham Drive Speed Limit Reduction Submissions received
17 March - 30 April 2025**

Date submitted Mar 27, 2025, 09:15 AM

Contribution ID 4386

Name Keila

Are you giving feedback on behalf of an organisation?

No – these are my own personal views

Would you like to make a verbal submission?

No thanks

Which option do you prefer?

Option 2: lift the speed limit back up to 80km/h

Tell us your reasons

I feel that driving 80km down Cobham Drive is still safe. I see a lot of drivers going way over 80km that can be dangerous but I think having a speed camera along this road would be helpful in preventing road users from driving dangerously.

**Cobham Drive Speed Limit Reduction Submissions received
17 March - 30 April 2025**

Date submitted Mar 27, 2025, 08:09 AM

Contribution ID 4384

Name Stephen Adams

Are you giving feedback on behalf of an organisation?

No – these are my own personal views

Would you like to make a verbal submission?

No thanks

Which option do you prefer?

Option 2: lift the speed limit back up to 80km/h

Tell us your reasons

Almost noone sticks to the 60km/hr limit. Most people take it at around 75 quite safely, a speed advisory notice with intermittent police enforcement will maintain the gains from reducing the limit to 60

**Cobham Drive Speed Limit Reduction Submissions received
17 March - 30 April 2025**

Date submitted Mar 27, 2025, 07:58 AM

Contribution ID 4383

Name Ross Brewer

Are you giving feedback on behalf of an organisation?

No – these are my own personal views

Would you like to make a verbal submission?

No thanks

Which option do you prefer?

Option 2: lift the speed limit back up to 80km/h

Tell us your reasons

Dear Hamilton City Council,

I support returning the speed limit on Cobham Drive between Normandy Avenue and Tristram Street to 80km/h as per the Land Transport Rule: Setting of Speed Limits 2024.

Cobham Drive is a major arterial route, carrying 23,000 vehicles daily, and should facilitate efficient traffic flow. The current 60km/h limit unnecessarily slows commuters and freight, increasing congestion and travel times. Restoring the 80km/h limit would align with the road's design and function as a key connection into the central city.

While safety is important, speed should be balanced with practicality and efficiency. Many other high-traffic roads safely operate at 80km/h with proper enforcement and road design. Instead of a blanket reduction, improved road infrastructure and driver education could better address safety concerns without compromising travel efficiency.

I encourage the Council to follow national guidelines and restore the speed limit to 80km/h.

Kind regards,

**Cobham Drive Speed Limit Reduction Submissions received
17 March - 30 April 2025**

Date submitted Mar 27, 2025, 07:38 AM

Contribution ID 4381

Name Kelvin

Are you giving feedback on behalf of an organisation?

No – these are my own personal views

Would you like to make a verbal submission?

No thanks

Which option do you prefer?

Option 2: lift the speed limit back up to 80km/h

Tell us your reasons

Road is fit for 80km always has been. Crazy to lower in in the first place

**Cobham Drive Speed Limit Reduction Submissions received
17 March - 30 April 2025**

Date submitted Mar 27, 2025, 07:20 AM

Contribution ID 4380

Name Christopher Staal

Are you giving feedback on behalf of an organisation?

No – these are my own personal views

Would you like to make a verbal submission?

No thanks

Which option do you prefer?

Option 2: lift the speed limit back up to 80km/h

Tell us your reasons

The zone has minimal access for pedestrians, is wide with a center median so should be 80km.

With the accident rate were these serious given the safety features of the road and what was the sample size? I drive that road daily in both 80km and 60km and have yet to see any accidents so I would love to know the numbers.

Efficiency of transport, I know it's not a lot of time but it does add up at \$50 an hour on truck drivers with the volume of cars.

**Cobham Drive Speed Limit Reduction Submissions received
17 March - 30 April 2025**

Date submitted Mar 27, 2025, 07:06 AM

Contribution ID 4379

Name Hayden Dillon

Are you giving feedback on behalf of an organisation?

No – these are my own personal views

Would you like to make a verbal submission?

No thanks

Which option do you prefer?

Option 2: lift the speed limit back up to 80km/h

Tell us your reasons

The road is more than capable of 80km the reduction in speed has just slowed everyone down.

**Cobham Drive Speed Limit Reduction Submissions received
17 March - 30 April 2025**

Date submitted Mar 27, 2025, 07:01 AM

Contribution ID 4378

Name Ash

Are you giving feedback on behalf of an organisation?

No – these are my own personal views

Would you like to make a verbal submission?

No thanks

Which option do you prefer?

Option 1: keep the existing lower 60kmh speed limit

Tell us your reasons

Safer speed reduced crashes

80 could be intimidating for new drivers

Constant change can be confusing

**Cobham Drive Speed Limit Reduction Submissions received
17 March - 30 April 2025**

Date submitted Mar 27, 2025, 06:47 AM

Contribution ID 4377

Name Kelsey

Are you giving feedback on behalf of an organisation?

No – these are my own personal views

Would you like to make a verbal submission?

No thanks

Which option do you prefer?

Option 2: lift the speed limit back up to 80km/h

Tell us your reasons

It is an express way. Drivers are driving 80km/h anyway and drivers driving 60km are actually contributing to the traffic congestion as they are holding up traffic. The roundabout and road bumps/judder bars slow traffic before entering the city. We are the largest growing city in NZ but our inner city roads are not adapting to this. The morning traffic is ridiculous in this town but it is getting better through the use of expressways and highways. I moved home from Sydney, and the way they have multiple motorways, highways and express ways and the majority of traffic is still the inner city. Which will always happen as so many people work in the city and that cannot change.

**Cobham Drive Speed Limit Reduction Submissions received
17 March - 30 April 2025**

Date submitted Mar 27, 2025, 04:27 AM

Contribution ID 4375

Name Meighan Allan

Are you giving feedback on behalf of an organisation?

No – these are my own personal views

Would you like to make a verbal submission?

No thanks

Which option do you prefer?

Option 1: keep the existing lower 60kmh speed limit

Tell us your reasons

The road feels too central to be 80km.

It has poor drainage - when raining even 60km is too fast as the right hand lanes can become unusable.

Idiot drivers already speed when it's 60 (they go about 80), not keen for them to continue speeding when it's 80 (bet they would go 100).

**Cobham Drive Speed Limit Reduction Submissions received
17 March - 30 April 2025**

Date submitted Mar 27, 2025, 12:35 AM

Contribution ID 4373

Name Jono Yeow

Are you giving feedback on behalf of an organisation?

No – these are my own personal views

Would you like to make a verbal submission?

No thanks

Which option do you prefer?

Option 2: lift the speed limit back up to 80km/h

Tell us your reasons

the cost-benefit disclosure statement provided by HCC shows there is minimal benefit to serious or minor injury crashes, and in fact the only significant change is in the non-injury crash section. This fails to prove a significant reduction in injury, hence does not achieve the goal of a safer transport system. If there is no significant benefit to personal safety, then the speed should never have been lowered in the first place.

**Cobham Drive Speed Limit Reduction Submissions received
17 March - 30 April 2025**

Date submitted Mar 26, 2025, 10:28 PM

Contribution ID 4368

Name Steve

Are you giving feedback on behalf of an organisation?

No – these are my own personal views

Would you like to make a verbal submission?

No thanks

Which option do you prefer?

Option 2: lift the speed limit back up to 80km/h

Tell us your reasons

**Cobham Drive Speed Limit Reduction Submissions received
17 March - 30 April 2025**

Date submitted Mar 26, 2025, 09:13 PM

Contribution ID 4366

Name Amy Gibson

Are you giving feedback on behalf of an organisation?

No – these are my own personal views

Would you like to make a verbal submission?

No thanks

Which option do you prefer?

Option 1: keep the existing lower 60kmh speed limit

Tell us your reasons

I feel safer as a passenger while my mum is driving at a slower speed and I think it is safer for everyone at 60kmh.

The cost for new signs is a lot and I don't think it is necessary.

**Cobham Drive Speed Limit Reduction Submissions received
17 March - 30 April 2025**

Date submitted Mar 26, 2025, 09:10 PM

Contribution ID 4365

Name bina lanka

Are you giving feedback on behalf of an organisation?

No – these are my own personal views

Would you like to make a verbal submission?

No thanks

Which option do you prefer?

Option 2: lift the speed limit back up to 80km/h

Tell us your reasons

**Cobham Drive Speed Limit Reduction Submissions received
17 March - 30 April 2025**

Date submitted Mar 26, 2025, 09:10 PM

Contribution ID 4364

Name Robert Kingston

Are you giving feedback on behalf of an organisation?

No – these are my own personal views

Would you like to make a verbal submission?

No thanks

Which option do you prefer?

Option 2: lift the speed limit back up to 80km/h

Tell us your reasons

I believe the Southbound section should be 80km/h as I feel it is safer than the northbound section which has a curve just before the roundabout which sometimes has traffic backed up. The northbound could either stay at 60 or be increases to 70km/h

**Cobham Drive Speed Limit Reduction Submissions received
17 March - 30 April 2025**

Date submitted Mar 26, 2025, 09:08 PM

Contribution ID 4363

Name Linda Renner

Are you giving feedback on behalf of an organisation?

No – these are my own personal views

Would you like to make a verbal submission?

No thanks

Which option do you prefer?

Option 2: lift the speed limit back up to 80km/h

Tell us your reasons

The lower speed limit has caused more congestion at peak times. Also, many people are still travelling at 80kms anyway

**Cobham Drive Speed Limit Reduction Submissions received
17 March - 30 April 2025**

Date submitted Mar 26, 2025, 09:07 PM

Contribution ID 4362

Name Anna Gibson

Are you giving feedback on behalf of an organisation?

No – these are my own personal views

Would you like to make a verbal submission?

No thanks

Which option do you prefer?

Option 1: keep the existing lower 60kmh speed limit

Tell us your reasons

Crash data shows that it is safer for all road users with the 60 km/hr speed limit.

It is a waste of resources to keep switching speed limits and make the necessary changes to signage.

**Cobham Drive Speed Limit Reduction Submissions received
17 March - 30 April 2025**

Date submitted Mar 26, 2025, 08:44 PM

Contribution ID 4361

Name Lynette Ashton

Are you giving feedback on behalf of an organisation?

No – these are my own personal views

Would you like to make a verbal submission?

No thanks

Which option do you prefer?

Option 2: lift the speed limit back up to 80km/h

Tell us your reasons

**Cobham Drive Speed Limit Reduction Submissions received
17 March - 30 April 2025**

Date submitted Mar 26, 2025, 08:41 PM

Contribution ID 4360

Name Bryce Weal

Are you giving feedback on behalf of an organisation?

No – these are my own personal views

Would you like to make a verbal submission?

No thanks

Which option do you prefer?

Option 1: keep the existing lower 60kmh speed limit

Tell us your reasons

Because of all the motorists entering and leaving, e.g., Hillsborough Tce, Grey intersection, Galloway St roundabout, Wairere Drive exit, it's safer to keep the speed limit at 60km/h.

**Cobham Drive Speed Limit Reduction Submissions received
17 March - 30 April 2025**

Date submitted Mar 26, 2025, 08:36 PM

Contribution ID 4359

Name Ele Duncan

Are you giving feedback on behalf of an organisation?

No – these are my own personal views

Would you like to make a verbal submission?

No thanks

Which option do you prefer?

Option 2: lift the speed limit back up to 80km/h

Tell us your reasons

Unnecessarily slow at 60km. Should never have been lowered.

**Cobham Drive Speed Limit Reduction Submissions received
17 March - 30 April 2025**

Date submitted Mar 26, 2025, 08:22 PM

Contribution ID 4358

Name Jo Payne

Are you giving feedback on behalf of an organisation?

No – these are my own personal views

Would you like to make a verbal submission?

No thanks

Which option do you prefer?

Option 1: keep the existing lower 60kmh speed limit

Tell us your reasons

It's safer.

**Cobham Drive Speed Limit Reduction Submissions received
17 March - 30 April 2025**

Date submitted Mar 26, 2025, 08:05 PM

Contribution ID 4357

Name Julia Wakerley

Are you giving feedback on behalf of an organisation?

No – these are my own personal views

Would you like to make a verbal submission?

No thanks

Which option do you prefer?

Option 1: keep the existing lower 60kmh speed limit

Tell us your reasons

**Cobham Drive Speed Limit Reduction Submissions received
17 March - 30 April 2025**

Date submitted Mar 26, 2025, 07:55 PM

Contribution ID 4356

Name Apisai

Are you giving feedback on behalf of an organisation?

No – these are my own personal views

Would you like to make a verbal submission?

No thanks

Which option do you prefer?

Option 1: keep the existing lower 60kmh speed limit

Tell us your reasons

More safer and low risk of fatalities.

**Cobham Drive Speed Limit Reduction Submissions received
17 March - 30 April 2025**

Date submitted Mar 26, 2025, 07:39 PM

Contribution ID 4355

Name Janet Weal

Are you giving feedback on behalf of an organisation?

No – these are my own personal views

Would you like to make a verbal submission?

No thanks

Which option do you prefer?

Option 1: keep the existing lower 60kmh speed limit

Tell us your reasons

The distance is quite short and I feel 60kmh is quite acceptable. 60kmh also makes it much much safer for traffic turning right from Cobham Drive onto Grey Street.

**Cobham Drive Speed Limit Reduction Submissions received
17 March - 30 April 2025**

Date submitted Mar 26, 2025, 07:27 PM

Contribution ID 4353

Name Chris Williams

Are you giving feedback on behalf of an organisation?

No – these are my own personal views

Would you like to make a verbal submission?

No thanks

Which option do you prefer?

Option 2: lift the speed limit back up to 80km/h

Tell us your reasons

2 Lanes. No footpaths or entry / exits.

**Cobham Drive Speed Limit Reduction Submissions received
17 March - 30 April 2025**

Date submitted Mar 26, 2025, 07:17 PM

Contribution ID 4352

Name Lara Anderson

Are you giving feedback on behalf of an organisation?

No – these are my own personal views

Would you like to make a verbal submission?

No thanks

Which option do you prefer?

Option 2: lift the speed limit back up to 80km/h

Tell us your reasons

Traffic flow was a lot better when the speed was 80km/h. I propose that perhaps during peak traffic hours such as 6-8am and 3-6pm the speed limit is then reduced to 60km/h.

**Cobham Drive Speed Limit Reduction Submissions received
17 March - 30 April 2025**

Date submitted Mar 26, 2025, 07:01 PM

Contribution ID 4350

Name Graeme McMillan

Are you giving feedback on behalf of an organisation?

No – these are my own personal views

Would you like to make a verbal submission?

No thanks

Which option do you prefer?

Option 2: lift the speed limit back up to 80km/h

Tell us your reasons

River Road also has upwards of 20,000 vpd, but unlike River Road, this section of Cobham Drive has no intersections, no driveways, no childcare centres, no public car parks, no pedestrians and no pedestrian crossings etc. Therefore the risk profile of this piece of road doesn't warrant a lower speed limit. Many drivers still drive at 80km/h on the road, and I would estimate that more than half drive at 70km/h. The main hazard on the road is the 2 blind bends - perhaps a compromise would be to reduce the speed in the area of the bends to 70 (or 60) but leave the straight at 80.

**Cobham Drive Speed Limit Reduction Submissions received
17 March - 30 April 2025**

Date submitted Mar 26, 2025, 07:01 PM

Contribution ID 4349

Name Steve Coles

Are you giving feedback on behalf of an organisation?

No – these are my own personal views

Would you like to make a verbal submission?

No thanks

Which option do you prefer?

Option 1: keep the existing lower 60kmh speed limit

Tell us your reasons

Slower the vehicles less damage!

It will not improve anything, like productivity.

**Cobham Drive Speed Limit Reduction Submissions received
17 March - 30 April 2025**

Date submitted Mar 26, 2025, 06:37 PM

Contribution ID 4348

Name Bao Hoang

Are you giving feedback on behalf of an organisation?

No – these are my own personal views

Would you like to make a verbal submission?

No thanks

Which option do you prefer?

Option 1: keep the existing lower 60kmh speed limit

Tell us your reasons

It just feels safer

**Cobham Drive Speed Limit Reduction Submissions received
17 March - 30 April 2025**

Date submitted Mar 26, 2025, 06:15 PM

Contribution ID 4346

Name Ella Simmons

Are you giving feedback on behalf of an organisation?

No – these are my own personal views

Would you like to make a verbal submission?

No thanks

Which option do you prefer?

Option 1: keep the existing lower 60kmh speed limit

Tell us your reasons

I'm a truck driver and I've seen the aftermath of the accidents along there at the higher speed limits. The lower speed limit allows people faster and more time to react ie slow down, be able to turn out of and into the side roads past the bridge at a reasonable speed without the risk of losing control, crashing and potentially shutting down the road for a long time. My other concern is the cyclists as much as people don't like them, the pedestrians that frequent the bridge and walkways along/under it and the residential homes being so close to Cobham drive would be majorly affected by any crashes and noise also. All in all I think 60 kms is a fair speed along there considering the normal areas are 50 kms so a little faster is ok there in my opinion.

As a car crash survivor who was involved in a headon along Totara St in Mt Maunganui Tauranga in 2020, if that had been 80 kms I probably wouldn't be here today and that's a similar road just not as residential but plenty of pedestrians and vehicles use that road so please, please keep it at 60 kms

And maybe look at installing a speed camera for those who can't read the speed signs and can't lift the foot off a peddle a bit.

Thank you

**Cobham Drive Speed Limit Reduction Submissions received
17 March - 30 April 2025**

Date submitted Mar 26, 2025, 06:09 PM

Contribution ID 4343

Name Emma James

Are you giving feedback on behalf of an organisation?

No – these are my own personal views

Would you like to make a verbal submission?

No thanks

Which option do you prefer?

Option 2: lift the speed limit back up to 80km/h

Tell us your reasons

It was previously 80km before it was 60km and it was fine. There are no driveways either side of the road, and yellow signs warn drivers of queues in peak hour. I've lived in Hamilton for ten years and this seems to be one of the least problematic roads, from someone who drives it almost every day. Frankly, most people still seem to do 70-80km down there anyway - I've not seen many people follow the new 60km speed limit. It's also not a pedestrian-friendly road (the footpath and cycleway are excellent - people use those instead of walking on the road itself) so that decreases the likeliness of the speed increase hurting pedestrians.

**Cobham Drive Speed Limit Reduction Submissions received
17 March - 30 April 2025**

Date submitted Mar 26, 2025, 06:02 PM

Contribution ID 4340

Name Jerran Dean

Are you giving feedback on behalf of an organisation?

No – these are my own personal views

Would you like to make a verbal submission?

No thanks

Which option do you prefer?

Option 2: lift the speed limit back up to 80km/h

Tell us your reasons

80km/h is not too fast for that road. There are no turn offs or driveways, besides the end of the road via a round about or traffic lights. It has been a safe road for years before the 60km/h change. Speed limits are not the issue within the waikato. It's the driver skill and discipline.

**Cobham Drive Speed Limit Reduction Submissions received
17 March - 30 April 2025**

Date submitted Mar 26, 2025, 05:54 PM

Contribution ID 4338

Name John Murray

Are you giving feedback on behalf of an organisation?

No – these are my own personal views

Would you like to make a verbal submission?

Which option do you prefer?

Option 2: lift the speed limit back up to 80km/h

Tell us your reasons

1. It is an arterial route with no footpaths immediately adjacent to the carriageway.
2. The 'speed environment' is still 80km/h. As an arterial route, it is predominantly frequented by regular users who drive to the conditions and, when there is no congestion, tend not to have changed their driving habits (in the space of a year) since the decades long 80km/h speed posting. Speed is reduced from 80km/h naturally during periods of congestion.
3. This survey predates that by NZTA for the contiguous SH1C highway, the new parts of which were likely designed for a speed environment of 90km/h (pre-existing 80km/h posting +10km/h). The results of that survey should inform this one.

**Cobham Drive Speed Limit Reduction Submissions received
17 March - 30 April 2025**

Date submitted Mar 26, 2025, 05:43 PM

Contribution ID 4337

Name Court

Are you giving feedback on behalf of an organisation?

No – these are my own personal views

Would you like to make a verbal submission?

No thanks

Which option do you prefer?

Option 2: lift the speed limit back up to 80km/h

Tell us your reasons

Data can be misleading without the full facts. Users drive at 70-80km/ hr anyway.

**Cobham Drive Speed Limit Reduction Submissions received
17 March - 30 April 2025**

Date submitted Mar 26, 2025, 05:43 PM

Contribution ID 4336

Name Cheryl T

Are you giving feedback on behalf of an organisation?

No – these are my own personal views

Would you like to make a verbal submission?

No thanks

Which option do you prefer?

Option 1: keep the existing lower 60kmh speed limit

Tell us your reasons

It's just safer

**Cobham Drive Speed Limit Reduction Submissions received
17 March - 30 April 2025**

Date submitted Mar 26, 2025, 05:39 PM

Contribution ID 4335

Name Bronwyn Atkinson

Are you giving feedback on behalf of an organisation?

No – these are my own personal views

Would you like to make a verbal submission?

No thanks

Which option do you prefer?

Option 2: lift the speed limit back up to 80km/h

Tell us your reasons

I have noticed a lot of the traffic very rarely do the 60ks along that road maybe change to 70ks. Or more speed cameras.

**Cobham Drive Speed Limit Reduction Submissions received
17 March - 30 April 2025**

Date submitted Mar 26, 2025, 05:28 PM

Contribution ID 4334

Name Vicky Burgess-Munro

Are you giving feedback on behalf of an organisation?

No – these are my own personal views

Would you like to make a verbal submission?

No thanks

Which option do you prefer?

Option 1: keep the existing lower 60kmh speed limit

Tell us your reasons

It's working fine.

**Cobham Drive Speed Limit Reduction Submissions received
17 March - 30 April 2025**

Date submitted Mar 26, 2025, 05:14 PM

Contribution ID 4332

Name Bindu

Are you giving feedback on behalf of an organisation?

No – these are my own personal views

Would you like to make a verbal submission?

No thanks

Which option do you prefer?

Option 2: lift the speed limit back up to 80km/h

Tell us your reasons

It's a safe drive to have a speed of 80km .

**Cobham Drive Speed Limit Reduction Submissions received
17 March - 30 April 2025**

Date submitted Mar 26, 2025, 05:10 PM

Contribution ID 4331

Name Judith Giddy

Are you giving feedback on behalf of an organisation?

No – these are my own personal views

Would you like to make a verbal submission?

No thanks

Which option do you prefer?

Option 2: lift the speed limit back up to 80km/h

Tell us your reasons

It is 2 lanes with a medium strip for safety. Definitely return to 80 km. 60 km is too slow

**Cobham Drive Speed Limit Reduction Submissions received
17 March - 30 April 2025**

Date submitted Mar 26, 2025, 05:01 PM

Contribution ID 4330

Name Kayla Gibbons

Are you giving feedback on behalf of an organisation?

No – these are my own personal views

Would you like to make a verbal submission?

No thanks

Which option do you prefer?

Option 2: lift the speed limit back up to 80km/h

Tell us your reasons

**Cobham Drive Speed Limit Reduction Submissions received
17 March - 30 April 2025**

Date submitted Mar 26, 2025, 04:45 PM

Contribution ID 4329

Name Anita Garratt

Are you giving feedback on behalf of an organisation?

No – these are my own personal views

Would you like to make a verbal submission?

No thanks

Which option do you prefer?

Option 1: keep the existing lower 60kmh speed limit

Tell us your reasons

Way too many accidents happen - the lower the speed limit, the less the damage/injury/loss of life.

**Cobham Drive Speed Limit Reduction Submissions received
17 March - 30 April 2025**

Date submitted Mar 26, 2025, 04:30 PM

Contribution ID 4328

Name Shona Gibbons

Are you giving feedback on behalf of an organisation?

No – these are my own personal views

Would you like to make a verbal submission?

No thanks

Which option do you prefer?

Option 2: lift the speed limit back up to 80km/h

Tell us your reasons

**Cobham Drive Speed Limit Reduction Submissions received
17 March - 30 April 2025**

Date submitted Mar 26, 2025, 03:31 PM

Contribution ID 4326

Name abby hill-seymour

Are you giving feedback on behalf of an organisation?

No – these are my own personal views

Would you like to make a verbal submission?

No thanks

Which option do you prefer?

Option 2: lift the speed limit back up to 80km/h

Tell us your reasons

It is too slow and unnecessary to be 60kmh. The curve signal sign should be 60kmh but the rest of the road should be 80kmh

**Cobham Drive Speed Limit Reduction Submissions received
17 March - 30 April 2025**

Date submitted Mar 26, 2025, 03:14 PM

Contribution ID 4325

Name Nicky Wise

Are you giving feedback on behalf of an organisation?

No – these are my own personal views

Would you like to make a verbal submission?

Which option do you prefer?

Option 2: lift the speed limit back up to 80km/h

Tell us your reasons

There are no houses around and 60km too slow

**Cobham Drive Speed Limit Reduction Submissions received
17 March - 30 April 2025**

Date submitted Mar 26, 2025, 03:10 PM

Contribution ID 4324

Name Derek

Are you giving feedback on behalf of an organisation?

No – these are my own personal views

Would you like to make a verbal submission?

No thanks

Which option do you prefer?

Option 2: lift the speed limit back up to 80km/h

Tell us your reasons

60 is way too slow

**Cobham Drive Speed Limit Reduction Submissions received
17 March - 30 April 2025**

Date submitted Mar 26, 2025, 02:04 PM

Contribution ID 4323

Name Lesley Beech

Are you giving feedback on behalf of an organisation?

No – these are my own personal views

Would you like to make a verbal submission?

No thanks

Which option do you prefer?

Option 1: keep the existing lower 60kmh speed limit

Tell us your reasons

Safety, safety, safety.

**Cobham Drive Speed Limit Reduction Submissions received
17 March - 30 April 2025**

Date submitted Mar 26, 2025, 01:48 PM

Contribution ID 4322

Name Nita Harding

Are you giving feedback on behalf of an organisation?

No – these are my own personal views

Would you like to make a verbal submission?

No thanks

Which option do you prefer?

Option 1: keep the existing lower 60kmh speed limit

Tell us your reasons

This is a much safer option for all road users. A proven record of reduced crashes at this speed compared to 80km/h demonstrates this. The time saving when driving at 80km/h compared to 60km/h on this short stretch of road is minimal. When traffic is heavy it isn't possible to travel at 60km/h on this road, let alone 80km/h. I think that just assessing these changes on the basis of time savings is very short sighted. Any crash creates delays for all road users and increases costs for those whose vehicles are damaged. There is also the cost in time and money to individuals and their families if injuries occur, and this seems to have been ignored completely.

**Cobham Drive Speed Limit Reduction Submissions received
17 March - 30 April 2025**

Date submitted Mar 26, 2025, 01:35 PM

Contribution ID 4321

Name Savana

Are you giving feedback on behalf of an organisation?

No – these are my own personal views

Would you like to make a verbal submission?

No thanks

Which option do you prefer?

Option 2: lift the speed limit back up to 80km/h

Tell us your reasons

**Cobham Drive Speed Limit Reduction Submissions received
17 March - 30 April 2025**

Date submitted Mar 26, 2025, 12:53 PM

Contribution ID 4320

Name Michael Thomson

Are you giving feedback on behalf of an organisation?

No – these are my own personal views

Would you like to make a verbal submission?

No thanks

Which option do you prefer?

Option 1: keep the existing lower 60kmh speed limit

Tell us your reasons

It's the section through the built up area in Hill Crest that needs the 50kph limit to remain.

**Cobham Drive Speed Limit Reduction Submissions received
17 March - 30 April 2025**

Date submitted Mar 26, 2025, 12:24 PM

Contribution ID 4319

Name Dug Stuart

Are you giving feedback on behalf of an organisation?

No – these are my own personal views

Would you like to make a verbal submission?

No thanks

Which option do you prefer?

Option 2: lift the speed limit back up to 80km/h

Tell us your reasons

There must be ways of getting around this city quicker.

Takes so long getting around Hamilton, might as well just not bother.

**Cobham Drive Speed Limit Reduction Submissions received
17 March - 30 April 2025**

Date submitted Mar 26, 2025, 12:22 PM

Contribution ID 4318

Name Peter Mayall

Are you giving feedback on behalf of an organisation?

No – these are my own personal views

Would you like to make a verbal submission?

No thanks

Which option do you prefer?

Option 2: lift the speed limit back up to 80km/h

Tell us your reasons

The lowering of the speed limit was a woke decision that stems from the Council's desire to prevent private vehicle owners from moving around the city freely.

The Council has been captured by a we know best ideology - is upset that the Government has seen through its guise of "safety" that mandated that they must be more sensible about speed limits on appropriate roads.

The expense of changing the road signs is a cost the Council must apologise to the public for - for lowering the speed limit in the first place. Then work out how the Council can do it cheaper - you inefficient wombles - free with the spending of ratepayer's money until the ratepayer wants something different to a woke Council.

The Council states that crash data shows 70% decrease, and the stats show no fatalities before the decrease but a fatal accident since the lowering of the speed limit? What does that tell you? How could you interpret them differently? Podium of truth - you know exactly what outcome you want but the public sees through this dishonest mix of stats.

What are the economic benefits of keeping Hamilton moving? How many fewer deaths as a result of appointment times kept, less frustration with Council?

During peak travel times, adult drivers drive to the conditions - we do not need paternal Council control over every aspect of our lives. Other times 80km/h is right for that section of the road.

And when you return the speed limit back to what the silent road user majority want - not your "consulted the public" fake surveys - please remove all the dangerous speed bumps around the city before more people die because emergency services took too long to reach them.

**Cobham Drive Speed Limit Reduction Submissions received
17 March - 30 April 2025**

Date submitted Mar 26, 2025, 12:12 PM

Contribution ID 4317

Name Carl Lickfold

Are you giving feedback on behalf of an organisation?

No – these are my own personal views

Would you like to make a verbal submission?

No thanks

Which option do you prefer?

Option 1: keep the existing lower 60kmh speed limit

Tell us your reasons

You can already travel at 80km/h on this road what is speed limit?

**Cobham Drive Speed Limit Reduction Submissions received
17 March - 30 April 2025**

Date submitted Mar 26, 2025, 11:46 AM

Contribution ID 4316

Name hamilton Ratepayer, Road User, cyclist, car owner, pedestrian.

Are you giving feedback on behalf of an organisation?

No – these are my own personal views

Would you like to make a verbal submission?

No thanks

Which option do you prefer?

Option 2: lift the speed limit back up to 80km/h

Tell us your reasons

You do not tell us in detail about the magical 70% (that's a lot) drop in accidents. You may have changed the way you measure, or collate your data to support your view. It happens a lot with central and local government and we are sick of it. I do not believe that it is 70% I am not a fool. Just put the limit back to 80 which it is meant to be and stop mucking around with things you know nothing about. Stick to basic services. Look at the mess you created on Rifle Range Road, the Dinsdale roundabout, the roundabout/traffic lights at Pukete, the road next to the old Founders Theatre - the list of expensive incompetencies goes on and on and supports my view that you should keep well away from this sort of decision making.

**Cobham Drive Speed Limit Reduction Submissions received
17 March - 30 April 2025**

Date submitted Mar 26, 2025, 10:11 AM

Contribution ID 4315

Name Sheila

Are you giving feedback on behalf of an organisation?

No – these are my own personal views

Would you like to make a verbal submission?

No thanks

Which option do you prefer?

Option 1: keep the existing lower 60kmh speed limit

Tell us your reasons

theres increasing numbers of young newly licensed drivers/drivers from overseas/speed hungry or just reckless drivers in Hamilton now so keeping the speed limit at 60kmh definitely promotes safety even if it is for just that stretch of road.

**Cobham Drive Speed Limit Reduction Submissions received
17 March - 30 April 2025**

Date submitted Mar 26, 2025, 09:58 AM

Contribution ID 4314

Name Fiona

Are you giving feedback on behalf of an organisation?

No – these are my own personal views

Would you like to make a verbal submission?

No thanks

Which option do you prefer?

Option 1: keep the existing lower 60kmh speed limit

Tell us your reasons

I travel this road often, I like travelling at 80km/h, but if it makes our roads safer in ANY way, then the speed should be slower. This is a very short piece of road, how much faster would a driver get to their destination if they were driving ever so slightly slower? Do we really need to get to our destination, what, 1 minute earlier?

I think we really need to think about WHY we are increasing the speed. Are people really in that much of a hurry? They couldn't leave home 1 minute earlier so our roads could be safer?

**Cobham Drive Speed Limit Reduction Submissions received
17 March - 30 April 2025**

Date submitted Mar 26, 2025, 09:21 AM

Contribution ID 4308

Name Tim

Are you giving feedback on behalf of an organisation?

No – these are my own personal views

Would you like to make a verbal submission?

No thanks

Which option do you prefer?

Option 2: lift the speed limit back up to 80km/h

Tell us your reasons

The road was designed for 80km/h, it seems counter-productive to make it have a lower speed limit. It is a very safe road to be 80km/h too, as it has excellent division between oncoming traffic and is well separated from pedestrians.

**Cobham Drive Speed Limit Reduction Submissions received
17 March - 30 April 2025**

Date submitted Mar 26, 2025, 06:56 AM

Contribution ID 4307

Name Gillian Dufty

Are you giving feedback on behalf of an organisation?

No – these are my own personal views

Would you like to make a verbal submission?

No thanks

Which option do you prefer?

Option 1: keep the existing lower 60kmh speed limit

Tell us your reasons

It is safer

It is better preparation for entering the city centre's lower speed areas

It is only a short section of highway which would require fast acceleration and deceleration for driving at 80km/h both of which increase danger

60km/h is an adequate speed close to the city centre

I lived in Hillcrest for over 20 years until recently and still use this route frequently for various reasons

**Cobham Drive Speed Limit Reduction Submissions received
17 March - 30 April 2025**

Date submitted Mar 26, 2025, 01:36 AM

Contribution ID 4306

Name Jose

Are you giving feedback on behalf of an organisation?

No – these are my own personal views

Would you like to make a verbal submission?

No thanks

Which option do you prefer?

Option 2: lift the speed limit back up to 80km/h

Tell us your reasons

**Cobham Drive Speed Limit Reduction Submissions received
17 March - 30 April 2025**

Date submitted Mar 25, 2025, 11:09 PM

Contribution ID 4304

Name MAX CHRISTOPHERSEN

Are you giving feedback on behalf of an organisation?

No – these are my own personal views

Would you like to make a verbal submission?

Which option do you prefer?

Option 1: keep the existing lower 60kmh speed limit

Tell us your reasons

I use the Cobham drive every day to get from Cardrona Road , Beerescourt, to Tamahere.

The traffics volumes at peak times are very slow. And congested.

I have lived in Hamilton since 1970 to 1985 and returned in 1991 until the present. Cobham Drive was an 80kph road for many years. But now 60 mph suits the huge increase in volume of use.

Also there is a corner just past the archery range on town side which floods on both central lanes regularly in heavy rain. A car hitting that at 80 log is going to cash!

**Cobham Drive Speed Limit Reduction Submissions received
17 March - 30 April 2025**

Date submitted Mar 25, 2025, 09:58 PM

Contribution ID 4303

Name Emil karlsson

Are you giving feedback on behalf of an organisation?

No – these are my own personal views

Would you like to make a verbal submission?

No thanks

Which option do you prefer?

Option 2: lift the speed limit back up to 80km/h

Tell us your reasons

**Cobham Drive Speed Limit Reduction Submissions received
17 March - 30 April 2025**

Date submitted Mar 25, 2025, 09:28 PM

Contribution ID 4302

Name Daniel Harrison

Are you giving feedback on behalf of an organisation?

No – these are my own personal views

Would you like to make a verbal submission?

No thanks

Which option do you prefer?

Option 1: keep the existing lower 60kmh speed limit

Tell us your reasons

KEEP 60KPH!

An "73% decrease in crashes" since the speed limit adjustment. That's 15 crashes down to 4, with the latter occurring at safer speeds. But also acknowledge the wide-ranging societal effects beyond the physical and financial toll; Here are a few pros and cons to the speed increase. Pros: Save ten seconds. Cons: An crash rate increase of 73%; Increased strain on our already struggling emergency services; Traffic congestion and road closures; Decrease NZL's already abysmal productivity rates; Infrastructure damage; Increase mortality risk. But also recognize the merging lanes which are difficult to coordinate at higher speeds.

**Cobham Drive Speed Limit Reduction Submissions received
17 March - 30 April 2025**

Date submitted Mar 25, 2025, 09:10 PM

Contribution ID 4301

Name J Purdy

Are you giving feedback on behalf of an organisation?

No – these are my own personal views

Would you like to make a verbal submission?

No thanks

Which option do you prefer?

Option 2: lift the speed limit back up to 80km/h

Tell us your reasons

**Cobham Drive Speed Limit Reduction Submissions received
17 March - 30 April 2025**

Date submitted Mar 25, 2025, 08:43 PM

Contribution ID 4300

Name Jessica

Are you giving feedback on behalf of an organisation?

No – these are my own personal views

Would you like to make a verbal submission?

No thanks

Which option do you prefer?

Option 2: lift the speed limit back up to 80km/h

Tell us your reasons

Too slow for the road, holds up commerce in the city. Building congestion. Additionally, because it is now unnecessarily slow, drivers aren't abiding by the new limit anyway.

**Cobham Drive Speed Limit Reduction Submissions received
17 March - 30 April 2025**

Date submitted Mar 25, 2025, 08:15 PM

Contribution ID 4299

Name Martin finney

Are you giving feedback on behalf of an organisation?

No – these are my own personal views

Would you like to make a verbal submission?

No thanks

Which option do you prefer?

Option 1: keep the existing lower 60kmh speed limit

Tell us your reasons

City bound traffic ...2 blind bends then approaches slow traffic or possible hidden que at the pak n save roundabout.

South bound traffic has one blind bend still susceptible to flooding in winter weather..also has slow speed 50 kph traffic merging g on that bend... the approaches traffic light, usually with slow moving or stopped vehicles at the intersection with the traffic lights.

Also....intersection at the traffic lights is used as a crossing by pedestrians.

Also the rest of Cobham drive is 60kph so raising the speed here to 80 kpm has no benefit at all and would have a possative impact on the traffic flow volume at all.

**Cobham Drive Speed Limit Reduction Submissions received
17 March - 30 April 2025**

Date submitted Mar 25, 2025, 08:11 PM

Contribution ID 4298

Name Rebecca Webber

Are you giving feedback on behalf of an organisation?

No – these are my own personal views

Would you like to make a verbal submission?

No thanks

Which option do you prefer?

Option 1: keep the existing lower 60kmh speed limit

Tell us your reasons

I think the speed limit should stay at 60kmh because I think it will make it more dangerous if it is increased to 80 kmh . I come down Normandy Avenue every morning and take the left lane that merges with Cobham Drive and I'm always worried about the cars coming from the other direction, even at 60kmh. The cars coming along Cobham Drive don't merge, even though the left hand lane I'm in is running out. They seem to think because they got a green light back at the traffic lights they can just gun it and keep going at speed. If you raise the speed to 80kmh then it will be even worse. If the speed is increased then the traffic light coverage should be extended so the traffic turning from Normandy Avenue left into Cobham Drive should have a green arrow with the traffic stopped in the other direction, not just a merging lane. Also I don't see what benefit raising the speed limit would have. We are talking about a very short stretch of road that, when I go through in the morning traffic, is a quarter filled with a line of cars as they queue at the Cobham Drive roundabout. The time saving between driving at 60kmh or 80kmh would be a couple of seconds if you are lucky. So I think it will become more dangerous for no gain in efficiency.

**Cobham Drive Speed Limit Reduction Submissions received
17 March - 30 April 2025**

Date submitted Mar 25, 2025, 08:00 PM

Contribution ID 4297

Name Sarah Burns

Are you giving feedback on behalf of an organisation?

No – these are my own personal views

Would you like to make a verbal submission?

No thanks

Which option do you prefer?

Option 2: lift the speed limit back up to 80km/h

Tell us your reasons

It should be 70km/hr. 60 is too slow but 80 is too fast

**Cobham Drive Speed Limit Reduction Submissions received
17 March - 30 April 2025**

Date submitted Mar 25, 2025, 07:51 PM

Contribution ID 4296

Name Kevin Foote

Are you giving feedback on behalf of an organisation?

No – these are my own personal views

Would you like to make a verbal submission?

No thanks

Which option do you prefer?

Option 2: lift the speed limit back up to 80km/h

Tell us your reasons

If we keep dumbing down driving then people will just get worse. There is nothing wrong with that road at 80km/hr. I think the focus needs to be put on the driver not the road. Driving skills are at an all time low in NZ and that need to be increased. More driver training is what is needed, don't blame the car, the road or everything else when ultimately it is the driver that is the problem.

**Cobham Drive Speed Limit Reduction Submissions received
17 March - 30 April 2025**

Date submitted Mar 25, 2025, 07:44 PM

Contribution ID 4295

Name Monika Sullivan

Are you giving feedback on behalf of an organisation?

No – these are my own personal views

Would you like to make a verbal submission?

No thanks

Which option do you prefer?

Option 2: lift the speed limit back up to 80km/h

Tell us your reasons

I've been driving that stretch of road every day for 25 years, and in all that time, I've never witnessed an accident. In my opinion, the speed reduction seems to only hinder the flow of traffic for commuters heading to and from work. Currently, most drivers ignore the speed limit and find themselves overtaking the few who stuck to the 60km limit.

**Cobham Drive Speed Limit Reduction Submissions received
17 March - 30 April 2025**

Date submitted Mar 25, 2025, 07:23 PM

Contribution ID 4293

Name Aiden James Starr

Are you giving feedback on behalf of an organisation?

No – these are my own personal views

Would you like to make a verbal submission?

No thanks

Which option do you prefer?

Option 2: lift the speed limit back up to 80km/h

Tell us your reasons

THIS ROAD IS EXTREMELY SLOW AND I DRIVE IT EVERYDAY AND MOST PEOPLE DRIVING THIS ROAD
ALREADY DRIVE AT 80KMS ANYWAY SO IT CHANGES NOTHING TO KEEP IT AT 60KM.

**Cobham Drive Speed Limit Reduction Submissions received
17 March - 30 April 2025**

Date submitted Mar 25, 2025, 06:59 PM

Contribution ID 4292

Name Oceaan Mckay

Are you giving feedback on behalf of an organisation?

No – these are my own personal views

Would you like to make a verbal submission?

No thanks

Which option do you prefer?

Option 2: lift the speed limit back up to 80km/h

Tell us your reasons

60 is too slow for this type of road

**Cobham Drive Speed Limit Reduction Submissions received
17 March - 30 April 2025**

Date submitted Mar 25, 2025, 06:57 PM

Contribution ID 4291

Name Jennifer Davies

Are you giving feedback on behalf of an organisation?

No – these are my own personal views

Would you like to make a verbal submission?

No thanks

Which option do you prefer?

Option 1: keep the existing lower 60kmh speed limit

Tell us your reasons

Driving on any roads in the city (especially the central city) should be slow across the board, irrespective of the road's status. Lower speed limits are crucial for improving safety for all road users and aligns with Council's strategies for the central city etc. Keeping the speed at 60 is also better for cyclists. I appreciate that this stretch of road isn't overly popular with cyclists (and there are no footpaths for pedestrians), however, in the future it would be great if this portion of Cobham Drive is safe for walking and cycling as it is really pleasant with all the trees and has a great connection to the river and adjacent parks. Keeping the speed limit at 60 for now gives some hope that an even better future state could be achieved later on. Keep the high speeds out of our city and on the highways

**Cobham Drive Speed Limit Reduction Submissions received
17 March - 30 April 2025**

Date submitted Mar 25, 2025, 06:45 PM

Contribution ID 4290

Name Charlotte

Are you giving feedback on behalf of an organisation?

No – these are my own personal views

Would you like to make a verbal submission?

No thanks

Which option do you prefer?

Option 2: lift the speed limit back up to 80km/h

Tell us your reasons

It is to slow which means it takes long to get to where I'm going

**Cobham Drive Speed Limit Reduction Submissions received
17 March - 30 April 2025**

Date submitted Mar 25, 2025, 06:17 PM

Contribution ID 4288

Name Janelle Bailey

Are you giving feedback on behalf of an organisation?

No – these are my own personal views

Would you like to make a verbal submission?

No thanks

Which option do you prefer?

Option 2: lift the speed limit back up to 80km/h

Tell us your reasons

Few if any stick to the current 60km limit as is.

**Cobham Drive Speed Limit Reduction Submissions received
17 March - 30 April 2025**

Date submitted Mar 25, 2025, 06:05 PM

Contribution ID 4287

Name Syed

Are you giving feedback on behalf of an organisation?

No – these are my own personal views

Would you like to make a verbal submission?

Yes, I would like to speak to Elected Members

Which option do you prefer?

Option 2: lift the speed limit back up to 80km/h

Tell us your reasons

**Cobham Drive Speed Limit Reduction Submissions received
17 March - 30 April 2025**

Date submitted Mar 25, 2025, 06:03 PM

Contribution ID 4286

Name Louise smith

Are you giving feedback on behalf of an organisation?

No – these are my own personal views

Would you like to make a verbal submission?

No thanks

Which option do you prefer?

Option 2: lift the speed limit back up to 80km/h

Tell us your reasons

**Cobham Drive Speed Limit Reduction Submissions received
17 March - 30 April 2025**

Date submitted Mar 25, 2025, 05:48 PM

Contribution ID 4285

Name Jenny

Are you giving feedback on behalf of an organisation?

No – these are my own personal views

Would you like to make a verbal submission?

No thanks

Which option do you prefer?

Option 2: lift the speed limit back up to 80km/h

Tell us your reasons

There's no residential houses or turns on the entire road. The layout is just like wairere drive

**Cobham Drive Speed Limit Reduction Submissions received
17 March - 30 April 2025**

Date submitted Mar 25, 2025, 05:48 PM

Contribution ID 4284

Name OCEAN

Are you giving feedback on behalf of an organisation?

No – these are my own personal views

Would you like to make a verbal submission?

Yes, I would like to speak to Elected Members

Which option do you prefer?

Option 2: lift the speed limit back up to 80km/h

Tell us your reasons

Personally i feel that bringing the 80km speed limit back is a very good idea

**Cobham Drive Speed Limit Reduction Submissions received
17 March - 30 April 2025**

Date submitted Mar 25, 2025, 05:41 PM

Contribution ID 4283

Name Clayton Smith

Are you giving feedback on behalf of an organisation?

No – these are my own personal views

Would you like to make a verbal submission?

No thanks

Which option do you prefer?

Option 2: lift the speed limit back up to 80km/h

Tell us your reasons

It's a dual carriage way, no driveways and footpaths are way over. Crawling around there at 60 seems ridiculous. As is 50km on Ohaupo rd - Take that back to 60..

**Cobham Drive Speed Limit Reduction Submissions received
17 March - 30 April 2025**

Date submitted Mar 25, 2025, 04:59 PM

Contribution ID 4282

Name Jane Doe

Are you giving feedback on behalf of an organisation?

No – these are my own personal views

Would you like to make a verbal submission?

No thanks

Which option do you prefer?

Option 1: keep the existing lower 60kmh speed limit

Tell us your reasons

I came here to vote for raising the speed limit up to 80km/h but then read that it was going to cost \$20k to change a few bloody signs. It takes an extra thirty seconds of your day to drive at 60 instead of 80. Save us all the twenty grand and leave it alone. Would hate to think how much this consultation costs. It's a bit of a piss-take at this point.

**Cobham Drive Speed Limit Reduction Submissions received
17 March - 30 April 2025**

Date submitted Mar 25, 2025, 04:54 PM

Contribution ID 4281

Name Dominic Freyberg

Are you giving feedback on behalf of an organisation?

No – these are my own personal views

Would you like to make a verbal submission?

No thanks

Which option do you prefer?

Option 2: lift the speed limit back up to 80km/h

Tell us your reasons

**Cobham Drive Speed Limit Reduction Submissions received
17 March - 30 April 2025**

Date submitted Mar 25, 2025, 04:48 PM

Contribution ID 4280

Name Fergus McRae

Are you giving feedback on behalf of an organisation?

No – these are my own personal views

Would you like to make a verbal submission?

No thanks

Which option do you prefer?

Option 2: lift the speed limit back up to 80km/h

Tell us your reasons

**Cobham Drive Speed Limit Reduction Submissions received
17 March - 30 April 2025**

Date submitted Mar 25, 2025, 04:43 PM

Contribution ID 4279

Name Dearna Mackay

Are you giving feedback on behalf of an organisation?

No – these are my own personal views

Would you like to make a verbal submission?

No thanks

Which option do you prefer?

Option 2: lift the speed limit back up to 80km/h

Tell us your reasons

Most vehicles are already driving down there up to 80km/h and it would be safer for all traffic to do the speed limit.

**Cobham Drive Speed Limit Reduction Submissions received
17 March - 30 April 2025**

Date submitted Mar 25, 2025, 04:12 PM

Contribution ID 4277

Name Liam O'Brien

Are you giving feedback on behalf of an organisation?

No – these are my own personal views

Would you like to make a verbal submission?

No thanks

Which option do you prefer?

Option 1: keep the existing lower 60kmh speed limit

Tell us your reasons

Unless you're driving very aggressively, you would only be going 80 for maybe 15 seconds along that short stretch between ANZAC and Normandy, in my mind this is not a reasonable trade off for road safety. Also, many people still treat this road as if it was 80, so if you do anything, PLEASE install speed cameras.

**Cobham Drive Speed Limit Reduction Submissions received
17 March - 30 April 2025**

Date submitted Mar 25, 2025, 04:12 PM

Contribution ID 4276

Name Keiichi

Are you giving feedback on behalf of an organisation?

No – these are my own personal views

Would you like to make a verbal submission?

No thanks

Which option do you prefer?

Option 2: lift the speed limit back up to 80km/h

Tell us your reasons

People end up speeding up to 80 anyways, clearly the public is used and ok with the road being at 80 like the rest of Wairere Dr. In terms of safety? I think adding another speed bump before the roundabout would be ideal to slow people down for the round about at Pak N Save

**Cobham Drive Speed Limit Reduction Submissions received
17 March - 30 April 2025**

Date submitted Mar 25, 2025, 03:33 PM

Contribution ID 4274

Name Lynette Mayn

Are you giving feedback on behalf of an organisation?

No – these are my own personal views

Would you like to make a verbal submission?

No thanks

Which option do you prefer?

Option 1: keep the existing lower 60kmh speed limit

Tell us your reasons

The current speed limit of 60km/h has shown the reduction of accidents in that area and retaining that limit will continue to maintain that level of safety for road users.

**Cobham Drive Speed Limit Reduction Submissions received
17 March - 30 April 2025**

Date submitted Mar 25, 2025, 02:55 PM

Contribution ID 4272

Name Aaron Reid

Are you giving feedback on behalf of an organisation?

No – these are my own personal views

Would you like to make a verbal submission?

No thanks

Which option do you prefer?

Option 2: lift the speed limit back up to 80km/h

Tell us your reasons

Cobham drive always was 80km, It has no houses, no driveways and no crossings, at the current 60km people are tending to go 50km or lower on average I get stuck going 40km (or less) or what has been an 80km road my entire life.

**Cobham Drive Speed Limit Reduction Submissions received
17 March - 30 April 2025**

Date submitted Mar 25, 2025, 02:54 PM

Contribution ID 4271

Name Jeff Hancock

Are you giving feedback on behalf of an organisation?

No – these are my own personal views

Would you like to make a verbal submission?

No thanks

Which option do you prefer?

Option 2: lift the speed limit back up to 80km/h

Tell us your reasons

In my opinion the speed limit of 80km/hr should not have reduced in the first place. I've driven this road consistently for about 58 years and never had any issues with the 80km/hr speed. Even now driving at 60 I am constantly being overtaken so let's just get things back to where they were and have a constant 80 limit throughout. 60 is just too slow. And as for use by cyclists there is an existing adequate cycle path. Also suggesting that it will cost up to \$20,000 to change seems preposterous - just get recycle all the old signage.

**Cobham Drive Speed Limit Reduction Submissions received
17 March - 30 April 2025**

Date submitted Mar 25, 2025, 02:06 PM

Contribution ID 4270

Name Jake Clarke

Are you giving feedback on behalf of an organisation?

No – these are my own personal views

Would you like to make a verbal submission?

No thanks

Which option do you prefer?

Option 2: lift the speed limit back up to 80km/h

Tell us your reasons

60 is ridiculous on Cobham Drive, I drive this everyday and everyone goes 80 anyway. Keeping it at 60 is slowing down a busy growing city.

**Cobham Drive Speed Limit Reduction Submissions received
17 March - 30 April 2025**

Date submitted Mar 25, 2025, 12:53 PM

Contribution ID 4269

Name Sam

Are you giving feedback on behalf of an organisation?

No – these are my own personal views

Would you like to make a verbal submission?

No thanks

Which option do you prefer?

Option 1: keep the existing lower 60kmh speed limit

Tell us your reasons

The corners are near blinding. It's such a short stretch of road to speed up to to then quickly come to a near stop on both ends. Heading both ways during winter months tend to have flooding and with slower speeds it has allowed people to move in the the outer lanes more comfortably (fixing the sw management in the area is not happening so be real). How could you not ignore the fact that there have been 70% less crashes since the change.

**Cobham Drive Speed Limit Reduction Submissions received
17 March - 30 April 2025**

Date submitted Mar 25, 2025, 12:40 PM

Contribution ID 4268

Name Ben Emerson

Are you giving feedback on behalf of an organisation?

No – these are my own personal views

Would you like to make a verbal submission?

No thanks

Which option do you prefer?

Option 2: lift the speed limit back up to 80km/h

Tell us your reasons

Drive this road everyday to work and school; majority of people traveling on this stretch of road always go 80k/m so why not make it that was at 60k/m is too slow!

**Cobham Drive Speed Limit Reduction Submissions received
17 March - 30 April 2025**

Date submitted Mar 25, 2025, 12:21 PM

Contribution ID 4266

Name Jamie Zhang

Are you giving feedback on behalf of an organisation?

No – these are my own personal views

Would you like to make a verbal submission?

No thanks

Which option do you prefer?

Option 1: keep the existing lower 60kmh speed limit

Tell us your reasons

It is such a small section and all exits (apart from the SH1C SH1C section) to this section have a lower speed limit anyway. bringing it back to 80km/h likely won't decrease the commute time for most people. In comparison, the reduction of the crash rate is way more beneficial to the community.

**Cobham Drive Speed Limit Reduction Submissions received
17 March - 30 April 2025**

Date submitted Mar 25, 2025, 12:21 PM

Contribution ID 4265

Name G Williams

Are you giving feedback on behalf of an organisation?

No – these are my own personal views

Would you like to make a verbal submission?

No thanks

Which option do you prefer?

Option 2: lift the speed limit back up to 80km/h

Tell us your reasons

80km hour traffic flows very well, especially with roundabouts. when it is peak hour traffic it becomes even more important to move at a faster pace.

**Cobham Drive Speed Limit Reduction Submissions received
17 March - 30 April 2025**

Date submitted Mar 25, 2025, 12:16 PM

Contribution ID 4264

Name Dakota White

Are you giving feedback on behalf of an organisation?

No – these are my own personal views

Would you like to make a verbal submission?

No thanks

Which option do you prefer?

Option 2: lift the speed limit back up to 80km/h

Tell us your reasons

Less congestion of traffic

**Cobham Drive Speed Limit Reduction Submissions received
17 March - 30 April 2025**

Date submitted Mar 25, 2025, 12:13 PM

Contribution ID 4263

Name Sky White

Are you giving feedback on behalf of an organisation?

No – these are my own personal views

Would you like to make a verbal submission?

No thanks

Which option do you prefer?

Option 2: lift the speed limit back up to 80km/h

Tell us your reasons

it is imperative to change the speed limit back to 80klm. The 60 klm causes higher density traffic which leads to far too much congestion. At busy times the cars at the traffic lights on Normandy to 1c intersection can barely move, if the traffic further up Cobham drive, was flowing at 80klm pace then there will be less congestion as too many cars on the road at the same time, we must get it flowing better along Cobham Drive to 80klm. Also turning right onto Grey street would be easier if the traffic was flowing at an 80klm pace, leaving a much bigger gap back at the Normandy lights. There is more congestion on that part of the road making it more unsafe at 60klm, changing it back to 80klm would be best. 80klm has always worked well along Cobham drive, keeping it at 60klm makes no logical sense it just causes unnecessary congestion.

**Cobham Drive Speed Limit Reduction Submissions received
17 March - 30 April 2025**

Date submitted Mar 25, 2025, 11:52 AM

Contribution ID 4262

Name Emmie Meszaros

Are you giving feedback on behalf of an organisation?

No – these are my own personal views

Would you like to make a verbal submission?

No thanks

Which option do you prefer?

Option 1: keep the existing lower 60kmh speed limit

Tell us your reasons

I find that most drivers still go 80kms. I feel that it's likely that if the speed limit is returned to 80, drivers will go back to driving at least 80kms not a limit of 80kms. I've felt much safer travelling at 60kms on this busy stretch of road. Especially in the winter when it's wet and partially flooded.

**Cobham Drive Speed Limit Reduction Submissions received
17 March - 30 April 2025**

Date submitted Mar 25, 2025, 11:52 AM

Contribution ID 4261

Name Margaret Langdon

Are you giving feedback on behalf of an organisation?

No – these are my own personal views

Would you like to make a verbal submission?

No thanks

Which option do you prefer?

Option 1: keep the existing lower 60kmh speed limit

Tell us your reasons

This is a busy section of road, with cars turning often into Pak 'n Save, Clarence Street and shopping areas. 80kph is much too fast on this road and is likely to cause more accidents.

The standard of driving has decreased in recent years, drivers often do not signal their intentions to turn and this increases the risk of accidents at 80kph.

**Cobham Drive Speed Limit Reduction Submissions received
17 March - 30 April 2025**

Date submitted Mar 25, 2025, 11:31 AM

Contribution ID 4259

Name Mark Taylor

Are you giving feedback on behalf of an organisation?

No – these are my own personal views

Would you like to make a verbal submission?

No thanks

Which option do you prefer?

Option 2: lift the speed limit back up to 80km/h

Tell us your reasons

It is too slow for the type of road, feels like you are not moving sometimes. When it is busy everything naturally slows down.

**Cobham Drive Speed Limit Reduction Submissions received
17 March - 30 April 2025**

Date submitted Mar 25, 2025, 09:57 AM

Contribution ID 4257

Name Ben Williams

Are you giving feedback on behalf of an organisation?

No – these are my own personal views

Would you like to make a verbal submission?

No thanks

Which option do you prefer?

Option 2: lift the speed limit back up to 80km/h

Tell us your reasons

The road is capable and safe at 80km/h. 60 is too slow and a waste of time

**Cobham Drive Speed Limit Reduction Submissions received
17 March - 30 April 2025**

Date submitted Mar 25, 2025, 09:33 AM

Contribution ID 4256

Name Logan Ross

Are you giving feedback on behalf of an organisation?

No – these are my own personal views

Would you like to make a verbal submission?

No thanks

Which option do you prefer?

Option 2: lift the speed limit back up to 80km/h

Tell us your reasons

There are minimal traffic conflict points along this stretch of road, as summarised below:

- There are no vehicle entrances onto this stretch of road.
- There is no on-street parking.
- The only intersection is a merging lane from Hillsborough Terrace which has good sight visibility, is well controlled, and provides adequate length for acceleration to 80km/h prior to merging.
- Both intersections at either end of this stretch of road are well controlled with hidden queue advance warning signs.

The initial change to 60km/h was unjustified and should be reversed.

Additionally, when commuting daily along this road at the current speed limit of 60km/h I am frequently tailgated and passed. This indicates that the natural traffic flow speed is more inline with the 80km/h limit.

**Cobham Drive Speed Limit Reduction Submissions received
17 March - 30 April 2025**

Date submitted Mar 25, 2025, 09:17 AM

Contribution ID 4255

Name Erica Cammack

Are you giving feedback on behalf of an organisation?

No – these are my own personal views

Would you like to make a verbal submission?

No thanks

Which option do you prefer?

Option 1: keep the existing lower 60kmh speed limit

Tell us your reasons

This section of road is surrounded by 50 and 60 speed limit. It does not need to be increased to 80. It is much safer at the lower speed limit, and affects travel times minimally.

**Cobham Drive Speed Limit Reduction Submissions received
17 March - 30 April 2025**

Date submitted Mar 25, 2025, 08:56 AM

Contribution ID 4254

Name Ashley slater

Are you giving feedback on behalf of an organisation?

No – these are my own personal views

Would you like to make a verbal submission?

No thanks

Which option do you prefer?

Option 2: lift the speed limit back up to 80km/h

Tell us your reasons

That whole area used to be 80km and traffic flow was much better back then. Have avoided the whole area since.

**Cobham Drive Speed Limit Reduction Submissions received
17 March - 30 April 2025**

Date submitted Mar 25, 2025, 08:51 AM

Contribution ID 4253

Name Adam Peck

Are you giving feedback on behalf of an organisation?

No – these are my own personal views

Would you like to make a verbal submission?

No thanks

Which option do you prefer?

Option 2: lift the speed limit back up to 80km/h

Tell us your reasons

**Cobham Drive Speed Limit Reduction Submissions received
17 March - 30 April 2025**

Date submitted Mar 25, 2025, 08:39 AM

Contribution ID 4252

Name David McNab

Are you giving feedback on behalf of an organisation?

No – these are my own personal views

Would you like to make a verbal submission?

No thanks

Which option do you prefer?

Option 2: lift the speed limit back up to 80km/h

Tell us your reasons

Like Wairere Drive, Cobham Drive is a crucial arterial road, linking highways into and out of Hamilton, and providing a streamlined route for drivers entering, leaving, and transiting through Hamilton.

The national speed limit reduction campaign has been flawed from the start. Even at 60km/h limit, drivers will find ways to come to harm from cellphone distractions, drugs/alcohol, road rage and contempt for whatever the speed limit is.

The only way to eliminate fatalities on any road is to reduce speed limits to walking pace.

Instead of the blunt instrument of reducing harm through lower speed limits, the smarter approach is to find danger spots (eg the tight bend near the bridge) and place prominent advisory signs, even radar-triggered electronic warning signs.

80km/h is a reasonable speed limit for an arterial road, and facilitates faster transit for all manner of traffic.

**Cobham Drive Speed Limit Reduction Submissions received
17 March - 30 April 2025**

Date submitted Mar 25, 2025, 08:24 AM

Contribution ID 4251

Name Inspector Jeff Penno

Are you giving feedback on behalf of an organisation?

Yes - I am the official spokesperson for: New Zealand Police

Would you like to make a verbal submission?

No thanks

Which option do you prefer?

Option 1: keep the existing lower 60kmh speed limit

Tell us your reasons

Police support the speed limit at 60 km/h for safety reasons.

The reduction in crashes under the current 60 km/h is evidence of increased safety on a significant arterial route for the city carrying large traffic volumes, often at speed due to congestion much lower than the posted limit. Crashes cause significant delays to Hamilton commuters and have a negative economic impact as a result. Increased travel times are seconds only and far outweighed by the public safety.

**Cobham Drive Speed Limit Reduction Submissions received
17 March - 30 April 2025**

Date submitted Mar 25, 2025, 08:22 AM

Contribution ID 4250

Name Sarah Belsham

Are you giving feedback on behalf of an organisation?

No – these are my own personal views

Would you like to make a verbal submission?

No thanks

Which option do you prefer?

Option 2: lift the speed limit back up to 80km/h

Tell us your reasons

the traffic flows much better at 80km/h and a lot of people still drive that speed anyway as reducing it was unnecessary

**Cobham Drive Speed Limit Reduction Submissions received
17 March - 30 April 2025**

Date submitted Mar 25, 2025, 08:22 AM

Contribution ID 4249

Name Sarah

Are you giving feedback on behalf of an organisation?

No – these are my own personal views

Would you like to make a verbal submission?

No thanks

Which option do you prefer?

Option 1: keep the existing lower 60kmh speed limit

Tell us your reasons

I've travelled on this road every week for about 7 years. I was pleased when the speed limit was reduced to 60 as there are several potential hazards along this road. I would like to see the 60 limit remain from Hamilton Gardens through to Pak N Save on Tristram. On this part of Cobham Drive there are several intersections, 2 merge lanes and blind corners on the section between Normandy ave and Pak N Save. This section of road is also prone to flooding. I do not believe that the blanket return to old speed limits is a good thing at all. Thank you for allowing rate payers to have an opinion.

**Cobham Drive Speed Limit Reduction Submissions received
17 March - 30 April 2025**

Date submitted Mar 25, 2025, 08:16 AM
Contribution ID 4248

Name Tim Hawke

Are you giving feedback on behalf of an organisation?
No – these are my own personal views

Would you like to make a verbal submission?
No thanks

Which option do you prefer?
Option 2: lift the speed limit back up to 80km/h

Tell us your reasons
There is too long a delay getting into the city

**Cobham Drive Speed Limit Reduction Submissions received
17 March - 30 April 2025**

Date submitted Mar 25, 2025, 07:36 AM

Contribution ID 4246

Name Tyra

Are you giving feedback on behalf of an organisation?

No – these are my own personal views

Would you like to make a verbal submission?

No thanks

Which option do you prefer?

Option 2: lift the speed limit back up to 80km/h

Tell us your reasons

**Cobham Drive Speed Limit Reduction Submissions received
17 March - 30 April 2025**

Date submitted Mar 25, 2025, 06:55 AM

Contribution ID 4245

Name James Cuming

Are you giving feedback on behalf of an organisation?

No – these are my own personal views

Would you like to make a verbal submission?

No thanks

Which option do you prefer?

Option 1: keep the existing lower 60kmh speed limit

Tell us your reasons

Because of the crash data provided that indicates that it is the safest speed. I have noticed while driving that a lot of drivers continue to speed along this stretch of road, more than 60kms and wonder if speed cameras could be installed for revenue collecting for the City Council.

**Cobham Drive Speed Limit Reduction Submissions received
17 March - 30 April 2025**

Date submitted Mar 25, 2025, 06:42 AM

Contribution ID 4244

Name Stephanie

Are you giving feedback on behalf of an organisation?

No – these are my own personal views

Would you like to make a verbal submission?

No thanks

Which option do you prefer?

Option 2: lift the speed limit back up to 80km/h

Tell us your reasons

I didn't see any reason for it to be reduced in the first place, it's not used by anyone other than vehicles and the speed gets naturally lowered when it bottle necks at peak times.

**Cobham Drive Speed Limit Reduction Submissions received
17 March - 30 April 2025**

Date submitted Mar 25, 2025, 06:03 AM

Contribution ID 4243

Name A

Are you giving feedback on behalf of an organisation?

No – these are my own personal views

Would you like to make a verbal submission?

No thanks

Which option do you prefer?

Option 1: keep the existing lower 60kmh speed limit

Tell us your reasons

60 is save

**Cobham Drive Speed Limit Reduction Submissions received
17 March - 30 April 2025**

Date submitted Mar 25, 2025, 05:56 AM
Contribution ID 4242

Name Johanita Janse van Rensburg

Are you giving feedback on behalf of an organisation?
No – these are my own personal views

Would you like to make a verbal submission?
No thanks

Which option do you prefer?
Option 2: lift the speed limit back up to 80km/h

Tell us your reasons
People are still going 80km
It slows traffic too much

**Cobham Drive Speed Limit Reduction Submissions received
17 March - 30 April 2025**

Date submitted Mar 25, 2025, 05:28 AM

Contribution ID 4241

Name Robert Anderson

Are you giving feedback on behalf of an organisation?

No – these are my own personal views

Would you like to make a verbal submission?

No thanks

Which option do you prefer?

Option 2: lift the speed limit back up to 80km/h

Tell us your reasons

Traffic travels at 80 most of the time anyway.

It impedes the flow

**Cobham Drive Speed Limit Reduction Submissions received
17 March - 30 April 2025**

Date submitted Mar 25, 2025, 02:06 AM

Contribution ID 4238

Name Tayla Pyke

Are you giving feedback on behalf of an organisation?

No – these are my own personal views

Would you like to make a verbal submission?

No thanks

Which option do you prefer?

Option 2: lift the speed limit back up to 80km/h

Tell us your reasons

Because it's slow it's an empty road so I don't see why not

**Cobham Drive Speed Limit Reduction Submissions received
17 March - 30 April 2025**

Date submitted Mar 25, 2025, 01:17 AM
Contribution ID 4237

Name Brydon Sundgren

Are you giving feedback on behalf of an organisation?
No – these are my own personal views

Would you like to make a verbal submission?
No thanks

Which option do you prefer?
Option 1: keep the existing lower 60kmh speed limit

Tell us your reasons
Makes the road safer for all to use.
No need to have a 80km/h speed limit there, bordering the central city.

**Cobham Drive Speed Limit Reduction Submissions received
17 March - 30 April 2025**

Date submitted Mar 24, 2025, 11:26 PM

Contribution ID 4236

Name Radu Nicolae

Are you giving feedback on behalf of an organisation?

No – these are my own personal views

Would you like to make a verbal submission?

No thanks

Which option do you prefer?

Option 2: lift the speed limit back up to 80km/h

Tell us your reasons

There were never any problems with the 80/kmh speed limit, no accidents and no complaints, but family and friends all dislike the 60 limit including me. And everytime I drive down, people are all still going 80 implying that a lot of people preferred the original speed rather than this 60 one.

**Cobham Drive Speed Limit Reduction Submissions received
17 March - 30 April 2025**

Date submitted Mar 24, 2025, 10:50 PM

Contribution ID 4234

Name Chris Hartley

Are you giving feedback on behalf of an organisation?

No – these are my own personal views

Would you like to make a verbal submission?

No thanks

Which option do you prefer?

Option 2: lift the speed limit back up to 80km/h

Tell us your reasons

Keep Hamilton moving

**Cobham Drive Speed Limit Reduction Submissions received
17 March - 30 April 2025**

Date submitted Mar 24, 2025, 10:33 PM

Contribution ID 4233

Name Gavin Brough

Are you giving feedback on behalf of an organisation?

No – these are my own personal views

Would you like to make a verbal submission?

No thanks

Which option do you prefer?

Option 1: keep the existing lower 60kmh speed limit

Tell us your reasons

It's such a short portion of road (in discussion). Raising to 80km/h won't have meaningful impact on travel time, though such a change WILL increase crash rates.

**Cobham Drive Speed Limit Reduction Submissions received
17 March - 30 April 2025**

Date submitted Mar 24, 2025, 10:22 PM

Contribution ID 4232

Name Cameron B

Are you giving feedback on behalf of an organisation?

No – these are my own personal views

Would you like to make a verbal submission?

No thanks

Which option do you prefer?

Option 2: lift the speed limit back up to 80km/h

Tell us your reasons

**Cobham Drive Speed Limit Reduction Submissions received
17 March - 30 April 2025**

Date submitted Mar 24, 2025, 09:51 PM

Contribution ID 4229

Name Komal Mehta

Are you giving feedback on behalf of an organisation?

No – these are my own personal views

Would you like to make a verbal submission?

No thanks

Which option do you prefer?

Option 1: keep the existing lower 60kmh speed limit

Tell us your reasons

It's internal and near to city so keeping it 60 also works.

**Cobham Drive Speed Limit Reduction Submissions received
17 March - 30 April 2025**

Date submitted Mar 24, 2025, 09:50 PM

Contribution ID 4228

Name Deb Clark

Are you giving feedback on behalf of an organisation?

No – these are my own personal views

Would you like to make a verbal submission?

No thanks

Which option do you prefer?

Option 2: lift the speed limit back up to 80km/h

Tell us your reasons

It's a mini motorway.

Keep the traffic moving.

Not a built up area do no safety concerns.

And ... why do you need to know my age and ethnicity? It's completely irrelevant.

**Cobham Drive Speed Limit Reduction Submissions received
17 March - 30 April 2025**

Date submitted Mar 24, 2025, 09:36 PM

Contribution ID 4226

Name Jonathan Jensen

Are you giving feedback on behalf of an organisation?

No – these are my own personal views

Would you like to make a verbal submission?

No thanks

Which option do you prefer?

Option 1: keep the existing lower 60kmh speed limit

Tell us your reasons

Safety first

**Cobham Drive Speed Limit Reduction Submissions received
17 March - 30 April 2025**

Date submitted Mar 24, 2025, 09:22 PM

Contribution ID 4225

Name Naimish Randeri

Are you giving feedback on behalf of an organisation?

No – these are my own personal views

Would you like to make a verbal submission?

No thanks

Which option do you prefer?

Option 2: lift the speed limit back up to 80km/h

Tell us your reasons

fuel efficiency.

Less hazard or residency or foot traffic.

**Cobham Drive Speed Limit Reduction Submissions received
17 March - 30 April 2025**

Date submitted Mar 24, 2025, 09:17 PM

Contribution ID 4224

Name Shirish Nagar

Are you giving feedback on behalf of an organisation?

No – these are my own personal views

Would you like to make a verbal submission?

No thanks

Which option do you prefer?

Option 1: keep the existing lower 60kmh speed limit

Tell us your reasons

Lesser the city speed, more thr safer

**Cobham Drive Speed Limit Reduction Submissions received
17 March - 30 April 2025**

Date submitted Mar 24, 2025, 09:01 PM

Contribution ID 4220

Name Nigel Wilton

Are you giving feedback on behalf of an organisation?

No – these are my own personal views

Would you like to make a verbal submission?

No thanks

Which option do you prefer?

Option 2: lift the speed limit back up to 80km/h

Tell us your reasons

The road is two lane, with traffic all flowing in the same direction, with no chance of a head on crash. The vast majority of traffic I experience everyday still travels at 80km/hr anyway.

**Cobham Drive Speed Limit Reduction Submissions received
17 March - 30 April 2025**

Date submitted Mar 24, 2025, 08:51 PM

Contribution ID 4218

Name Alastair Crocket

Are you giving feedback on behalf of an organisation?

No – these are my own personal views

Would you like to make a verbal submission?

No thanks

Which option do you prefer?

Option 1: keep the existing lower 60kmh speed limit

Tell us your reasons

Safety should rule speed limit decisions

**Cobham Drive Speed Limit Reduction Submissions received
17 March - 30 April 2025**

Date submitted Mar 24, 2025, 08:18 PM

Contribution ID 4216

Name Vox Populi

Are you giving feedback on behalf of an organisation?

No – these are my own personal views

Would you like to make a verbal submission?

No thanks

Which option do you prefer?

Option 2: lift the speed limit back up to 80km/h

Tell us your reasons

The speed limit reduction was arbitrary and politically motivated. It was the literal embodiment of the nanny state's attempt to put a hand-brake on Kiwi productivity and efficiency.

**Cobham Drive Speed Limit Reduction Submissions received
17 March - 30 April 2025**

Date submitted Mar 24, 2025, 07:29 PM

Contribution ID 4213

Name Alexandra

Are you giving feedback on behalf of an organisation?

No – these are my own personal views

Would you like to make a verbal submission?

No thanks

Which option do you prefer?

Option 2: lift the speed limit back up to 80km/h

Tell us your reasons

Most motorists do not adhere to the current speed limit along that stretch of road.

**Cobham Drive Speed Limit Reduction Submissions received
17 March - 30 April 2025**

Date submitted Mar 24, 2025, 06:42 PM

Contribution ID 4210

Name Chris Hendy

Are you giving feedback on behalf of an organisation?

No – these are my own personal views

Would you like to make a verbal submission?

No thanks

Which option do you prefer?

Option 1: keep the existing lower 60kmh speed limit

Tell us your reasons

Too dangerous especially for traffic joining along the river bank and with a hidden queue at PackandSave exit

**Cobham Drive Speed Limit Reduction Submissions received
17 March - 30 April 2025**

Date submitted Mar 24, 2025, 06:24 PM

Contribution ID 4209

Name Alistair Steyn-Ross

Are you giving feedback on behalf of an organisation?

No – these are my own personal views

Would you like to make a verbal submission?

No thanks

Which option do you prefer?

Option 1: keep the existing lower 60kmh speed limit

Tell us your reasons

The 'hidden queue' that can form at the Tristram St end of this section of Cobham Drive can make driving hazardous. Raising the speed limit to 80 km/h will increase the stopping distance, thus increasing the risk of multiple nose-to-tail collisions and consequent injuries.

**Cobham Drive Speed Limit Reduction Submissions received
17 March - 30 April 2025**

Date submitted Mar 24, 2025, 06:16 PM

Contribution ID 4208

Name Darryn Jonson

Are you giving feedback on behalf of an organisation?

No – these are my own personal views

Would you like to make a verbal submission?

No thanks

Which option do you prefer?

Option 2: lift the speed limit back up to 80km/h

Tell us your reasons

Because you woke councillors are turning this city into a cycle city! Roads are for vehicles that pay road users... cycles don't!

**Cobham Drive Speed Limit Reduction Submissions received
17 March - 30 April 2025**

Date submitted Mar 24, 2025, 06:05 PM

Contribution ID 4205

Name Hossein

Are you giving feedback on behalf of an organisation?

No – these are my own personal views

Would you like to make a verbal submission?

No thanks

Which option do you prefer?

Option 2: lift the speed limit back up to 80km/h

Tell us your reasons

**Cobham Drive Speed Limit Reduction Submissions received
17 March - 30 April 2025**

Date submitted Mar 24, 2025, 06:02 PM

Contribution ID 4204

Name Olivia

Are you giving feedback on behalf of an organisation?

No – these are my own personal views

Would you like to make a verbal submission?

No thanks

Which option do you prefer?

Option 2: lift the speed limit back up to 80km/h

Tell us your reasons

The road was designed for cars to go up to 80km/h.

**Cobham Drive Speed Limit Reduction Submissions received
17 March - 30 April 2025**

Date submitted Mar 24, 2025, 05:51 PM

Contribution ID 4203

Name Nic Lake

Are you giving feedback on behalf of an organisation?

No – these are my own personal views

Would you like to make a verbal submission?

No thanks

Which option do you prefer?

Option 2: lift the speed limit back up to 80km/h

Tell us your reasons

Stricter driving tests. Lose licence when have accidents and have to resist. Stop lowering speeds it's just crap

**Cobham Drive Speed Limit Reduction Submissions received
17 March - 30 April 2025**

Date submitted Mar 24, 2025, 05:44 PM

Contribution ID 4202

Name Kirsty

Are you giving feedback on behalf of an organisation?

No – these are my own personal views

Would you like to make a verbal submission?

No thanks

Which option do you prefer?

Option 2: lift the speed limit back up to 80km/h

Tell us your reasons

To help ease traffic flow during heavy traffic periods.

**Cobham Drive Speed Limit Reduction Submissions received
17 March - 30 April 2025**

Date submitted Mar 24, 2025, 05:13 PM

Contribution ID 4199

Name Kathie Crocket

Are you giving feedback on behalf of an organisation?

No – these are my own personal views

Would you like to make a verbal submission?

No thanks

Which option do you prefer?

Option 1: keep the existing lower 60kmh speed limit

Tell us your reasons

I trust the evidence that there have been fewer accidents and fewer serious accidents since the lowering of the speed limit on Cobham Drive. As well, my own experience has been that driver behavior has improved: drivers have been more courteous of one another when travelling at 60kph, thus for example enabling easier lane changing.

**Cobham Drive Speed Limit Reduction Submissions received
17 March - 30 April 2025**

Date submitted Mar 24, 2025, 05:01 PM

Contribution ID 4197

Name Bridget Slater

Are you giving feedback on behalf of an organisation?

No – these are my own personal views

Would you like to make a verbal submission?

No thanks

Which option do you prefer?

Option 2: lift the speed limit back up to 80km/h

Tell us your reasons

We are held up enough during our commute around the city by speed humps and inlane bus stops. An increase to 80kms on this stretch road is a good idea

**Cobham Drive Speed Limit Reduction Submissions received
17 March - 30 April 2025**

Date submitted Mar 24, 2025, 04:54 PM

Contribution ID 4196

Name Tianming Chan

Are you giving feedback on behalf of an organisation?

No – these are my own personal views

Would you like to make a verbal submission?

No thanks

Which option do you prefer?

Option 1: keep the existing lower 60kmh speed limit

Tell us your reasons

If true, the crash reduction alone is pretty compelling.

The time saved by increasing the speed limit seems minimal anyway.

Easier merging from Hillsborough terrace southbound.

80kmph onto the roundabout seems redundant entering town.

I'm assuming that there will be a reduced pollution volume with lower speeds as per other sections of road.

**Cobham Drive Speed Limit Reduction Submissions received
17 March - 30 April 2025**

Date submitted Mar 24, 2025, 04:34 PM

Contribution ID 4195

Name Robert McKenzie

Are you giving feedback on behalf of an organisation?

No – these are my own personal views

Would you like to make a verbal submission?

No thanks

Which option do you prefer?

Option 1: keep the existing lower 60kmh speed limit

Tell us your reasons

lower speed limits are safer for all road users

**Cobham Drive Speed Limit Reduction Submissions received
17 March - 30 April 2025**

Date submitted Mar 24, 2025, 04:04 PM

Contribution ID 4192

Name Nigel Campbell

Are you giving feedback on behalf of an organisation?

No – these are my own personal views

Would you like to make a verbal submission?

No thanks

Which option do you prefer?

Option 2: lift the speed limit back up to 80km/h

Tell us your reasons

There are 2 lanes, the road is wide. 60 is too slow for this piece of road

**Cobham Drive Speed Limit Reduction Submissions received
17 March - 30 April 2025**

Date submitted Mar 24, 2025, 03:39 PM

Contribution ID 4191

Name Michael Thorne

Are you giving feedback on behalf of an organisation?

No – these are my own personal views

Would you like to make a verbal submission?

No thanks

Which option do you prefer?

Option 1: keep the existing lower 60kmh speed limit

Tell us your reasons

There is very limited forward visibility around the bends with standing traffic at peak times after the bend. This led to harsh braking and near misses on a daily basis when the speed limit was 80kph. Drivers are now travelling more considerately with time to react to stationary queues around the bends. Raising the speed limit will make the road more dangerous with an increase in near misses and actual crashes.

**Cobham Drive Speed Limit Reduction Submissions received
17 March - 30 April 2025**

Date submitted Mar 24, 2025, 03:15 PM

Contribution ID 4190

Name Sami Raunio

Are you giving feedback on behalf of an organisation?

No – these are my own personal views

Would you like to make a verbal submission?

No thanks

Which option do you prefer?

Option 1: keep the existing lower 60kmh speed limit

Tell us your reasons

It is a short road distance, no benefit for faster speed and 60km was noted to have significantly less accidents

**Cobham Drive Speed Limit Reduction Submissions received
17 March - 30 April 2025**

Date submitted Mar 24, 2025, 03:12 PM

Contribution ID 4189

Name Andrew Wilson

Are you giving feedback on behalf of an organisation?

No – these are my own personal views

Would you like to make a verbal submission?

No thanks

Which option do you prefer?

Option 2: lift the speed limit back up to 80km/h

Tell us your reasons

**Cobham Drive Speed Limit Reduction Submissions received
17 March - 30 April 2025**

Date submitted Mar 24, 2025, 03:10 PM

Contribution ID 4188

Name Sophie Coffey

Are you giving feedback on behalf of an organisation?

No – these are my own personal views

Would you like to make a verbal submission?

No thanks

Which option do you prefer?

Option 2: lift the speed limit back up to 80km/h

Tell us your reasons

The whole cobham drive should be back to 80km . Even get passed by police without sirens on going 60kmh it's ridiculously slow for this stretch of road and the new over bridge

**Cobham Drive Speed Limit Reduction Submissions received
17 March - 30 April 2025**

Date submitted Mar 24, 2025, 03:08 PM

Contribution ID 4187

Name Donna Dold

Are you giving feedback on behalf of an organisation?

No – these are my own personal views

Would you like to make a verbal submission?

No thanks

Which option do you prefer?

Option 1: keep the existing lower 60kmh speed limit

Tell us your reasons

Safety. The road veers to the left towards Anglesea St and cars speed there now over 60.

**Cobham Drive Speed Limit Reduction Submissions received
17 March - 30 April 2025**

Date submitted Mar 24, 2025, 02:04 PM

Contribution ID 4183

Name Showan

Are you giving feedback on behalf of an organisation?

No – these are my own personal views

Would you like to make a verbal submission?

No thanks

Which option do you prefer?

Option 2: lift the speed limit back up to 80km/h

Tell us your reasons

It should be better to go back to 80km/h as I have observed it's a safe road to drive with 80km/h.

**Cobham Drive Speed Limit Reduction Submissions received
17 March - 30 April 2025**

Date submitted Mar 24, 2025, 01:00 PM

Contribution ID 4174

Name Brent Purcell

Are you giving feedback on behalf of an organisation?

No – these are my own personal views

Would you like to make a verbal submission?

No thanks

Which option do you prefer?

Option 2: lift the speed limit back up to 80km/h

Tell us your reasons

60kmh is to slow

Nobody does 60 kmh

**Cobham Drive Speed Limit Reduction Submissions received
17 March - 30 April 2025**

Date submitted Mar 24, 2025, 12:49 PM

Contribution ID 4172

Name Ann-Marie

Are you giving feedback on behalf of an organisation?

No – these are my own personal views

Would you like to make a verbal submission?

No thanks

Which option do you prefer?

Option 2: lift the speed limit back up to 80km/h

Tell us your reasons

People drive down there already at 80km its a motorway so should increase to what it used to be.

**Cobham Drive Speed Limit Reduction Submissions received
17 March - 30 April 2025**

Date submitted Mar 24, 2025, 12:49 PM

Contribution ID 4171

Name Karen

Are you giving feedback on behalf of an organisation?

No – these are my own personal views

Would you like to make a verbal submission?

No thanks

Which option do you prefer?

Option 2: lift the speed limit back up to 80km/h

Tell us your reasons

**Cobham Drive Speed Limit Reduction Submissions received
17 March - 30 April 2025**

Date submitted Mar 24, 2025, 12:19 PM

Contribution ID 4167

Name Alexandra O'Reilly

Are you giving feedback on behalf of an organisation?

No – these are my own personal views

Would you like to make a verbal submission?

No thanks

Which option do you prefer?

Option 2: lift the speed limit back up to 80km/h

Tell us your reasons

Improved traffic flow, advances in car safety technology, consistency with driver behaviour, reduced travel time - benefiting businesses, emergency services and overall productivity (= economic benefits), and environmental benefits (less emissions compared to constant breaking and accelerating in slower traffic).

**Cobham Drive Speed Limit Reduction Submissions received
17 March - 30 April 2025**

Date submitted Mar 24, 2025, 12:16 PM

Contribution ID 4166

Name Peter MacGibbon

Are you giving feedback on behalf of an organisation?

No – these are my own personal views

Would you like to make a verbal submission?

No thanks

Which option do you prefer?

Option 1: keep the existing lower 60kmh speed limit

Tell us your reasons

Some years ago I was tail ended when I was stopped by a queue of traffic back from the Normandy intersection on the blind bend just after the Tristram roundabout. This would not have happened with the speed at 60kph.

**Cobham Drive Speed Limit Reduction Submissions received
17 March - 30 April 2025**

Date submitted Mar 24, 2025, 12:10 PM

Contribution ID 4164

Name Marguerite Bell

Are you giving feedback on behalf of an organisation?

No – these are my own personal views

Would you like to make a verbal submission?

No thanks

Which option do you prefer?

Option 1: keep the existing lower 60kmh speed limit

Tell us your reasons

The safety of all road users is important across our city - leave the speed lower.

**Cobham Drive Speed Limit Reduction Submissions received
17 March - 30 April 2025**

Date submitted Mar 24, 2025, 11:50 AM

Contribution ID 4162

Name Lachlan

Are you giving feedback on behalf of an organisation?

No – these are my own personal views

Would you like to make a verbal submission?

No thanks

Which option do you prefer?

Option 2: lift the speed limit back up to 80km/h

Tell us your reasons

**Cobham Drive Speed Limit Reduction Submissions received
17 March - 30 April 2025**

Date submitted Mar 24, 2025, 11:35 AM

Contribution ID 4160

Name Suzanne

Are you giving feedback on behalf of an organisation?

No – these are my own personal views

Would you like to make a verbal submission?

No thanks

Which option do you prefer?

Option 1: keep the existing lower 60kmh speed limit

Tell us your reasons

I urge the council to retain the 60kph speed limit on the busy road near my home. This section of road runs alongside Graham Park, which is situated below residential streets. The park is increasingly used as a pedestrian crossing for residents accessing the river walks, as the traffic lights at Melville Skate Park are too far for many walkers. Families and young adults frequently cross the road at Graham Park, emphasizing the need for safer conditions. This aligns with the NZ Government's 'Setting Speed Limits 2024' policy, which promotes safer, quieter, and healthier urban environments. Lower speeds reduce crash risks, protect pedestrians and pets, and significantly lessen noise pollution, which is particularly disruptive at higher speeds. Maintaining the 60kph limit prioritizes community well-being and supports the principles of this policy, benefiting nearby residents and proven by the 73% reduction in accidents since the speed limit was lowered.

**Cobham Drive Speed Limit Reduction Submissions received
17 March - 30 April 2025**

Date submitted Mar 24, 2025, 11:16 AM
Contribution ID 4158

Name Brad Davison

Are you giving feedback on behalf of an organisation?
No – these are my own personal views

Would you like to make a verbal submission?
No thanks

Which option do you prefer?
Option 2: lift the speed limit back up to 80km/h

Tell us your reasons

**Cobham Drive Speed Limit Reduction Submissions received
17 March - 30 April 2025**

Date submitted Mar 24, 2025, 10:00 AM

Contribution ID 4152

Name Kai Xi Lin

Are you giving feedback on behalf of an organisation?

No – these are my own personal views

Would you like to make a verbal submission?

No thanks

Which option do you prefer?

Option 1: keep the existing lower 60kmh speed limit

Tell us your reasons

Too many crashes and people speed along that road, please keep the lower speed limit

**Cobham Drive Speed Limit Reduction Submissions received
17 March - 30 April 2025**

Date submitted Mar 24, 2025, 09:21 AM

Contribution ID 4150

Name [Redacted]

Are you giving feedback on behalf of an organisation?

No – these are my own personal views

Would you like to make a verbal submission?

No thanks

Which option do you prefer?

Option 2: lift the speed limit back up to 80km/h

Tell us your reasons

Please leave Wairere Drive at 80km.

Please increase Cobham drive to 80km as it was. Shouldn't cost much, as you should have retained the old signs.

Too many raised crossings. Remember, roads are for vehicles not pedestrians. Bring back Zebra crossings.

**Cobham Drive Speed Limit Reduction Submissions received
17 March - 30 April 2025**

Date submitted Mar 24, 2025, 08:51 AM

Contribution ID 4148

Name Bolivia Newton

Are you giving feedback on behalf of an organisation?

No – these are my own personal views

Would you like to make a verbal submission?

No thanks

Which option do you prefer?

Option 1: keep the existing lower 60kmh speed limit

Tell us your reasons

60 kph is perfectly acceptable - the road is almost always busy. There is no good reason to increase the speed limit again at all - lives and safety should prevail. The only argument one needs is the 70% decrease in crashes since the speed limit was lowered.

**Cobham Drive Speed Limit Reduction Submissions received
17 March - 30 April 2025**

Date submitted Mar 24, 2025, 08:47 AM
Contribution ID 4147

Name Jesse Brake

Are you giving feedback on behalf of an organisation?
No – these are my own personal views

Would you like to make a verbal submission?
No thanks

Which option do you prefer?
Option 1: keep the existing lower 60kmh speed limit

Tell us your reasons
Given that it's a main road used during the day, a lot of the time you're not getting to 60 anyway.

**Cobham Drive Speed Limit Reduction Submissions received
17 March - 30 April 2025**

Date submitted Mar 24, 2025, 08:22 AM

Contribution ID 4146

Name Anne Worth

Are you giving feedback on behalf of an organisation?

No – these are my own personal views

Would you like to make a verbal submission?

No thanks

Which option do you prefer?

Option 1: keep the existing lower 60kmh speed limit

Tell us your reasons

It's a busy road and a lower speed limit makes it safer

**Cobham Drive Speed Limit Reduction Submissions received
17 March - 30 April 2025**

Date submitted Mar 24, 2025, 08:22 AM
Contribution ID 4145

Name Kate

Are you giving feedback on behalf of an organisation?
No – these are my own personal views

Would you like to make a verbal submission?
No thanks

Which option do you prefer?
Option 1: keep the existing lower 60kmh speed limit

Tell us your reasons
Safety and cost

**Cobham Drive Speed Limit Reduction Submissions received
17 March - 30 April 2025**

Date submitted Mar 24, 2025, 08:19 AM

Contribution ID 4144

Name Anchit

Are you giving feedback on behalf of an organisation?

No – these are my own personal views

Would you like to make a verbal submission?

No thanks

Which option do you prefer?

Option 2: lift the speed limit back up to 80km/h

Tell us your reasons

This section of road is safe to increase limits to 80 as there are no intersections, no residents etc in this area plus it helps with the traffic moving.

**Cobham Drive Speed Limit Reduction Submissions received
17 March - 30 April 2025**

Date submitted Mar 24, 2025, 08:10 AM

Contribution ID 4143

Name Jody lawrence

Are you giving feedback on behalf of an organisation?

No – these are my own personal views

Would you like to make a verbal submission?

No thanks

Which option do you prefer?

Option 1: keep the existing lower 60kmh speed limit

Tell us your reasons

Dangerous stretch of road

Most people drive 80km anyway

Increasing speed limit will mean people travel even faster

Need roundabouts to improve intersection safety eg cobham and grey

**Cobham Drive Speed Limit Reduction Submissions received
17 March - 30 April 2025**

Date submitted Mar 24, 2025, 07:54 AM

Contribution ID 4142

Name Marie Snowball

Are you giving feedback on behalf of an organisation?

No – these are my own personal views

Would you like to make a verbal submission?

No thanks

Which option do you prefer?

Option 2: lift the speed limit back up to 80km/h

Tell us your reasons

I drive on this stretch of the Cobham Drive every day I go to work. Most of the traffic still continues to drive at 80km. It is two laned with an extensive medium barrier separating it from the other side of the road. There is no other roads going off or coming on in this section of Cobham Drive. There was no reason to reduce this in the first place.

**Cobham Drive Speed Limit Reduction Submissions received
17 March - 30 April 2025**

Date submitted Mar 24, 2025, 07:35 AM

Contribution ID 4141

Name Kate Millen

Are you giving feedback on behalf of an organisation?

No – these are my own personal views

Would you like to make a verbal submission?

No thanks

Which option do you prefer?

Option 1: keep the existing lower 60kmh speed limit

Tell us your reasons

I believe it should stay at the lower speed of 60kmh. A 73% drop in crashes is huge and I think that shows that it should stay lower

**Cobham Drive Speed Limit Reduction Submissions received
17 March - 30 April 2025**

Date submitted Mar 24, 2025, 07:27 AM

Contribution ID 4140

Name Bhupendra Bhattarai

Are you giving feedback on behalf of an organisation?

No – these are my own personal views

Would you like to make a verbal submission?

No thanks

Which option do you prefer?

Option 2: lift the speed limit back up to 80km/h

Tell us your reasons

Safer and faster I recon. Much better during peak hours as that drive starting to get congestion.

**Cobham Drive Speed Limit Reduction Submissions received
17 March - 30 April 2025**

Date submitted Mar 24, 2025, 07:22 AM

Contribution ID 4139

Name Maurice Kemp

Are you giving feedback on behalf of an organisation?

No – these are my own personal views

Would you like to make a verbal submission?

No thanks

Which option do you prefer?

Option 2: lift the speed limit back up to 80km/h

Tell us your reasons

**Cobham Drive Speed Limit Reduction Submissions received
17 March - 30 April 2025**

Date submitted Mar 24, 2025, 07:09 AM

Contribution ID 4138

Name Kristina

Are you giving feedback on behalf of an organisation?

No – these are my own personal views

Would you like to make a verbal submission?

No thanks

Which option do you prefer?

Option 2: lift the speed limit back up to 80km/h

Tell us your reasons

It is an expressway section of roading with no bike or foot traffic. Lowering to 60 has caused traffic build up and a lot of people still drive at the original speed. Council had no issue with the cost lowering the speed so using that as a reason to retain the speed is grasping at straws.

**Cobham Drive Speed Limit Reduction Submissions received
17 March - 30 April 2025**

Date submitted Mar 24, 2025, 06:49 AM

Contribution ID 4137

Name Megan challies

Are you giving feedback on behalf of an organisation?

No – these are my own personal views

Would you like to make a verbal submission?

No thanks

Which option do you prefer?

Option 2: lift the speed limit back up to 80km/h

Tell us your reasons

Most people go 80km/hr anyway. 60km/hr is too slow

**Cobham Drive Speed Limit Reduction Submissions received
17 March - 30 April 2025**

Date submitted Mar 24, 2025, 06:46 AM

Contribution ID 4136

Name Andrew Shanks

Are you giving feedback on behalf of an organisation?

No – these are my own personal views

Would you like to make a verbal submission?

No thanks

Which option do you prefer?

Option 1: keep the existing lower 60kmh speed limit

Tell us your reasons

Speed limit reductions have resulted in lower injury and fatality rates. It is insane to increase the number of injuries and deaths for the sake of saving a few seconds and lowering yourself to populist politics.

**Cobham Drive Speed Limit Reduction Submissions received
17 March - 30 April 2025**

Date submitted Mar 24, 2025, 06:28 AM

Contribution ID 4135

Name Divyesh

Are you giving feedback on behalf of an organisation?

No – these are my own personal views

Would you like to make a verbal submission?

No thanks

Which option do you prefer?

Option 2: lift the speed limit back up to 80km/h

Tell us your reasons

**Cobham Drive Speed Limit Reduction Submissions received
17 March - 30 April 2025**

Date submitted Mar 24, 2025, 06:18 AM

Contribution ID 4134

Name Eli

Are you giving feedback on behalf of an organisation?

No – these are my own personal views

Would you like to make a verbal submission?

No thanks

Which option do you prefer?

Option 2: lift the speed limit back up to 80km/h

Tell us your reasons

It was fine at 80 before it was changed and it will be fine at 80 after the change

**Cobham Drive Speed Limit Reduction Submissions received
17 March - 30 April 2025**

Date submitted Mar 24, 2025, 05:58 AM

Contribution ID 4133

Name Jonathan Donald

Are you giving feedback on behalf of an organisation?

No – these are my own personal views

Would you like to make a verbal submission?

No thanks

Which option do you prefer?

Option 2: lift the speed limit back up to 80km/h

Tell us your reasons

**Cobham Drive Speed Limit Reduction Submissions received
17 March - 30 April 2025**

Date submitted Mar 24, 2025, 01:51 AM

Contribution ID 4132

Name Lane Parahi Sands

Are you giving feedback on behalf of an organisation?

No – these are my own personal views

Would you like to make a verbal submission?

No thanks

Which option do you prefer?

Option 1: keep the existing lower 60kmh speed limit

Tell us your reasons

If there was 70% reduction in accidents then the 60km/h speed limit is a good thing.

**Cobham Drive Speed Limit Reduction Submissions received
17 March - 30 April 2025**

Date submitted Mar 24, 2025, 12:03 AM

Contribution ID 4131

Name Luana McKenzie

Are you giving feedback on behalf of an organisation?

No – these are my own personal views

Would you like to make a verbal submission?

No thanks

Which option do you prefer?

Option 2: lift the speed limit back up to 80km/h

Tell us your reasons

60kmh is too slow as it's like a motorway.

**Cobham Drive Speed Limit Reduction Submissions received
17 March - 30 April 2025**

Date submitted Mar 23, 2025, 10:45 PM

Contribution ID 4130

Name Jason Church

Are you giving feedback on behalf of an organisation?

No – these are my own personal views

Would you like to make a verbal submission?

No thanks

Which option do you prefer?

Option 2: lift the speed limit back up to 80km/h

Tell us your reasons

Improved traffic flow

**Cobham Drive Speed Limit Reduction Submissions received
17 March - 30 April 2025**

Date submitted Mar 23, 2025, 10:26 PM

Contribution ID 4129

Name A

Are you giving feedback on behalf of an organisation?

No – these are my own personal views

Would you like to make a verbal submission?

No thanks

Which option do you prefer?

Option 2: lift the speed limit back up to 80km/h

Tell us your reasons

It helps disperse traffic faster

**Cobham Drive Speed Limit Reduction Submissions received
17 March - 30 April 2025**

Date submitted Mar 23, 2025, 09:44 PM

Contribution ID 4128

Name Anna Teata

Are you giving feedback on behalf of an organisation?

No – these are my own personal views

Would you like to make a verbal submission?

No thanks

Which option do you prefer?

Option 2: lift the speed limit back up to 80km/h

Tell us your reasons

I don't like you're poll because these are not the only 2 options. I think a 70km speed limit would be appropriate.

**Cobham Drive Speed Limit Reduction Submissions received
17 March - 30 April 2025**

Date submitted Mar 23, 2025, 09:27 PM

Contribution ID 4127

Name Michael Clapp

Are you giving feedback on behalf of an organisation?

No – these are my own personal views

Would you like to make a verbal submission?

No thanks

Which option do you prefer?

Option 1: keep the existing lower 60kmh speed limit

Tell us your reasons

Lower speed limits help save lives and the additional travel time as a result of the lower limit is negligible. The governments directive to reinstate the higher speed limit is both naive and misguided. As a nearby resident, I've noticed it's taken a long time for people to acclimatize to the lower speed limit and now its looking promising and showing tangible results, the government wants to reverse the good work? Doesn't make any sense

**Cobham Drive Speed Limit Reduction Submissions received
17 March - 30 April 2025**

Date submitted Mar 23, 2025, 09:19 PM

Contribution ID 4126

Name Heidi Collins

Are you giving feedback on behalf of an organisation?

No – these are my own personal views

Would you like to make a verbal submission?

No thanks

Which option do you prefer?

Option 2: lift the speed limit back up to 80km/h

Tell us your reasons

This has significantly slowed down the area and caused traffic congestion

The road is built for higher speed limit and reducing it was completely unnecessary

Increase it back to 80kms and get this area moving.

**Cobham Drive Speed Limit Reduction Submissions received
17 March - 30 April 2025**

Date submitted Mar 23, 2025, 09:11 PM

Contribution ID 4125

Name Darren Little

Are you giving feedback on behalf of an organisation?

No – these are my own personal views

Would you like to make a verbal submission?

No thanks

Which option do you prefer?

Option 2: lift the speed limit back up to 80km/h

Tell us your reasons

60 is too slow for a main arterial highway.

**Cobham Drive Speed Limit Reduction Submissions received
17 March - 30 April 2025**

Date submitted Mar 23, 2025, 09:11 PM

Contribution ID 4124

Name Penny Taylor

Are you giving feedback on behalf of an organisation?

No – these are my own personal views

Would you like to make a verbal submission?

No thanks

Which option do you prefer?

Option 2: lift the speed limit back up to 80km/h

Tell us your reasons

It was fine at 80 kms. The traffic flowed freely with no problems.

I was surprised when it went down to 60 kms as I've never seen any accidents there.

Has there been a lot of traffic issues along that stretch of road to warrant the council lowering the speed?

**Cobham Drive Speed Limit Reduction Submissions received
17 March - 30 April 2025**

Date submitted Mar 23, 2025, 08:48 PM

Contribution ID 4123

Name Julian Perkins

Are you giving feedback on behalf of an organisation?

No – these are my own personal views

Would you like to make a verbal submission?

No thanks

Which option do you prefer?

Option 1: keep the existing lower 60kmh speed limit

Tell us your reasons

The blind corners and regular queues are a dangerous combination, for which the sixty limit is appropriate.

It is a short stretch of road on which increasing the speed limit will not provide a significant reduction in journey time.

At busy times, the road capacity is limited by the junctions at either end. There is no point in driving fast just to join the same queue that would have been reached at a safer speed.

**Cobham Drive Speed Limit Reduction Submissions received
17 March - 30 April 2025**

Date submitted Mar 23, 2025, 08:47 PM

Contribution ID 4122

Name Zoe

Are you giving feedback on behalf of an organisation?

No – these are my own personal views

Would you like to make a verbal submission?

No thanks

Which option do you prefer?

Option 2: lift the speed limit back up to 80km/h

Tell us your reasons

60km is too slow for that portion of road. Given each traffic direction is separated by landscaping there's no risk of head ons. Most people still drive 80km anyway. From what I have observed the past few years of the crashes on that stretch speed does not appear to be a main factor, rather its inattentive/inexperienced drivers or heavy rain causing flooding which causes people to swerve into the other lane. Improving the drainage system would likely prevent more crashes than reducing the speed.

**Cobham Drive Speed Limit Reduction Submissions received
17 March - 30 April 2025**

Date submitted Mar 23, 2025, 08:37 PM

Contribution ID 4121

Name Michael

Are you giving feedback on behalf of an organisation?

No – these are my own personal views

Would you like to make a verbal submission?

No thanks

Which option do you prefer?

Option 2: lift the speed limit back up to 80km/h

Tell us your reasons

**Cobham Drive Speed Limit Reduction Submissions received
17 March - 30 April 2025**

Date submitted Mar 23, 2025, 08:30 PM

Contribution ID 4120

Name Lynley Cumberpatch

Are you giving feedback on behalf of an organisation?

No – these are my own personal views

Would you like to make a verbal submission?

No thanks

Which option do you prefer?

Option 1: keep the existing lower 60kmh speed limit

Tell us your reasons

If accidents have decreased it is obviously a good idea to keep the speed limit at 60

**Cobham Drive Speed Limit Reduction Submissions received
17 March - 30 April 2025**

Date submitted Mar 23, 2025, 08:29 PM

Contribution ID 4119

Name Lynette Duffield

Are you giving feedback on behalf of an organisation?

No – these are my own personal views

Would you like to make a verbal submission?

No thanks

Which option do you prefer?

Option 1: keep the existing lower 60kmh speed limit

Tell us your reasons

I travel it every day and people are still going fast on it but I feel safer with it at 60

**Cobham Drive Speed Limit Reduction Submissions received
17 March - 30 April 2025**

Date submitted Mar 23, 2025, 07:40 PM

Contribution ID 4118

Name Amy

Are you giving feedback on behalf of an organisation?

No – these are my own personal views

Would you like to make a verbal submission?

No thanks

Which option do you prefer?

Option 2: lift the speed limit back up to 80km/h

Tell us your reasons

Everyone still travels at 80km and there has been no more or less accidents since the change

**Cobham Drive Speed Limit Reduction Submissions received
17 March - 30 April 2025**

Date submitted Mar 23, 2025, 07:24 PM

Contribution ID 4117

Name Kris Holmes

Are you giving feedback on behalf of an organisation?

No – these are my own personal views

Would you like to make a verbal submission?

No thanks

Which option do you prefer?

Option 2: lift the speed limit back up to 80km/h

Tell us your reasons

Drivers are already doing 80, I know as I drive that road twice a day. Which means that the reduce in accidents wasn't related to speed. There's enough roads with reduced speeds within Hamilton that a road that is dual carriage with a barrier between the opposite direction doesn't need to be.

**Cobham Drive Speed Limit Reduction Submissions received
17 March - 30 April 2025**

Date submitted Mar 23, 2025, 07:21 PM

Contribution ID 4116

Name Risit

Are you giving feedback on behalf of an organisation?

No – these are my own personal views

Would you like to make a verbal submission?

No thanks

Which option do you prefer?

Option 2: lift the speed limit back up to 80km/h

Tell us your reasons

It's a wide open road and I have seen most of the people driving over the limit on these road and I also think that the current speed limit is little slow for this road

**Cobham Drive Speed Limit Reduction Submissions received
17 March - 30 April 2025**

Date submitted Mar 23, 2025, 07:18 PM

Contribution ID 4115

Name Rachel

Are you giving feedback on behalf of an organisation?

No – these are my own personal views

Would you like to make a verbal submission?

No thanks

Which option do you prefer?

Option 2: lift the speed limit back up to 80km/h

Tell us your reasons

Most of the cars are driving more than 70km/h even the speed limit is 60km/h. Better flow of transport.

**Cobham Drive Speed Limit Reduction Submissions received
17 March - 30 April 2025**

Date submitted Mar 23, 2025, 07:12 PM

Contribution ID 4114

Name Jas

Are you giving feedback on behalf of an organisation?

No – these are my own personal views

Would you like to make a verbal submission?

No thanks

Which option do you prefer?

Option 1: keep the existing lower 60kmh speed limit

Tell us your reasons

I want the speed limit raised, it feels too slow driving 60km. Crashes will happen anyway. However, people speed anyway. I drive at 60km on that road every day and get passed by 10+ people (not driving at peak hours). If the speed limit is 80km then more people will speed slightly. The biggest thing is cost. It will cost too much to change it. If it wasn't going to cost so much I'd vote change it.

**Cobham Drive Speed Limit Reduction Submissions received
17 March - 30 April 2025**

Date submitted Mar 23, 2025, 06:59 PM

Contribution ID 4113

Name Michael

Are you giving feedback on behalf of an organisation?

No – these are my own personal views

Would you like to make a verbal submission?

No thanks

Which option do you prefer?

Option 2: lift the speed limit back up to 80km/h

Tell us your reasons

These roads were designed so the traffic could flow around the city, during peak hours the speed is restricted by the amount of traffic anyhow, a higher speed will help reduce the congestion in the inner city areas

**Cobham Drive Speed Limit Reduction Submissions received
17 March - 30 April 2025**

Date submitted Mar 23, 2025, 06:45 PM

Contribution ID 4112

Name Alister Arcus

Are you giving feedback on behalf of an organisation?

No – these are my own personal views

Would you like to make a verbal submission?

No thanks

Which option do you prefer?

Option 2: lift the speed limit back up to 80km/h

Tell us your reasons

A bit more nuanced please. I believe that where there are no houses facing the road (like from town to the end of Cobham bridge) should be 80, from there to Riverlea, 60, Normandy, 60 (based on double lanes)

**Cobham Drive Speed Limit Reduction Submissions received
17 March - 30 April 2025**

Date submitted Mar 23, 2025, 06:28 PM

Contribution ID 4111

Name Jessica Wholey

Are you giving feedback on behalf of an organisation?

No – these are my own personal views

Would you like to make a verbal submission?

No thanks

Which option do you prefer?

Option 1: keep the existing lower 60kmh speed limit

Tell us your reasons

Because safety is more important than productivity.

**Cobham Drive Speed Limit Reduction Submissions received
17 March - 30 April 2025**

Date submitted Mar 23, 2025, 06:19 PM

Contribution ID 4110

Name Pierce

Are you giving feedback on behalf of an organisation?

No – these are my own personal views

Would you like to make a verbal submission?

No thanks

Which option do you prefer?

Option 2: lift the speed limit back up to 80km/h

Tell us your reasons

When it is busy, the traffic is slow as, and an 80km/h speed limit is irrelevant. When it is empty, it should definitely be an 80km/h zone

**Cobham Drive Speed Limit Reduction Submissions received
17 March - 30 April 2025**

Date submitted Mar 23, 2025, 06:15 PM

Contribution ID 4109

Name Vicki Little

Are you giving feedback on behalf of an organisation?

No – these are my own personal views

Would you like to make a verbal submission?

No thanks

Which option do you prefer?

Option 2: lift the speed limit back up to 80km/h

Tell us your reasons

To slow to keep at 60km when it is a highway as sorts. No traffic pulling in and turning off so no dangers

**Cobham Drive Speed Limit Reduction Submissions received
17 March - 30 April 2025**

Date submitted Mar 23, 2025, 06:15 PM

Contribution ID 4108

Name Josh

Are you giving feedback on behalf of an organisation?

No – these are my own personal views

Would you like to make a verbal submission?

No thanks

Which option do you prefer?

Option 2: lift the speed limit back up to 80km/h

Tell us your reasons

Should be even higher than 80. It's one of the only roads in hamilton that's actually paved properly. Higher speed limits are not a problem, bad drivers are.

**Cobham Drive Speed Limit Reduction Submissions received
17 March - 30 April 2025**

Date submitted Mar 23, 2025, 06:14 PM

Contribution ID 4107

Name Brody

Are you giving feedback on behalf of an organisation?

No – these are my own personal views

Would you like to make a verbal submission?

No thanks

Which option do you prefer?

Option 2: lift the speed limit back up to 80km/h

Tell us your reasons

Cause it's too slow for a long and (mostly) straight road.

**Cobham Drive Speed Limit Reduction Submissions received
17 March - 30 April 2025**

Date submitted Mar 23, 2025, 06:10 PM

Contribution ID 4106

Name Latham

Are you giving feedback on behalf of an organisation?

No – these are my own personal views

Would you like to make a verbal submission?

No thanks

Which option do you prefer?

Option 2: lift the speed limit back up to 80km/h

Tell us your reasons

Most people still drive 80 on it, has no driveways and no crossings, it should never of been reduced

**Cobham Drive Speed Limit Reduction Submissions received
17 March - 30 April 2025**

Date submitted Mar 23, 2025, 06:06 PM

Contribution ID 4105

Name Brett Johnston

Are you giving feedback on behalf of an organisation?

No – these are my own personal views

Would you like to make a verbal submission?

No thanks

Which option do you prefer?

Option 2: lift the speed limit back up to 80km/h

Tell us your reasons

It's a completely safe 2 lane road. Very little housing around and plenty of safety barriers.

**Cobham Drive Speed Limit Reduction Submissions received
17 March - 30 April 2025**

Date submitted Mar 23, 2025, 06:00 PM

Contribution ID 4104

Name lance langley

Are you giving feedback on behalf of an organisation?

No – these are my own personal views

Would you like to make a verbal submission?

No thanks

Which option do you prefer?

Option 2: lift the speed limit back up to 80km/h

Tell us your reasons

Very view drivers travel that part of Cobham drive at 60kph it is always at least 80kph including the police.
The road is in good condition so 80kph it should be

**Cobham Drive Speed Limit Reduction Submissions received
17 March - 30 April 2025**

Date submitted Mar 23, 2025, 05:59 PM

Contribution ID 4103

Name Phil Dean

Are you giving feedback on behalf of an organisation?

No – these are my own personal views

Would you like to make a verbal submission?

No thanks

Which option do you prefer?

Option 1: keep the existing lower 60kmh speed limit

Tell us your reasons

The statistics speak for themselves. Safer for drivers , cyclists and pedestrians alike. The time drivers save is completely negligible.

**Cobham Drive Speed Limit Reduction Submissions received
17 March - 30 April 2025**

Date submitted Mar 23, 2025, 05:42 PM

Contribution ID 4102

Name Wanda Van Eyk

Are you giving feedback on behalf of an organisation?

No – these are my own personal views

Would you like to make a verbal submission?

No thanks

Which option do you prefer?

Option 2: lift the speed limit back up to 80km/h

Tell us your reasons

60 is too slow.

**Cobham Drive Speed Limit Reduction Submissions received
17 March - 30 April 2025**

Date submitted Mar 23, 2025, 05:26 PM

Contribution ID 4101

Name Roger McCarthy

Are you giving feedback on behalf of an organisation?

No – these are my own personal views

Would you like to make a verbal submission?

No thanks

Which option do you prefer?

Option 2: lift the speed limit back up to 80km/h

Tell us your reasons

The road is built for the higher speed limit and has a formed medium barrier in place to separate on-coming traffic.

**Cobham Drive Speed Limit Reduction Submissions received
17 March - 30 April 2025**

Date submitted Mar 23, 2025, 05:19 PM

Contribution ID 4100

Name Daniel

Are you giving feedback on behalf of an organisation?

No – these are my own personal views

Would you like to make a verbal submission?

No thanks

Which option do you prefer?

Option 1: keep the existing lower 60kmh speed limit

Tell us your reasons

Hidden queues along that stretch of road make it quite perilous to take at speed.

Additionally, in rainy conditions the drainage on that road needs an upgrade, so a higher speed is not safe during those conditions.

My one reservation is that having a different speed for different sections of Cobham drive will lead to confusion and lower compliance, so I am strongly in favour of consistency as a high priority

**Cobham Drive Speed Limit Reduction Submissions received
17 March - 30 April 2025**

Date submitted Mar 23, 2025, 05:14 PM

Contribution ID 4099

Name Michael Riley

Are you giving feedback on behalf of an organisation?

No – these are my own personal views

Would you like to make a verbal submission?

No thanks

Which option do you prefer?

Option 1: keep the existing lower 60kmh speed limit

Tell us your reasons

I support keeping the existing lower speed limit of 60kmh. I drive on this road every day to and from work, the difference 20kmh makes is huge in particular when the road surface is wet or flooding, debris are on the road, or there is heavy traffic. There has been countless times driving on this stretch of road and being thankful for the lower speed limit as traffic congestion can be particularly bad on the corners at peak traffic. The current speed limit of 60kmh allows more sufficient time to come to a safe stop. The couple of seconds in faster travel time is not in my best interests if it means the likelihood of being in a car accident on my way home from or to work is higher.

**Cobham Drive Speed Limit Reduction Submissions received
17 March - 30 April 2025**

Date submitted Mar 23, 2025, 05:11 PM

Contribution ID 4098

Name Libby Kissick

Are you giving feedback on behalf of an organisation?

No – these are my own personal views

Would you like to make a verbal submission?

No thanks

Which option do you prefer?

Option 1: keep the existing lower 60kmh speed limit

Tell us your reasons

Purely from a concern of safety. It's a highly congested section of the CBD, a lot of traffic uses that stretch of road.

Keeping a 60km/hr limit reduces serious accidents occurring. Allows for cyclists and pedestrians as well as motorists.

It makes a lot of sense to me to have to slow down in the busiest parts of the city

**Cobham Drive Speed Limit Reduction Submissions received
17 March - 30 April 2025**

Date submitted Mar 23, 2025, 05:05 PM

Contribution ID 4097

Name Max Coyle

Are you giving feedback on behalf of an organisation?

No – these are my own personal views

Would you like to make a verbal submission?

No thanks

Which option do you prefer?

Option 2: lift the speed limit back up to 80km/h

Tell us your reasons

**Cobham Drive Speed Limit Reduction Submissions received
17 March - 30 April 2025**

Date submitted Mar 23, 2025, 04:49 PM

Contribution ID 4096

Name Lydia Farrell

Are you giving feedback on behalf of an organisation?

No – these are my own personal views

Would you like to make a verbal submission?

No thanks

Which option do you prefer?

Option 2: lift the speed limit back up to 80km/h

Tell us your reasons

I use this stretch ten times per week. I suspect we are all currently speeding as it doesn't feel like a 60 km/h road.

**Cobham Drive Speed Limit Reduction Submissions received
17 March - 30 April 2025**

Date submitted Mar 23, 2025, 04:34 PM

Contribution ID 4095

Name Brad

Are you giving feedback on behalf of an organisation?

No – these are my own personal views

Would you like to make a verbal submission?

No thanks

Which option do you prefer?

Option 2: lift the speed limit back up to 80km/h

Tell us your reasons

In my opinion, that section of road is safe enough to have an 80km/h speed limit. If drivers feel unsafe driving at 80km/h, they may still drive slower if necessary, but it does not limit those who feel safe driving at 80km/h. Any pedestrians/pathways are also well away from the road too.

**Cobham Drive Speed Limit Reduction Submissions received
17 March - 30 April 2025**

Date submitted Mar 23, 2025, 04:19 PM

Contribution ID 4094

Name Tracey Crispe

Are you giving feedback on behalf of an organisation?

No – these are my own personal views

Would you like to make a verbal submission?

No thanks

Which option do you prefer?

Option 2: lift the speed limit back up to 80km/h

Tell us your reasons

It was broken so let's reinstate the 80kms.

It's 2 lanes so that is safer than a single lane at 80kms

**Cobham Drive Speed Limit Reduction Submissions received
17 March - 30 April 2025**

Date submitted Mar 23, 2025, 04:12 PM

Contribution ID 4093

Name Boaz king

Are you giving feedback on behalf of an organisation?

No – these are my own personal views

Would you like to make a verbal submission?

No thanks

Which option do you prefer?

Option 2: lift the speed limit back up to 80km/h

Tell us your reasons

There needs to be a faster flow of traffic so that cars can get to where they need to go quicker. Plus the road is already a very safe road to drive on over 80kmh.

**Cobham Drive Speed Limit Reduction Submissions received
17 March - 30 April 2025**

Date submitted Mar 23, 2025, 04:08 PM

Contribution ID 4092

Name Matthew Houston

Are you giving feedback on behalf of an organisation?

No – these are my own personal views

Would you like to make a verbal submission?

No thanks

Which option do you prefer?

Option 2: lift the speed limit back up to 80km/h

Tell us your reasons

**Cobham Drive Speed Limit Reduction Submissions received
17 March - 30 April 2025**

Date submitted Mar 23, 2025, 04:02 PM

Contribution ID 4091

Name Deon

Are you giving feedback on behalf of an organisation?

No – these are my own personal views

Would you like to make a verbal submission?

No thanks

Which option do you prefer?

Option 1: keep the existing lower 60kmh speed limit

Tell us your reasons

It makes it safer being 60km and it's a very small portion of road, so changing it back to 80km doesn't really make a huge difference overall.

**Cobham Drive Speed Limit Reduction Submissions received
17 March - 30 April 2025**

Date submitted Mar 23, 2025, 04:01 PM

Contribution ID 4090

Name Colin

Are you giving feedback on behalf of an organisation?

No – these are my own personal views

Would you like to make a verbal submission?

No thanks

Which option do you prefer?

Option 1: keep the existing lower 60kmh speed limit

Tell us your reasons

**Cobham Drive Speed Limit Reduction Submissions received
17 March - 30 April 2025**

Date submitted Mar 23, 2025, 03:37 PM

Contribution ID 4089

Name Reagan

Are you giving feedback on behalf of an organisation?

No – these are my own personal views

Would you like to make a verbal submission?

No thanks

Which option do you prefer?

Option 2: lift the speed limit back up to 80km/h

Tell us your reasons

Well Over 50% of the cars on that stretch of road are doing 80kmph anyway because that's what it used to be.... increasing it up to 80 mean that the road would actually be safer if everyone is doing 80

**Cobham Drive Speed Limit Reduction Submissions received
17 March - 30 April 2025**

Date submitted Mar 23, 2025, 03:19 PM

Contribution ID 4088

Name Stefan Ryder

Are you giving feedback on behalf of an organisation?

No – these are my own personal views

Would you like to make a verbal submission?

No thanks

Which option do you prefer?

Option 2: lift the speed limit back up to 80km/h

Tell us your reasons

There are no houses, the footpath is not even close to the road, it's 4 lanes and has a median barrier.

There's no need for 60, other than at PM peak times. Worst case scenario make it a variable speed zone

**Cobham Drive Speed Limit Reduction Submissions received
17 March - 30 April 2025**

Date submitted Mar 23, 2025, 03:18 PM

Contribution ID 4087

Name Yvonne Fulcher

Are you giving feedback on behalf of an organisation?

No – these are my own personal views

Would you like to make a verbal submission?

No thanks

Which option do you prefer?

Option 2: lift the speed limit back up to 80km/h

Tell us your reasons

Lift the speed limit back up to 80km/h!

It is not COMPULSORY to do 80km/h.....it is more dangerous to have to keep glancing at the speedometer rather than the road & other cars.

Give us our roads back and skip the sneaky 'costing \$20,000' tactics.....we see through that.

Since when does Council worry about spending other people's money on useless arty-farty or climate-change faux science projects when it suits their agenda?

Hurry up and do it! We voted for it last election.

**Cobham Drive Speed Limit Reduction Submissions received
17 March - 30 April 2025**

Date submitted Mar 23, 2025, 03:06 PM

Contribution ID 4086

Name Fiona H Watson

Are you giving feedback on behalf of an organisation?

No – these are my own personal views

Would you like to make a verbal submission?

No thanks

Which option do you prefer?

Option 1: keep the existing lower 60kmh speed limit

Tell us your reasons

73% reduction in crashes says it all!!

**Cobham Drive Speed Limit Reduction Submissions received
17 March - 30 April 2025**

Date submitted Mar 23, 2025, 02:57 PM

Contribution ID 4085

Name Madison Parsons

Are you giving feedback on behalf of an organisation?

No – these are my own personal views

Would you like to make a verbal submission?

No thanks

Which option do you prefer?

Option 1: keep the existing lower 60kmh speed limit

Tell us your reasons

When entering from Normandy Drive at 80km it was very difficult to merge. Since the road has been 60, this had been much easier and safer to merge into. This section often has hidden queues, so it should remain at 60. It's quite a windy road, and so close to town. Keeping it 60 allows Hamilton to move safely and quickly

**Cobham Drive Speed Limit Reduction Submissions received
17 March - 30 April 2025**

Date submitted Mar 23, 2025, 02:38 PM

Contribution ID 4084

Name Alex Orton

Are you giving feedback on behalf of an organisation?

No – these are my own personal views

Would you like to make a verbal submission?

No thanks

Which option do you prefer?

Option 2: lift the speed limit back up to 80km/h

Tell us your reasons

For funsies

**Cobham Drive Speed Limit Reduction Submissions received
17 March - 30 April 2025**

Date submitted Mar 23, 2025, 02:25 PM

Contribution ID 4083

Name Chris Taylor

Are you giving feedback on behalf of an organisation?

No – these are my own personal views

Would you like to make a verbal submission?

No thanks

Which option do you prefer?

Option 2: lift the speed limit back up to 80km/h

Tell us your reasons

By your own statistics below, since the speed limit as been decreased there as been a fatal crash where in the past 5 years when it was 80kmph there were no fatal crashes.

Most drives on that road to do obey the 60kmph and instead drive closer to 80kmph anyway causing risk to other drivers who are obeying the speed limit, by cutting in and out a traffic to get through.

If the speed limit is put back to 80kmph then every one will be traveling at the same speed and there will be less risk of crashes caused by cars cutting in and out of lanes to get through faster.

Overall lowing the speed limit made this section of road deadly and markedly more hazardous than it previously was.

**Cobham Drive Speed Limit Reduction Submissions received
17 March - 30 April 2025**

Date submitted Mar 23, 2025, 02:19 PM

Contribution ID 4082

Name Dale Corlett

Are you giving feedback on behalf of an organisation?

No – these are my own personal views

Would you like to make a verbal submission?

No thanks

Which option do you prefer?

Option 1: keep the existing lower 60kmh speed limit

Tell us your reasons

The reduction of the speed limit on Cobham Drive to 60 km/h has significantly improved safety, with crashes decreasing from one serious, three minor, and 11 non-injury crashes (19/11/2021 - 19/06/2023) to one fatal, two minor, and one non-injury crash (20/06/2023 - 21/01/2025). However, the mean operating speed of 62 km/h shows that speeding is still common. Installing speed cameras would further reduce speeds and crashes.

Raising the speed limit just because some drivers dislike driving slower is not justified. Many drivers may not realise that increasing the speed limit by 20 km/h, like on the 1.17 km section of Cobham Drive, saves almost no time due to traffic lights and short distances. The time saved is negligible (0.05 seconds per vehicle), and lower speeds make merging and pulling out of intersections easier, as drivers don't need to accelerate as much. The council should educate the public on these benefits to build support for safer roads.

Safety must come before convenience.

**Cobham Drive Speed Limit Reduction Submissions received
17 March - 30 April 2025**

Date submitted Mar 23, 2025, 01:50 PM

Contribution ID 4081

Name Jennifer Wilkinson

Are you giving feedback on behalf of an organisation?

No – these are my own personal views

Would you like to make a verbal submission?

No thanks

Which option do you prefer?

Option 1: keep the existing lower 60kmh speed limit

Tell us your reasons

Increasing the speed makes it so much more dangerous turning right into Grey St from Cobham Drive.

**Cobham Drive Speed Limit Reduction Submissions received
17 March - 30 April 2025**

Date submitted Mar 23, 2025, 01:40 PM

Contribution ID 4080

Name PAULA MONEYPENNY

Are you giving feedback on behalf of an organisation?

No – these are my own personal views

Would you like to make a verbal submission?

No thanks

Which option do you prefer?

Option 2: lift the speed limit back up to 80km/h

Tell us your reasons

**Cobham Drive Speed Limit Reduction Submissions received
17 March - 30 April 2025**

Date submitted Mar 23, 2025, 01:40 PM

Contribution ID 4079

Name Caleb

Are you giving feedback on behalf of an organisation?

No – these are my own personal views

Would you like to make a verbal submission?

No thanks

Which option do you prefer?

Option 2: lift the speed limit back up to 80km/h

Tell us your reasons

Everyone still goes 80, unless there is a cop. And i'm just being honest, the road is only dangerous if you don't know it, and when it's wet, 99% pf drivers on the road know how to drive on it, there will always be crashed but it seems like an 80km road because there is lots of space and an island between the two roads

**Cobham Drive Speed Limit Reduction Submissions received
17 March - 30 April 2025**

Date submitted Mar 23, 2025, 11:39 AM

Contribution ID 4078

Name Conrad

Are you giving feedback on behalf of an organisation?

No – these are my own personal views

Would you like to make a verbal submission?

No thanks

Which option do you prefer?

Option 2: lift the speed limit back up to 80km/h

Tell us your reasons

It is a safe road zone with only one merge entrance onto the road and it is wide and double laned, no need for the speed limit to be 60

**Cobham Drive Speed Limit Reduction Submissions received
17 March - 30 April 2025**

Date submitted Mar 23, 2025, 11:12 AM

Contribution ID 4077

Name John

Are you giving feedback on behalf of an organisation?

No – these are my own personal views

Would you like to make a verbal submission?

No thanks

Which option do you prefer?

Option 2: lift the speed limit back up to 80km/h

Tell us your reasons

I'm intelligent enough to make my own decisions on how fast I should drive depending on conditions, on a normal fine day 80 km is fine.

**Cobham Drive Speed Limit Reduction Submissions received
17 March - 30 April 2025**

Date submitted Mar 23, 2025, 10:33 AM

Contribution ID 4076

Name Michelle Gray

Are you giving feedback on behalf of an organisation?

No – these are my own personal views

Would you like to make a verbal submission?

No thanks

Which option do you prefer?

Option 2: lift the speed limit back up to 80km/h

Tell us your reasons

Traffic flowed better with the 80kpm speed limit. At the current 60kpm I find that a lot of traffic stick to 50kpm which is very frustrating as it slows traffic down.

**Cobham Drive Speed Limit Reduction Submissions received
17 March - 30 April 2025**

Date submitted Mar 23, 2025, 10:18 AM

Contribution ID 4075

Name Jennifer Pinto

Are you giving feedback on behalf of an organisation?

No – these are my own personal views

Would you like to make a verbal submission?

No thanks

Which option do you prefer?

Option 1: keep the existing lower 60kmh speed limit

Tell us your reasons

Safety for all should be the biggest priority!

**Cobham Drive Speed Limit Reduction Submissions received
17 March - 30 April 2025**

Date submitted Mar 23, 2025, 10:17 AM

Contribution ID 4074

Name Rana Hay

Are you giving feedback on behalf of an organisation?

No – these are my own personal views

Would you like to make a verbal submission?

No thanks

Which option do you prefer?

Option 1: keep the existing lower 60kmh speed limit

Tell us your reasons

1) since the 60 km speed it much easier to enter Cobham drive from the Gardens and other side streets. I frequently operate a disability van(transport people in wheelchairs) It was a huge challenge when speeds were 80km.

2) at 80 km motorists are less likely to slow down on the bend on the bridge leading towards Melville/ Town. Increasing the risk of cars mounting the pedestrian path at that point

**Cobham Drive Speed Limit Reduction Submissions received
17 March - 30 April 2025**

Date submitted Mar 23, 2025, 10:05 AM

Contribution ID 4073

Name Lucie Smeriglio

Are you giving feedback on behalf of an organisation?

No – these are my own personal views

Would you like to make a verbal submission?

No thanks

Which option do you prefer?

Option 1: keep the existing lower 60kmh speed limit

Tell us your reasons

Safety and cost.

**Cobham Drive Speed Limit Reduction Submissions received
17 March - 30 April 2025**

Date submitted Mar 23, 2025, 09:48 AM

Contribution ID 4072

Name Rebekah Wilson

Are you giving feedback on behalf of an organisation?

No – these are my own personal views

Would you like to make a verbal submission?

No thanks

Which option do you prefer?

Option 1: keep the existing lower 60kmh speed limit

Tell us your reasons

When travelling southbound from Tristram street, there is no view of the traffic from the traffic lights due to the corners and gardens in the centre island. I often have to slam my breaks even when going 60km to avoid a rear end. Also travelling northbound, there is often flooding on that side of the road causing cars to loose traction. I don't think this should even be a public forum as the reduction in crashes speaks for itself.

**Cobham Drive Speed Limit Reduction Submissions received
17 March - 30 April 2025**

Date submitted Mar 23, 2025, 09:48 AM

Contribution ID 4071

Name Eugene

Are you giving feedback on behalf of an organisation?

No – these are my own personal views

Would you like to make a verbal submission?

No thanks

Which option do you prefer?

Option 2: lift the speed limit back up to 80km/h

Tell us your reasons

Cars are more than capable of handling a speed of 80kmph on that road. It was not an issue in the past, and the reduction of speed just hinders drive times for no real reason.

Any accidents that occur in that road, would occur no matter what the speed limit is, so why not allow Hamilton to keep moving at a speed that caters for smooth traffic flow?

**Cobham Drive Speed Limit Reduction Submissions received
17 March - 30 April 2025**

Date submitted Mar 23, 2025, 09:35 AM

Contribution ID 4070

Name Mark smith

Are you giving feedback on behalf of an organisation?

No – these are my own personal views

Would you like to make a verbal submission?

No thanks

Which option do you prefer?

Option 2: lift the speed limit back up to 80km/h

Tell us your reasons

1. Why are we spending money to consult on this
2. There has only been a marginally small reduction in minor accidents and fatal has risen, I would suspect traffic volume has increased.
3. The most significant reason for no serious accident is our poor level of driving skill

**Cobham Drive Speed Limit Reduction Submissions received
17 March - 30 April 2025**

Date submitted Mar 23, 2025, 09:27 AM

Contribution ID 4069

Name Ramari

Are you giving feedback on behalf of an organisation?

No – these are my own personal views

Would you like to make a verbal submission?

No thanks

Which option do you prefer?

Option 1: keep the existing lower 60kmh speed limit

Tell us your reasons

Maintain consistency of speed limits in the area and safety for road and pedestrian users.

**Cobham Drive Speed Limit Reduction Submissions received
17 March - 30 April 2025**

Date submitted Mar 23, 2025, 09:01 AM

Contribution ID 4068

Name Rebecca

Are you giving feedback on behalf of an organisation?

No – these are my own personal views

Would you like to make a verbal submission?

No thanks

Which option do you prefer?

Option 2: lift the speed limit back up to 80km/h

Tell us your reasons

The roads are safe pedestrians are well protected no need for the reduction in speed

**Cobham Drive Speed Limit Reduction Submissions received
17 March - 30 April 2025**

Date submitted Mar 23, 2025, 08:48 AM

Contribution ID 4067

Name Melanie Parsons

Are you giving feedback on behalf of an organisation?

No – these are my own personal views

Would you like to make a verbal submission?

No thanks

Which option do you prefer?

Option 1: keep the existing lower 60kmh speed limit

Tell us your reasons

Safety for road users by reducing the likelihood of crashes and minimising harm if a crash occurs.

**Cobham Drive Speed Limit Reduction Submissions received
17 March - 30 April 2025**

Date submitted Mar 23, 2025, 08:42 AM

Contribution ID 4066

Name Anthony Wright

Are you giving feedback on behalf of an organisation?

No – these are my own personal views

Would you like to make a verbal submission?

No thanks

Which option do you prefer?

Option 1: keep the existing lower 60kmh speed limit

Tell us your reasons

It is a busy road and if the data is saying that accidents have been reduced since lowering the speed limit then perhaps it should remain at 60kmph

**Cobham Drive Speed Limit Reduction Submissions received
17 March - 30 April 2025**

Date submitted Mar 23, 2025, 08:16 AM

Contribution ID 4065

Name Roger Darlington

Are you giving feedback on behalf of an organisation?

No – these are my own personal views

Would you like to make a verbal submission?

No thanks

Which option do you prefer?

Option 2: lift the speed limit back up to 80km/h

Tell us your reasons

It's just too slow especially when you're outside of peak traffic. So many people still go over the 60km speed aswell. It's clearly built for more than 60

**Cobham Drive Speed Limit Reduction Submissions received
17 March - 30 April 2025**

Date submitted Mar 23, 2025, 08:15 AM

Contribution ID 4064

Name Zach

Are you giving feedback on behalf of an organisation?

No – these are my own personal views

Would you like to make a verbal submission?

No thanks

Which option do you prefer?

Option 2: lift the speed limit back up to 80km/h

Tell us your reasons

Most people go 80 there anyway, 60 feels too slow

**Cobham Drive Speed Limit Reduction Submissions received
17 March - 30 April 2025**

Date submitted Mar 23, 2025, 07:56 AM

Contribution ID 4063

Name Tony Irving

Are you giving feedback on behalf of an organisation?

No – these are my own personal views

Would you like to make a verbal submission?

No thanks

Which option do you prefer?

Option 2: lift the speed limit back up to 80km/h

Tell us your reasons

Lifting it back to 80km will help improve traffic flow with that stretch of road being a main arterial route in and out of the CBD area. HCC seems to love slowing traffic down on roads on main roads around the city wherever it can find no good practical reason and against the majority of the public's wishes.

**Cobham Drive Speed Limit Reduction Submissions received
17 March - 30 April 2025**

Date submitted Mar 23, 2025, 07:54 AM

Contribution ID 4062

Name Jaxon

Are you giving feedback on behalf of an organisation?

No – these are my own personal views

Would you like to make a verbal submission?

No thanks

Which option do you prefer?

Option 2: lift the speed limit back up to 80km/h

Tell us your reasons

**Cobham Drive Speed Limit Reduction Submissions received
17 March - 30 April 2025**

Date submitted Mar 23, 2025, 07:53 AM

Contribution ID 4061

Name Paola Rodriguez

Are you giving feedback on behalf of an organisation?

No – these are my own personal views

Would you like to make a verbal submission?

No thanks

Which option do you prefer?

Option 1: keep the existing lower 60kmh speed limit

Tell us your reasons

**Cobham Drive Speed Limit Reduction Submissions received
17 March - 30 April 2025**

Date submitted Mar 23, 2025, 07:44 AM

Contribution ID 4060

Name Steven

Are you giving feedback on behalf of an organisation?

No – these are my own personal views

Would you like to make a verbal submission?

No thanks

Which option do you prefer?

Option 2: lift the speed limit back up to 80km/h

Tell us your reasons

**Cobham Drive Speed Limit Reduction Submissions received
17 March - 30 April 2025**

Date submitted Mar 23, 2025, 07:41 AM

Contribution ID 4059

Name Duncan Peddie

Are you giving feedback on behalf of an organisation?

No – these are my own personal views

Would you like to make a verbal submission?

No thanks

Which option do you prefer?

Option 2: lift the speed limit back up to 80km/h

Tell us your reasons

Almost everybody driving this road drives faster than 60kmh which I think indicates that 60kmh is too slow. It is a high volume urban arterial mostly used for driving through and only one side of one small section has residential driveways accessing the road

**Cobham Drive Speed Limit Reduction Submissions received
17 March - 30 April 2025**

Date submitted Mar 23, 2025, 07:37 AM

Contribution ID 4058

Name Cathie Peddie

Are you giving feedback on behalf of an organisation?

No – these are my own personal views

Would you like to make a verbal submission?

No thanks

Which option do you prefer?

Option 1: keep the existing lower 60kmh speed limit

Tell us your reasons

**Cobham Drive Speed Limit Reduction Submissions received
17 March - 30 April 2025**

Date submitted Mar 23, 2025, 07:29 AM

Contribution ID 4057

Name Bogomil Spassov

Are you giving feedback on behalf of an organisation?

No – these are my own personal views

Would you like to make a verbal submission?

No thanks

Which option do you prefer?

Option 2: lift the speed limit back up to 80km/h

Tell us your reasons

For this road 80km/h is appropriate, and 60 is unnecessarily slow.

**Cobham Drive Speed Limit Reduction Submissions received
17 March - 30 April 2025**

Date submitted Mar 23, 2025, 02:34 AM

Contribution ID 4056

Name Karena Hall

Are you giving feedback on behalf of an organisation?

No – these are my own personal views

Would you like to make a verbal submission?

No thanks

Which option do you prefer?

Option 1: keep the existing lower 60kmh speed limit

Tell us your reasons

It's a safer speed for the road. During peak hours, the traffic backs up around blind corners and this would be dangerous at 80kms for anyone who doesn't know to expect it.

I do think there should be a speed camera installed too as lots of cars speed all the way along cobham drive - even down to the hillcrest new world

**Cobham Drive Speed Limit Reduction Submissions received
17 March - 30 April 2025**

Date submitted Mar 23, 2025, 12:41 AM

Contribution ID 4055

Name Jannise Williams

Are you giving feedback on behalf of an organisation?

No – these are my own personal views

Would you like to make a verbal submission?

No thanks

Which option do you prefer?

Option 1: keep the existing lower 60kmh speed limit

Tell us your reasons

Safety

**Cobham Drive Speed Limit Reduction Submissions received
17 March - 30 April 2025**

Date submitted Mar 23, 2025, 12:22 AM

Contribution ID 4054

Name Connor Kemps

Are you giving feedback on behalf of an organisation?

No – these are my own personal views

Would you like to make a verbal submission?

No thanks

Which option do you prefer?

Option 1: keep the existing lower 60kmh speed limit

Tell us your reasons

It's a small section of road near town, so its not somewhere where having a higher speed limit could benefit people that much, and based on the crash data I think its simply safer to have a slower speed limit on that road.

**Cobham Drive Speed Limit Reduction Submissions received
17 March - 30 April 2025**

Date submitted Mar 22, 2025, 11:54 PM

Contribution ID 4053

Name Wynn

Are you giving feedback on behalf of an organisation?

No – these are my own personal views

Would you like to make a verbal submission?

No thanks

Which option do you prefer?

Option 2: lift the speed limit back up to 80km/h

Tell us your reasons

There is no reason to keep speeds through here reduced as many are still using it at the old speed limit of 80 and the cars travelling 20kmh slower create more of a hazard then uniform 80kmh traffic

**Cobham Drive Speed Limit Reduction Submissions received
17 March - 30 April 2025**

Date submitted Mar 22, 2025, 11:44 PM

Contribution ID 4052

Name stuart pilling

Are you giving feedback on behalf of an organisation?

No – these are my own personal views

Would you like to make a verbal submission?

No thanks

Which option do you prefer?

Option 2: lift the speed limit back up to 80km/h

Tell us your reasons

it was fine at 80kph previously

**Cobham Drive Speed Limit Reduction Submissions received
17 March - 30 April 2025**

Date submitted Mar 22, 2025, 11:43 PM

Contribution ID 4051

Name Roger Matthews

Are you giving feedback on behalf of an organisation?

No – these are my own personal views

Would you like to make a verbal submission?

No thanks

Which option do you prefer?

Option 1: keep the existing lower 60kmh speed limit

Tell us your reasons

I appreciate the safety gain of a 60kmph limit. Please do the same for Wairere Drive! I travel these routes often coming into hamilton from Morrinsville

**Cobham Drive Speed Limit Reduction Submissions received
17 March - 30 April 2025**

Date submitted Mar 22, 2025, 11:30 PM

Contribution ID 4050

Name Gracie

Are you giving feedback on behalf of an organisation?

No – these are my own personal views

Would you like to make a verbal submission?

No thanks

Which option do you prefer?

Option 1: keep the existing lower 60kmh speed limit

Tell us your reasons

People already go way faster than 60km, if it was 80km who knows what speed they'll reach

**Cobham Drive Speed Limit Reduction Submissions received
17 March - 30 April 2025**

Date submitted Mar 22, 2025, 11:21 PM

Contribution ID 4049

Name Peter Ruddock

Are you giving feedback on behalf of an organisation?

No – these are my own personal views

Would you like to make a verbal submission?

No thanks

Which option do you prefer?

Option 1: keep the existing lower 60kmh speed limit

Tell us your reasons

The section of road is fairly short with a roundabout at one end and lights at the other. I don't believe there is any benefit to motorists in increasing the speed limit here. It will also improve safety for those waiting at the junctions at either end.

**Cobham Drive Speed Limit Reduction Submissions received
17 March - 30 April 2025**

Date submitted Mar 22, 2025, 10:53 PM

Contribution ID 4048

Name Ethan

Are you giving feedback on behalf of an organisation?

No – these are my own personal views

Would you like to make a verbal submission?

No thanks

Which option do you prefer?

Option 2: lift the speed limit back up to 80km/h

Tell us your reasons

It is more than reasonable to drive safely on Cobham at 80. 60 is too slow for its main use (thoroughfare to / from town from the East)

**Cobham Drive Speed Limit Reduction Submissions received
17 March - 30 April 2025**

Date submitted Mar 22, 2025, 10:34 PM

Contribution ID 4047

Name Manesh

Are you giving feedback on behalf of an organisation?

No – these are my own personal views

Would you like to make a verbal submission?

No thanks

Which option do you prefer?

Option 1: keep the existing lower 60kmh speed limit

Tell us your reasons

There are usually hidden queues and it can get dangerous

**Cobham Drive Speed Limit Reduction Submissions received
17 March - 30 April 2025**

Date submitted Mar 22, 2025, 10:29 PM

Contribution ID 4046

Name Mustafa Alsaffar

Are you giving feedback on behalf of an organisation?

No – these are my own personal views

Would you like to make a verbal submission?

No thanks

Which option do you prefer?

Option 2: lift the speed limit back up to 80km/h

Tell us your reasons

60km/h is too slow

**Cobham Drive Speed Limit Reduction Submissions received
17 March - 30 April 2025**

Date submitted Mar 22, 2025, 10:13 PM

Contribution ID 4045

Name Michael Hunwick

Are you giving feedback on behalf of an organisation?

No – these are my own personal views

Would you like to make a verbal submission?

No thanks

Which option do you prefer?

Option 1: keep the existing lower 60kmh speed limit

Tell us your reasons

Limits the side effects of mistakes and resulting accidents

Currently some are driving at 80 anyway- by increasing to 80 (as was the case before) some will be doing 100. And when you have some doing that they will be on your bumper pushing you and or switching lanes increasing the risks.

**Cobham Drive Speed Limit Reduction Submissions received
17 March - 30 April 2025**

Date submitted Mar 22, 2025, 10:13 PM **Contribution ID** 4044

Name Matthew pearce

Are you giving feedback on behalf of an organisation?

Yes - I am the official spokesperson for: -

Would you like to make a verbal submission?

No thanks

Which option do you prefer?

Option 2: lift the speed limit back up to 80km/h

Tell us your reasons

The road flows well, everyone still does 80

**Cobham Drive Speed Limit Reduction Submissions received
17 March - 30 April 2025**

Date submitted Mar 22, 2025, 10:12 PM

Contribution ID 4043

Name Kane Crackett

Are you giving feedback on behalf of an organisation?

No – these are my own personal views

Would you like to make a verbal submission?

No thanks

Which option do you prefer?

Option 2: lift the speed limit back up to 80km/h

Tell us your reasons

Most people still do 80kph regardless of current signs. There's no drive ways and on coming traffic is separated.

**Cobham Drive Speed Limit Reduction Submissions received
17 March - 30 April 2025**

Date submitted Mar 22, 2025, 10:12 PM

Contribution ID 4042

Name Norbert

Are you giving feedback on behalf of an organisation?

No – these are my own personal views

Would you like to make a verbal submission?

No thanks

Which option do you prefer?

Option 1: keep the existing lower 60kmh speed limit

Tell us your reasons

**Cobham Drive Speed Limit Reduction Submissions received
17 March - 30 April 2025**

Date submitted Mar 22, 2025, 09:58 PM

Contribution ID 4041

Name Kathy Knight

Are you giving feedback on behalf of an organisation?

No – these are my own personal views

Would you like to make a verbal submission?

No thanks

Which option do you prefer?

Option 1: keep the existing lower 60kmh speed limit

Tell us your reasons

Please keep the 60. Used to be so many crashes on the southern approach to Cobram bridge corner, now fewer crashes.

On the northern approach to the P&S roundabout and Tristram street, it was a racetrack at 80, no one slowed down to Tristram which I had to cross twice a day for work. So much better at 60 and with the traffic calming speed platforms. Might be a state highway, but it's central city and Hamilton should decide, not a national govt in Wellington. (That's national, not National)

**Cobham Drive Speed Limit Reduction Submissions received
17 March - 30 April 2025**

Date submitted Mar 22, 2025, 09:53 PM

Contribution ID 4040

Name Chris Hamilton

Are you giving feedback on behalf of an organisation?

No – these are my own personal views

Would you like to make a verbal submission?

No thanks

Which option do you prefer?

Option 1: keep the existing lower 60kmh speed limit

Tell us your reasons

Between the reduction in accidents and the ridiculous cost to change back we are much better to keep it at 60kmh

**Cobham Drive Speed Limit Reduction Submissions received
17 March - 30 April 2025**

Date submitted Mar 22, 2025, 09:53 PM

Contribution ID 4039

Name Jeffery

Are you giving feedback on behalf of an organisation?

No – these are my own personal views

Would you like to make a verbal submission?

No thanks

Which option do you prefer?

Tell us your reasons

**Cobham Drive Speed Limit Reduction Submissions received
17 March - 30 April 2025**

Date submitted Mar 22, 2025, 09:52 PM

Contribution ID 4038

Name Jacob

Are you giving feedback on behalf of an organisation?

No – these are my own personal views

Would you like to make a verbal submission?

No thanks

Which option do you prefer?

Option 2: lift the speed limit back up to 80km/h

Tell us your reasons

60kmh to slow and more dangerous

**Cobham Drive Speed Limit Reduction Submissions received
17 March - 30 April 2025**

Date submitted Mar 22, 2025, 09:38 PM

Contribution ID 4037

Name Natalie Mapp

Are you giving feedback on behalf of an organisation?

No – these are my own personal views

Would you like to make a verbal submission?

No thanks

Which option do you prefer?

Option 2: lift the speed limit back up to 80km/h

Tell us your reasons

**Cobham Drive Speed Limit Reduction Submissions received
17 March - 30 April 2025**

Date submitted Mar 22, 2025, 09:31 PM

Contribution ID 4036

Name Mark Owens

Are you giving feedback on behalf of an organisation?

No – these are my own personal views

Would you like to make a verbal submission?

No thanks

Which option do you prefer?

Option 1: keep the existing lower 60kmh speed limit

Tell us your reasons

Safer to have lower limit.

**Cobham Drive Speed Limit Reduction Submissions received
17 March - 30 April 2025**

Date submitted Mar 22, 2025, 09:21 PM

Contribution ID 4035

Name Mary-Ann Hamilton

Are you giving feedback on behalf of an organisation?

No – these are my own personal views

Would you like to make a verbal submission?

No thanks

Which option do you prefer?

Option 2: lift the speed limit back up to 80km/h

Tell us your reasons

**Cobham Drive Speed Limit Reduction Submissions received
17 March - 30 April 2025**

Date submitted Mar 22, 2025, 09:20 PM

Contribution ID 4034

Name Heather Tennant

Are you giving feedback on behalf of an organisation?

No – these are my own personal views

Would you like to make a verbal submission?

No thanks

Which option do you prefer?

Option 2: lift the speed limit back up to 80km/h

Tell us your reasons

I travel this road frequently and have never seen an accident. There are no intersections, it is a double carriageway and it is flat and relatively straight. Contrary to a statement by Ms O'Leary, very few cars travel this section of road at 60km, as it is an unrealistic speed for the conditions.

**Cobham Drive Speed Limit Reduction Submissions received
17 March - 30 April 2025**

Date submitted Mar 22, 2025, 09:15 PM

Contribution ID 4033

Name Liam McCracken

Are you giving feedback on behalf of an organisation?

No – these are my own personal views

Would you like to make a verbal submission?

No thanks

Which option do you prefer?

Option 2: lift the speed limit back up to 80km/h

Tell us your reasons

The speed limit has not changed the average speed of the vehicles in the stretch of road. Putting money into changing the speed limit to 60 km/h is a waste of resources because it will not change the behaviour of drivers.

**Cobham Drive Speed Limit Reduction Submissions received
17 March - 30 April 2025**

Date submitted Mar 22, 2025, 09:13 PM

Contribution ID 4032

Name Peter

Are you giving feedback on behalf of an organisation?

No – these are my own personal views

Would you like to make a verbal submission?

No thanks

Which option do you prefer?

Option 2: lift the speed limit back up to 80km/h

Tell us your reasons

1. I have travelled Cobham Drive almost every day for 10 years. I have never seen an accident there. It follows that if there were no accidents before, bringing the speed limit down on a road meant for 80 kmh is a significant nuisance.
2. It is disruptive to the flow of traffic to travel at a reduced speed on a road clearly built for high speed.

**Cobham Drive Speed Limit Reduction Submissions received
17 March - 30 April 2025**

Date submitted Mar 22, 2025, 08:42 PM

Contribution ID 4031

Name Shelby

Are you giving feedback on behalf of an organisation?

No – these are my own personal views

Would you like to make a verbal submission?

No thanks

Which option do you prefer?

Option 2: lift the speed limit back up to 80km/h

Tell us your reasons

Nobody does 60kms, and if they do they get passed. It's so slow it's ridiculous it builds more traffic up at peak hour time.

**Cobham Drive Speed Limit Reduction Submissions received
17 March - 30 April 2025**

Date submitted Mar 22, 2025, 08:33 PM

Contribution ID 4030

Name Carolyn Anne Patricia Hopa

Are you giving feedback on behalf of an organisation?

Yes - I am the official spokesperson for: Ngaati Wairere

Would you like to make a verbal submission?

No thanks

Which option do you prefer?

Option 1: keep the existing lower 60kmh speed limit

Tell us your reasons

Ngaati Wairere continue to support proposals which ensure safety for all. We accept the proposal and the rationale outlining the positive impact of speed reduction including 70% of accidents - reduction of accidents and severity of accidents.

**Cobham Drive Speed Limit Reduction Submissions received
17 March - 30 April 2025**

Date submitted Mar 22, 2025, 08:17 PM

Contribution ID 4029

Name Hannah

Are you giving feedback on behalf of an organisation?

No – these are my own personal views

Would you like to make a verbal submission?

No thanks

Which option do you prefer?

Option 2: lift the speed limit back up to 80km/h

Tell us your reasons

It seems a safe stretch of road. You could drive 80kmh along here comfortably.

**Cobham Drive Speed Limit Reduction Submissions received
17 March - 30 April 2025**

Date submitted Mar 22, 2025, 08:16 PM

Contribution ID 4028

Name Hamish riddell

Are you giving feedback on behalf of an organisation?

No – these are my own personal views

Would you like to make a verbal submission?

No thanks

Which option do you prefer?

Option 1: keep the existing lower 60kmh speed limit

Tell us your reasons

**Cobham Drive Speed Limit Reduction Submissions received
17 March - 30 April 2025**

Date submitted Mar 22, 2025, 08:10 PM

Contribution ID 4027

Name Joaquin

Are you giving feedback on behalf of an organisation?

No – these are my own personal views

Would you like to make a verbal submission?

No thanks

Which option do you prefer?

Option 2: lift the speed limit back up to 80km/h

Tell us your reasons

Ain't no loser ass driver actually drive at 60kph on that street, all the change does it make people get tickets less which I see as a good thing but I KNOW the government ain't gonna like that. My say is to increase it, but I know you don't care.

**Cobham Drive Speed Limit Reduction Submissions received
17 March - 30 April 2025**

Date submitted Mar 22, 2025, 07:50 PM

Contribution ID 4026

Name Adam Martin

Are you giving feedback on behalf of an organisation?

No – these are my own personal views

Would you like to make a verbal submission?

No thanks

Which option do you prefer?

Option 2: lift the speed limit back up to 80km/h

Tell us your reasons

**Cobham Drive Speed Limit Reduction Submissions received
17 March - 30 April 2025**

Date submitted Mar 22, 2025, 07:02 PM

Contribution ID 4025

Name Ethan

Are you giving feedback on behalf of an organisation?

No – these are my own personal views

Would you like to make a verbal submission?

No thanks

Which option do you prefer?

Option 2: lift the speed limit back up to 80km/h

Tell us your reasons

The reduced speed limit seems unnecessary and frustrating

There is a divider between you and on coming traffic and little to no foot traffic

I feel there is no need to bring the speed limit down that low

**Cobham Drive Speed Limit Reduction Submissions received
17 March - 30 April 2025**

Date submitted Mar 22, 2025, 07:00 PM

Contribution ID 4024

Name Kiely petersen

Are you giving feedback on behalf of an organisation?

No – these are my own personal views

Would you like to make a verbal submission?

No thanks

Which option do you prefer?

Option 2: lift the speed limit back up to 80km/h

Tell us your reasons

60 km an hour is way too slow for a 2 lane piece of road.

**Cobham Drive Speed Limit Reduction Submissions received
17 March - 30 April 2025**

Date submitted Mar 22, 2025, 06:59 PM

Contribution ID 4023

Name Hayden Farrow

Are you giving feedback on behalf of an organisation?

No – these are my own personal views

Would you like to make a verbal submission?

No thanks

Which option do you prefer?

Option 2: lift the speed limit back up to 80km/h

Tell us your reasons

I have travelled on this road for 35 years. I currently use it multiple times a day. It is a safe road, no driveways or intersections along the stretch. It is ridiculous to keep it at 60km/h. I would also add that the speed limit should be lifted to 80km/h road through to the Cobham Drive bridge by the rose gardens and the Grey Street intersection.

**Cobham Drive Speed Limit Reduction Submissions received
17 March - 30 April 2025**

Date submitted Mar 22, 2025, 06:38 PM

Contribution ID 4022

Name Ian

Are you giving feedback on behalf of an organisation?

No – these are my own personal views

Would you like to make a verbal submission?

No thanks

Which option do you prefer?

Option 1: keep the existing lower 60kmh speed limit

Tell us your reasons

**Cobham Drive Speed Limit Reduction Submissions received
17 March - 30 April 2025**

Date submitted Mar 22, 2025, 06:30 PM

Contribution ID 4021

Name Miles

Are you giving feedback on behalf of an organisation?

No – these are my own personal views

Would you like to make a verbal submission?

No thanks

Which option do you prefer?

Option 2: lift the speed limit back up to 80km/h

Tell us your reasons

Do avalon bypass while you're at it.

**Cobham Drive Speed Limit Reduction Submissions received
17 March - 30 April 2025**

Date submitted Mar 22, 2025, 06:24 PM

Contribution ID 4020

Name Alona Finn

Are you giving feedback on behalf of an organisation?

No – these are my own personal views

Would you like to make a verbal submission?

No thanks

Which option do you prefer?

Option 1: keep the existing lower 60kmh speed limit

Tell us your reasons

It is a short stretch of road in question and at peak traffic times there is no benefit of knowing a commuter can aspire to travel at 80km/h. I also feel having a reversal and having to change the signs is a waste of money and time.

**Cobham Drive Speed Limit Reduction Submissions received
17 March - 30 April 2025**

Date submitted Mar 22, 2025, 06:18 PM

Contribution ID 4019

Name Braeden

Are you giving feedback on behalf of an organisation?

No – these are my own personal views

Would you like to make a verbal submission?

No thanks

Which option do you prefer?

Option 2: lift the speed limit back up to 80km/h

Tell us your reasons

No body goes 60 anyways so may aswell just make it 80 keep people happy

**Cobham Drive Speed Limit Reduction Submissions received
17 March - 30 April 2025**

Date submitted Mar 22, 2025, 05:58 PM

Contribution ID 4018

Name George

Are you giving feedback on behalf of an organisation?

No – these are my own personal views

Would you like to make a verbal submission?

No thanks

Which option do you prefer?

Option 2: lift the speed limit back up to 80km/h

Tell us your reasons

**Cobham Drive Speed Limit Reduction Submissions received
17 March - 30 April 2025**

Date submitted Mar 22, 2025, 05:57 PM

Contribution ID 4017

Name Maria Wyatt

Are you giving feedback on behalf of an organisation?

No – these are my own personal views

Would you like to make a verbal submission?

No thanks

Which option do you prefer?

Option 2: lift the speed limit back up to 80km/h

Tell us your reasons

**Cobham Drive Speed Limit Reduction Submissions received
17 March - 30 April 2025**

Date submitted Mar 22, 2025, 05:37 PM

Contribution ID 4016

Name Tony Dicks

Are you giving feedback on behalf of an organisation?

No – these are my own personal views

Would you like to make a verbal submission?

No thanks

Which option do you prefer?

Option 2: lift the speed limit back up to 80km/h

Tell us your reasons

No hard facts have been presented to substantiate the need for the retention of the reduction - exactly how many accidents had occurred at the previous limit and how many have there been since the reduction? What was the documented (ie measured) average speed before and after the change? Just because the speed limit would revert to 80 kph this does not mean everyone would immediately travel at max speed. Why is additional cost required for curve warning signage - surely the signs would all still be in place from when it was previously 80kph?

The reasons quoted by HCC for retaining the reduced speed are flimsy and poorly stated - revert to 80kph.

**Cobham Drive Speed Limit Reduction Submissions received
17 March - 30 April 2025**

Date submitted Mar 22, 2025, 05:34 PM

Contribution ID 4015

Name cassie

Are you giving feedback on behalf of an organisation?

No – these are my own personal views

Would you like to make a verbal submission?

No thanks

Which option do you prefer?

Option 2: lift the speed limit back up to 80km/h

Tell us your reasons

People are driving 80km/h anyway. Its a bypass around the city and saves a bunch of time by not going through a bunch of side streets and traffic lights reducing the speed only slows people down. Reducing it to 60km/h slows people down.

**Cobham Drive Speed Limit Reduction Submissions received
17 March - 30 April 2025**

Date submitted Mar 22, 2025, 05:24 PM

Contribution ID 4014

Name Matt Epps

Are you giving feedback on behalf of an organisation?

No – these are my own personal views

Would you like to make a verbal submission?

No thanks

Which option do you prefer?

Option 1: keep the existing lower 60kmh speed limit

Tell us your reasons

Increasing the speed limit back to 80km/h will likely result in worse safety outcomes on this section of road. Traffic volumes are high and this will affect a large amount of people. As stated by HCC there has been a 70% reduction in crashes along this section of road following the speed limit decrease to 60km/h. It would be unwise to revert to the old, higher speed and higher risk speed limit of 80km/h. In addition to the immediate cost of \$20,000 to change the signage, there is an inherent cost to society associated with the increased number of crashes that will occur if the speed limit is increased back to 80km/h. I don't believe that it is appropriate for central government to disregard expert advice and mandate changes to speed limits to further their political agenda at the cost of the health of our community.

**Cobham Drive Speed Limit Reduction Submissions received
17 March - 30 April 2025**

Date submitted Mar 22, 2025, 04:59 PM

Contribution ID 4013

Name Jasper Beere

Are you giving feedback on behalf of an organisation?

No – these are my own personal views

Would you like to make a verbal submission?

No thanks

Which option do you prefer?

Option 2: lift the speed limit back up to 80km/h

Tell us your reasons

**Cobham Drive Speed Limit Reduction Submissions received
17 March - 30 April 2025**

Date submitted Mar 22, 2025, 04:50 PM

Contribution ID 4012

Name William

Are you giving feedback on behalf of an organisation?

No – these are my own personal views

Would you like to make a verbal submission?

No thanks

Which option do you prefer?

Option 2: lift the speed limit back up to 80km/h

Tell us your reasons

**Cobham Drive Speed Limit Reduction Submissions received
17 March - 30 April 2025**

Date submitted Mar 22, 2025, 04:41 PM

Contribution ID 4011

Name Kirk

Are you giving feedback on behalf of an organisation?

No – these are my own personal views

Would you like to make a verbal submission?

No thanks

Which option do you prefer?

Option 2: lift the speed limit back up to 80km/h

Tell us your reasons

**Cobham Drive Speed Limit Reduction Submissions received
17 March - 30 April 2025**

Date submitted Mar 22, 2025, 04:41 PM

Contribution ID 4010

Name Maria

Are you giving feedback on behalf of an organisation?

No – these are my own personal views

Would you like to make a verbal submission?

No thanks

Which option do you prefer?

Option 2: lift the speed limit back up to 80km/h

Tell us your reasons

**Cobham Drive Speed Limit Reduction Submissions received
17 March - 30 April 2025**

Date submitted Mar 22, 2025, 04:27 PM

Contribution ID 4009

Name Random

Are you giving feedback on behalf of an organisation?

No – these are my own personal views

Would you like to make a verbal submission?

No thanks

Which option do you prefer?

Option 2: lift the speed limit back up to 80km/h

Tell us your reasons

There was nothing wrong with speed at 80km it help with movement of traffic

**Cobham Drive Speed Limit Reduction Submissions received
17 March - 30 April 2025**

Date submitted Mar 22, 2025, 03:39 PM

Contribution ID 4008

Name Alexandra Young

Are you giving feedback on behalf of an organisation?

No – these are my own personal views

Would you like to make a verbal submission?

No thanks

Which option do you prefer?

Option 1: keep the existing lower 60kmh speed limit

Tell us your reasons

There has been a reduction in crashes and it's ridiculous to spend such more money to reverse the previous decision.

**Cobham Drive Speed Limit Reduction Submissions received
17 March - 30 April 2025**

Date submitted Mar 22, 2025, 03:36 PM

Contribution ID 4007

Name Keira

Are you giving feedback on behalf of an organisation?

No – these are my own personal views

Would you like to make a verbal submission?

No thanks

Which option do you prefer?

Option 2: lift the speed limit back up to 80km/h

Tell us your reasons

Crashes on this road are almost always only caused by people being silly and going ridiculous speeds. I drive this road to work and back everyday, and people drive 80 on this road regardless of speed limit no matter what. I hardly ever see anyone doing less than 80

**Cobham Drive Speed Limit Reduction Submissions received
17 March - 30 April 2025**

Date submitted Mar 22, 2025, 03:20 PM

Contribution ID 4006

Name Asher A

Are you giving feedback on behalf of an organisation?

No – these are my own personal views

Would you like to make a verbal submission?

No thanks

Which option do you prefer?

Option 1: keep the existing lower 60kmh speed limit

Tell us your reasons

It works everyone can still go A to B but it's safer due to the lower speed limit.
And we still spent the money to change it. Thats more money to change it back.
\$20,000 as well which could be better spent elsewhere

**Cobham Drive Speed Limit Reduction Submissions received
17 March - 30 April 2025**

Date submitted Mar 22, 2025, 03:18 PM

Contribution ID 4005

Name Frouke

Are you giving feedback on behalf of an organisation?

No – these are my own personal views

Would you like to make a verbal submission?

No thanks

Which option do you prefer?

Option 1: keep the existing lower 60kmh speed limit

Tell us your reasons

Reduced number of accidents

**Cobham Drive Speed Limit Reduction Submissions received
17 March - 30 April 2025**

Date submitted Mar 22, 2025, 03:12 PM

Contribution ID 4004

Name Brendan Hicks

Are you giving feedback on behalf of an organisation?

No – these are my own personal views

Would you like to make a verbal submission?

No thanks

Which option do you prefer?

Option 2: lift the speed limit back up to 80km/h

Tell us your reasons

Cobham Drive between Tristram Street to Normandy Avenue is two-lane divided highway in each direction. Except for rush hours, 80 km/h seemed perfectly safe in the past. There are no suburban subdivisions that exit onto this stretch of road and during a lot of use for over 30 years I have never seen an accident on this stretch of road. Reducing the speed limit to 60 km/h was an arbitrary decision in the first place for no reason that was obvious to motorists.

Cycling is another issue. Cyclists did not noticeably use this road with the speed limit at 80 km/h and this did not change with the reduction to 60 km/h. I cycle to work myself occasionally and I avoid this stretch of road because it is too narrow for cyclists. The river path is close by and is the safe cycling route into the city. Based on this reasoning, changing the speed limit back to 80 km/h for Cobham Drive between Tristram Street to Normandy Avenue will not affect its use by cyclists.

**Cobham Drive Speed Limit Reduction Submissions received
17 March - 30 April 2025**

Date submitted Mar 22, 2025, 03:09 PM

Contribution ID 4003

Name Amish

Are you giving feedback on behalf of an organisation?

No – these are my own personal views

Would you like to make a verbal submission?

No thanks

Which option do you prefer?

Option 2: lift the speed limit back up to 80km/h

Tell us your reasons

Honestly, the slow down of Hamilton has made it way more depressing to drive around. I understand there are safety concerns, but that is just natural selection. Keeping the speed limit at 80km/hr helps feel like traffic is flowing.

**Cobham Drive Speed Limit Reduction Submissions received
17 March - 30 April 2025**

Date submitted Mar 22, 2025, 02:43 PM

Contribution ID 4002

Name Joe Graziotti

Are you giving feedback on behalf of an organisation?

No – these are my own personal views

Would you like to make a verbal submission?

No thanks

Which option do you prefer?

Option 2: lift the speed limit back up to 80km/h

Tell us your reasons

Your slowing traffic down in a very safe zone, which will lead to more congestion and unsafe, impatient driving habits from ratepayers constantly being ignored after placing feedback. Most drivers including myself do 80 regardless.

**Cobham Drive Speed Limit Reduction Submissions received
17 March - 30 April 2025**

Date submitted Mar 22, 2025, 02:36 PM

Contribution ID 4001

Name Steve McMillan

Are you giving feedback on behalf of an organisation?

No – these are my own personal views

Would you like to make a verbal submission?

No thanks

Which option do you prefer?

Option 2: lift the speed limit back up to 80km/h

Tell us your reasons

This section of road is clearly designed for 80km/h.

It has no property drive ways feeding on or off this section of road it is dual lane, it has a median barrier.

60km/h for this section of road is a waste of time.

Further if the govt is reverting connecting sections of Cobham drive to 80km/h we should provide consistency feeding onto / off those sections for a road which clearly has contiguous design.

Thank you

**Cobham Drive Speed Limit Reduction Submissions received
17 March - 30 April 2025**

Date submitted Mar 22, 2025, 02:02 PM

Contribution ID 4000

Name Rodin Lisignoli

Are you giving feedback on behalf of an organisation?

No – these are my own personal views

Would you like to make a verbal submission?

No thanks

Which option do you prefer?

Option 1: keep the existing lower 60kmh speed limit

Tell us your reasons

The safety of drivers, especially when considering the lowered speed limit has resulted in a 70% reduction in crashes, is far, far more important than both the cost required to change it, and the measly 20 seconds saved with a higher speed limit. Immensely disappointing of the central government to try to force this new rule.

**Cobham Drive Speed Limit Reduction Submissions received
17 March - 30 April 2025**

Date submitted Mar 22, 2025, 01:51 PM

Contribution ID 3999

Name Lisa

Are you giving feedback on behalf of an organisation?

No – these are my own personal views

Would you like to make a verbal submission?

No thanks

Which option do you prefer?

Option 2: lift the speed limit back up to 80km/h

Tell us your reasons

Stop slowing Hamilton down. It is a safe section of road with no residential housing, four lanes and a barrier in the middle, there is no need for this to be 60km/hr.

**Cobham Drive Speed Limit Reduction Submissions received
17 March - 30 April 2025**

Date submitted Mar 22, 2025, 01:38 PM

Contribution ID 3998

Name Dennis Hynes

Are you giving feedback on behalf of an organisation?

No – these are my own personal views

Would you like to make a verbal submission?

No thanks

Which option do you prefer?

Option 1: keep the existing lower 60kmh speed limit

Tell us your reasons

Limited visibility, hidden queues, merging traffic, multiple lane changes

**Cobham Drive Speed Limit Reduction Submissions received
17 March - 30 April 2025**

Date submitted Mar 22, 2025, 01:09 PM

Contribution ID 3997

Name Aly

Are you giving feedback on behalf of an organisation?

No – these are my own personal views

Would you like to make a verbal submission?

No thanks

Which option do you prefer?

Option 2: lift the speed limit back up to 80km/h

Tell us your reasons

Lots of people already don't follow that limit, and the people who do just cause road rage for other drivers which causes accidents. I don't see any need for it to be 60.

**Cobham Drive Speed Limit Reduction Submissions received
17 March - 30 April 2025**

Date submitted Mar 22, 2025, 12:51 PM

Contribution ID 3996

Name Eadon Gillibrand

Are you giving feedback on behalf of an organisation?

No – these are my own personal views

Would you like to make a verbal submission?

No thanks

Which option do you prefer?

Option 2: lift the speed limit back up to 80km/h

Tell us your reasons

This road is non-residential and well maintained. It is safe to travel at a speed of 80km/h.

**Cobham Drive Speed Limit Reduction Submissions received
17 March - 30 April 2025**

Date submitted Mar 22, 2025, 12:36 PM

Contribution ID 3995

Name Gina Walden

Are you giving feedback on behalf of an organisation?

No – these are my own personal views

Would you like to make a verbal submission?

No thanks

Which option do you prefer?

Option 2: lift the speed limit back up to 80km/h

Tell us your reasons

It's too slow

**Cobham Drive Speed Limit Reduction Submissions received
17 March - 30 April 2025**

Date submitted Mar 22, 2025, 12:27 PM

Contribution ID 3994

Name Robert

Are you giving feedback on behalf of an organisation?

No – these are my own personal views

Would you like to make a verbal submission?

No thanks

Which option do you prefer?

Option 1: keep the existing lower 60kmh speed limit

Tell us your reasons

Increasing the limit to 80 here is dumb.

**Cobham Drive Speed Limit Reduction Submissions received
17 March - 30 April 2025**

Date submitted Mar 22, 2025, 12:16 PM

Contribution ID 3993

Name Kaitlyn Parkes

Are you giving feedback on behalf of an organisation?

No – these are my own personal views

Would you like to make a verbal submission?

No thanks

Which option do you prefer?

Option 2: lift the speed limit back up to 80km/h

Tell us your reasons

Because it feels like an 80km/h road

**Cobham Drive Speed Limit Reduction Submissions received
17 March - 30 April 2025**

Date submitted Mar 22, 2025, 11:56 AM

Contribution ID 3992

Name Greig gonano

Are you giving feedback on behalf of an organisation?

No – these are my own personal views

Would you like to make a verbal submission?

No thanks

Which option do you prefer?

Option 2: lift the speed limit back up to 80km/h

Tell us your reasons

**Cobham Drive Speed Limit Reduction Submissions received
17 March - 30 April 2025**

Date submitted Mar 22, 2025, 11:13 AM

Contribution ID 3991

Name Ellen Rendle

Are you giving feedback on behalf of an organisation?

No – these are my own personal views

Would you like to make a verbal submission?

No thanks

Which option do you prefer?

Option 2: lift the speed limit back up to 80km/h

Tell us your reasons

**Cobham Drive Speed Limit Reduction Submissions received
17 March - 30 April 2025**

Date submitted Mar 22, 2025, 10:59 AM

Contribution ID 3990

Name Ruby

Are you giving feedback on behalf of an organisation?

No – these are my own personal views

Would you like to make a verbal submission?

No thanks

Which option do you prefer?

Option 2: lift the speed limit back up to 80km/h

Tell us your reasons

Almost everyone that drives that road, drives it at 80km. It would be safer to put the speed limit back up to 80km as everyone was already used to it anyway and I think everyone would drive it safer instead of trying to get ahead of the people driving it at 60km. I've witnessed a few road rage's and silly overtakes due to the 'slow' traffic so there is bound to be an accident soon.

**Cobham Drive Speed Limit Reduction Submissions received
17 March - 30 April 2025**

Date submitted Mar 22, 2025, 10:42 AM

Contribution ID 3989

Name Tony Chu

Are you giving feedback on behalf of an organisation?

No – these are my own personal views

Would you like to make a verbal submission?

No thanks

Which option do you prefer?

Option 1: keep the existing lower 60kmh speed limit

Tell us your reasons

The bend is sharp enough that the driver vision is simply not far enough to drive safely at 80kmh. And this road got flooded during heavy rain, and remains so for quite long after.

**Cobham Drive Speed Limit Reduction Submissions received
17 March - 30 April 2025**

Date submitted Mar 22, 2025, 10:33 AM

Contribution ID 3988

Name Lee

Are you giving feedback on behalf of an organisation?

No – these are my own personal views

Would you like to make a verbal submission?

No thanks

Which option do you prefer?

Option 2: lift the speed limit back up to 80km/h

Tell us your reasons

Anyone who can't drive down that road at 80kph without crashing should not be on the road full stop

**Cobham Drive Speed Limit Reduction Submissions received
17 March - 30 April 2025**

Date submitted Mar 22, 2025, 10:15 AM

Contribution ID 3987

Name Evin

Are you giving feedback on behalf of an organisation?

No – these are my own personal views

Would you like to make a verbal submission?

No thanks

Which option do you prefer?

Option 1: keep the existing lower 60kmh speed limit

Tell us your reasons

70% reduction in accidents in reason enough. The road also has a walking/biking path next to it.

**Cobham Drive Speed Limit Reduction Submissions received
17 March - 30 April 2025**

Date submitted Mar 22, 2025, 10:15 AM

Contribution ID 3986

Name Gail Partington

Are you giving feedback on behalf of an organisation?

No – these are my own personal views

Would you like to make a verbal submission?

No thanks

Which option do you prefer?

Option 2: lift the speed limit back up to 80km/h

Tell us your reasons

At 60 km it's causing more congestion than ever before. At peak times most people know that there is congestion and slow down for those s bend corners. It would help a lot if the foliage in the middle of the median strip was cut back so that drivers had more vision through the corners. In heavy rain one of the corners floods extremely badly, not sure what you can do about the drainage. Even at slow speeds that is extremely dangerous...

**Cobham Drive Speed Limit Reduction Submissions received
17 March - 30 April 2025**

Date submitted Mar 22, 2025, 10:13 AM

Contribution ID 3985

Name K C Archer

Are you giving feedback on behalf of an organisation?

No – these are my own personal views

Would you like to make a verbal submission?

No thanks

Which option do you prefer?

Option 2: lift the speed limit back up to 80km/h

Tell us your reasons

**Cobham Drive Speed Limit Reduction Submissions received
17 March - 30 April 2025**

Date submitted Mar 22, 2025, 10:12 AM

Contribution ID 3984

Name Kelly Jepsen

Are you giving feedback on behalf of an organisation?

No – these are my own personal views

Would you like to make a verbal submission?

No thanks

Which option do you prefer?

Option 1: keep the existing lower 60kmh speed limit

Tell us your reasons

Dangerous section of road, high traffic, limited visibility. 80km is absolutely insane, and may save a full-speed driver in peak conditions about 4 seconds of commute time. Big whoop.

**Cobham Drive Speed Limit Reduction Submissions received
17 March - 30 April 2025**

Date submitted Mar 22, 2025, 09:51 AM

Contribution ID 3983

Name Trevor Hunter

Are you giving feedback on behalf of an organisation?

No – these are my own personal views

Would you like to make a verbal submission?

No thanks

Which option do you prefer?

Option 1: keep the existing lower 60kmh speed limit

Tell us your reasons

Afternoon tailbacks during peak periods are hard to see on those almost blind bends. 60km/h allows for shorter stopping distances in an emergency situation or when it is wet. This change will save 16seconds approximately and 1 crash with a 30 minute delay will eat up almost 6 months of commuter time savings. It's safer all round, leave it please.

**Cobham Drive Speed Limit Reduction Submissions received
17 March - 30 April 2025**

Date submitted Mar 22, 2025, 09:46 AM

Contribution ID 3982

Name Caleb Robinson

Are you giving feedback on behalf of an organisation?

No – these are my own personal views

Would you like to make a verbal submission?

No thanks

Which option do you prefer?

Option 2: lift the speed limit back up to 80km/h

Tell us your reasons

**Cobham Drive Speed Limit Reduction Submissions received
17 March - 30 April 2025**

Date submitted Mar 22, 2025, 09:45 AM

Contribution ID 3981

Name Charlee Albany-Pearson

Are you giving feedback on behalf of an organisation?

No – these are my own personal views

Would you like to make a verbal submission?

No thanks

Which option do you prefer?

Option 1: keep the existing lower 60kmh speed limit

Tell us your reasons

It makes it safer minus the idiots that still speed like crazy around there.

**Cobham Drive Speed Limit Reduction Submissions received
17 March - 30 April 2025**

Date submitted Mar 22, 2025, 09:33 AM

Contribution ID 3980

Name Sam Mason

Are you giving feedback on behalf of an organisation?

No – these are my own personal views

Would you like to make a verbal submission?

No thanks

Which option do you prefer?

Option 1: keep the existing lower 60kmh speed limit

Tell us your reasons

Changing it back to 80 is ridiculous. The 60km stretch is only approximately 1.2km long and changing the speed limit would only save less than 20 seconds per trip.

The merge point at Hillsborough Terrace is already dicey and if the speed limit was 80, there definitely would be several bad crashes there. How much more time would it take to drive home if there was a crash here due to the 80kms. I bet a lot more than 20 seconds.

I also don't condone the cost to change it when our rates are already going up so much. I would much rather use that money for more important projects.

**Cobham Drive Speed Limit Reduction Submissions received
17 March - 30 April 2025**

Date submitted Mar 22, 2025, 08:35 AM

Contribution ID 3979

Name Herb

Are you giving feedback on behalf of an organisation?

No – these are my own personal views

Would you like to make a verbal submission?

No thanks

Which option do you prefer?

Option 2: lift the speed limit back up to 80km/h

Tell us your reasons

There's no need to having reduced the limit in the first place. There's a median safety island between oncoming traffic keeping it safe.

**Cobham Drive Speed Limit Reduction Submissions received
17 March - 30 April 2025**

Date submitted Mar 22, 2025, 08:23 AM

Contribution ID 3978

Name Alex Taylor

Are you giving feedback on behalf of an organisation?

No – these are my own personal views

Would you like to make a verbal submission?

No thanks

Which option do you prefer?

Option 2: lift the speed limit back up to 80km/h

Tell us your reasons

The road is more than safe enough to do 80 on. It is clear that during rush hour there are going to be queues. Higher speed means more throughput.

**Cobham Drive Speed Limit Reduction Submissions received
17 March - 30 April 2025**

Date submitted Mar 22, 2025, 08:17 AM

Contribution ID 3977

Name Brianna

Are you giving feedback on behalf of an organisation?

No – these are my own personal views

Would you like to make a verbal submission?

No thanks

Which option do you prefer?

Option 1: keep the existing lower 60kmh speed limit

Tell us your reasons

**Cobham Drive Speed Limit Reduction Submissions received
17 March - 30 April 2025**

Date submitted Mar 22, 2025, 08:04 AM

Contribution ID 3976

Name Kevin Brown

Are you giving feedback on behalf of an organisation?

No – these are my own personal views

Would you like to make a verbal submission?

No thanks

Which option do you prefer?

Option 1: keep the existing lower 60kmh speed limit

Tell us your reasons

Apart from the extra harm caused by accidents at a higher speed there seems little benefit in raising the speed over such a short distance before reducing again at a 50km/hr roundabout at one end and traffic lights at the other.

**Cobham Drive Speed Limit Reduction Submissions received
17 March - 30 April 2025**

Date submitted Mar 22, 2025, 07:46 AM

Contribution ID 3975

Name Sharon Martinsen

Are you giving feedback on behalf of an organisation?

No – these are my own personal views

Would you like to make a verbal submission?

No thanks

Which option do you prefer?

Option 2: lift the speed limit back up to 80km/h

Tell us your reasons

It should never have been lowered in the first instance. Working people have places to go and things to do.

**Cobham Drive Speed Limit Reduction Submissions received
17 March - 30 April 2025**

Date submitted Mar 22, 2025, 07:43 AM

Contribution ID 3974

Name Richard Martinsen

Are you giving feedback on behalf of an organisation?

No – these are my own personal views

Would you like to make a verbal submission?

No thanks

Which option do you prefer?

Option 2: lift the speed limit back up to 80km/h

Tell us your reasons

The road is fine, drivers need to be better.

**Cobham Drive Speed Limit Reduction Submissions received
17 March - 30 April 2025**

Date submitted Mar 22, 2025, 07:41 AM

Contribution ID 3973

Name Fiona Moyer

Are you giving feedback on behalf of an organisation?

No – these are my own personal views

Would you like to make a verbal submission?

No thanks

Which option do you prefer?

Option 1: keep the existing lower 60kmh speed limit

Tell us your reasons

There is no reason for such a short stretch of road to be 80km - 60 is consistent with the rest of Cobham and makes sense coming around the corner to the roundabout by Pak n Save. Keep it to the safer 60km limit

**Cobham Drive Speed Limit Reduction Submissions received
17 March - 30 April 2025**

Date submitted Mar 22, 2025, 07:37 AM

Contribution ID 3972

Name Josh Lane

Are you giving feedback on behalf of an organisation?

No – these are my own personal views

Would you like to make a verbal submission?

No thanks

Which option do you prefer?

Option 2: lift the speed limit back up to 80km/h

Tell us your reasons

Most people don't obey that speed limit anyway and still go 80. Drivers going 60 clogs up traffic especially at the intersection from Normandy.

**Cobham Drive Speed Limit Reduction Submissions received
17 March - 30 April 2025**

Date submitted Mar 22, 2025, 07:32 AM

Contribution ID 3971

Name Beverley Joy Underwood

Are you giving feedback on behalf of an organisation?

No – these are my own personal views

Would you like to make a verbal submission?

No thanks

Which option do you prefer?

Option 1: keep the existing lower 60kmh speed limit

Tell us your reasons

This section of road is very short and carries a huge amount of traffic which includes people entering from the left in both directions. there is already a bend which use to be less than 80 kph so the already miniscule time saving is reduced more as it is not a straightforward calculation. People tend to exceed the speed limit anyway

**Cobham Drive Speed Limit Reduction Submissions received
17 March - 30 April 2025**

Date submitted Mar 22, 2025, 07:29 AM

Contribution ID 3970

Name Kees

Are you giving feedback on behalf of an organisation?

No – these are my own personal views

Would you like to make a verbal submission?

No thanks

Which option do you prefer?

Option 2: lift the speed limit back up to 80km/h

Tell us your reasons

Most people drive 80 on it anyway so make it 80 again

**Cobham Drive Speed Limit Reduction Submissions received
17 March - 30 April 2025**

Date submitted Mar 22, 2025, 07:28 AM

Contribution ID 3969

Name Laura

Are you giving feedback on behalf of an organisation?

No – these are my own personal views

Would you like to make a verbal submission?

No thanks

Which option do you prefer?

Option 2: lift the speed limit back up to 80km/h

Tell us your reasons

60kph is ridiculous for that stretch of road. Raising the speed limits everywhere is an absolute must.

**Cobham Drive Speed Limit Reduction Submissions received
17 March - 30 April 2025**

Date submitted Mar 22, 2025, 06:40 AM

Contribution ID 3968

Name Jamie

Are you giving feedback on behalf of an organisation?

No – these are my own personal views

Would you like to make a verbal submission?

No thanks

Which option do you prefer?

Option 2: lift the speed limit back up to 80km/h

Tell us your reasons

60km is too slow for that section and nobody is sticking to the 60km limit.
Return it to its original limit of 80km.

**Cobham Drive Speed Limit Reduction Submissions received
17 March - 30 April 2025**

Date submitted Mar 22, 2025, 06:12 AM

Contribution ID 3967

Name Mark Thorn

Are you giving feedback on behalf of an organisation?

No – these are my own personal views

Would you like to make a verbal submission?

No thanks

Which option do you prefer?

Option 1: keep the existing lower 60kmh speed limit

Tell us your reasons

It's a safer speed and probably only adds 10 seconds to the trip. Surely it makes sense to keep it lower.

**Cobham Drive Speed Limit Reduction Submissions received
17 March - 30 April 2025**

Date submitted Mar 22, 2025, 03:33 AM

Contribution ID 3966

Name Alana Dunn

Are you giving feedback on behalf of an organisation?

No – these are my own personal views

Would you like to make a verbal submission?

No thanks

Which option do you prefer?

Option 1: keep the existing lower 60kmh speed limit

Tell us your reasons

It should definitely stay 60. Enough people already go at 80 there. I worry that if it became a sign posted 80 section of the road, people would use it as an excuse to go 90, or faster. That plus the blind turn and congestion at 5.00 traffic? People are probably going to die if this change goes through.

**Cobham Drive Speed Limit Reduction Submissions received
17 March - 30 April 2025**

Date submitted Mar 22, 2025, 03:01 AM

Contribution ID 3965

Name Sarah Print

Are you giving feedback on behalf of an organisation?

No – these are my own personal views

Would you like to make a verbal submission?

No thanks

Which option do you prefer?

Option 2: lift the speed limit back up to 80km/h

Tell us your reasons

Slower speeds cause traffic build ups and people are more likely to crash on slower speeds. Everyone does 80km through there anyways. I feel like I'm the only one that does the speed limit there.

**Cobham Drive Speed Limit Reduction Submissions received
17 March - 30 April 2025**

Date submitted Mar 22, 2025, 02:48 AM

Contribution ID 3964

Name Gian Basagre

Are you giving feedback on behalf of an organisation?

No – these are my own personal views

Would you like to make a verbal submission?

No thanks

Which option do you prefer?

Option 1: keep the existing lower 60kmh speed limit

Tell us your reasons

**Cobham Drive Speed Limit Reduction Submissions received
17 March - 30 April 2025**

Date submitted Mar 22, 2025, 01:26 AM

Contribution ID 3963

Name Julian West

Are you giving feedback on behalf of an organisation?

No – these are my own personal views

Would you like to make a verbal submission?

No thanks

Which option do you prefer?

Option 1: keep the existing lower 60kmh speed limit

Tell us your reasons

Honestly the speed should be even lower.

**Cobham Drive Speed Limit Reduction Submissions received
17 March - 30 April 2025**

Date submitted Mar 22, 2025, 01:02 AM

Contribution ID 3962

Name Nathan

Are you giving feedback on behalf of an organisation?

No – these are my own personal views

Would you like to make a verbal submission?

No thanks

Which option do you prefer?

Option 1: keep the existing lower 60kmh speed limit

Tell us your reasons

On blind corners that back up a lot? A ten second or so saving isn't worth it. The costs to change it are just not worth it either.

**Cobham Drive Speed Limit Reduction Submissions received
17 March - 30 April 2025**

Date submitted Mar 22, 2025, 12:36 AM

Contribution ID 3961

Name Barnabas Hyland

Are you giving feedback on behalf of an organisation?

No – these are my own personal views

Would you like to make a verbal submission?

No thanks

Which option do you prefer?

Option 1: keep the existing lower 60kmh speed limit

Tell us your reasons

There is really no advantage to being slightly faster over such a short stretch of road. Maybe it would save 10 seconds each way under ideal conditions? Often the traffic would prevent 80km from making sense, and if the referenced drop in frequency and severity of crashes is true, it seems obvious that the downside outweighs any small upside. It's also between two 50kmh intersections at each end, so I would anticipate a lot of rapid braking and acceleration if it were an 80k limit

**Cobham Drive Speed Limit Reduction Submissions received
17 March - 30 April 2025**

Date submitted Mar 22, 2025, 12:06 AM

Contribution ID 3960

Name Sandra

Are you giving feedback on behalf of an organisation?

No – these are my own personal views

Would you like to make a verbal submission?

No thanks

Which option do you prefer?

Option 2: lift the speed limit back up to 80km/h

Tell us your reasons

The road meets the criteria to be an 80 km/hr road and functioned fine for many years as such.

**Cobham Drive Speed Limit Reduction Submissions received
17 March - 30 April 2025**

Date submitted Mar 21, 2025, 11:53 PM

Contribution ID 3959

Name Neilen Govender

Are you giving feedback on behalf of an organisation?

No – these are my own personal views

Would you like to make a verbal submission?

No thanks

Which option do you prefer?

Option 2: lift the speed limit back up to 80km/h

Tell us your reasons

Avoid congestion and keep the speed limit consistent.

**Cobham Drive Speed Limit Reduction Submissions received
17 March - 30 April 2025**

Date submitted Mar 21, 2025, 11:33 PM

Contribution ID 3958

Name David Fairley-King

Are you giving feedback on behalf of an organisation?

No – these are my own personal views

Would you like to make a verbal submission?

No thanks

Which option do you prefer?

Option 1: keep the existing lower 60kmh speed limit

Tell us your reasons

**Cobham Drive Speed Limit Reduction Submissions received
17 March - 30 April 2025**

Date submitted Mar 21, 2025, 11:13 PM

Contribution ID 3957

Name Tony Burt

Are you giving feedback on behalf of an organisation?

No – these are my own personal views

Would you like to make a verbal submission?

No thanks

Which option do you prefer?

Option 2: lift the speed limit back up to 80km/h

Tell us your reasons

It's a dual lane arterial route with no driveways. Of course it should be 80 km/hr. It's no different to Wairere Drive. During all the years which it was 80 km/hr, at no time did I witness any reason for that speed to be unsafe. Do the right thing, listen to Central Govt and Hamiltonians, put it back.

**Cobham Drive Speed Limit Reduction Submissions received
17 March - 30 April 2025**

Date submitted Mar 21, 2025, 11:01 PM

Contribution ID 3956

Name Daniel Gothorp

Are you giving feedback on behalf of an organisation?

No – these are my own personal views

Would you like to make a verbal submission?

No thanks

Which option do you prefer?

Option 2: lift the speed limit back up to 80km/h

Tell us your reasons

60 feels too slow, its annoying especially when its quiet, which is a lot of the time. People will sloe down naturally when its busy, its common sense

**Cobham Drive Speed Limit Reduction Submissions received
17 March - 30 April 2025**

Date submitted Mar 21, 2025, 11:01 PM

Contribution ID 3955

Name Oliver Surridge

Are you giving feedback on behalf of an organisation?

No – these are my own personal views

Would you like to make a verbal submission?

No thanks

Which option do you prefer?

Option 1: keep the existing lower 60kmh speed limit

Tell us your reasons

the little impact on travel time as well as extra cost is not worth the potential increase in crashes

**Cobham Drive Speed Limit Reduction Submissions received
17 March - 30 April 2025**

Date submitted Mar 21, 2025, 10:44 PM

Contribution ID 3954

Name Sarah

Are you giving feedback on behalf of an organisation?

No – these are my own personal views

Would you like to make a verbal submission?

No thanks

Which option do you prefer?

Option 1: keep the existing lower 60kmh speed limit

Tell us your reasons

Safety should be paramount and this statistic says it all: "Crash data shows a 70% decrease since the speed limit was lowered in June 2023." A change back to 80km/h makes no sense given the safety concerns for this stretch of road, the minimal (if at all) travel time commuters would save, and the cost of replacing the speed limit signs. I strongly support the speed limit staying at 60km/h.

**Cobham Drive Speed Limit Reduction Submissions received
17 March - 30 April 2025**

Date submitted Mar 21, 2025, 10:43 PM

Contribution ID 3953

Name Anne Bell

Are you giving feedback on behalf of an organisation?

No – these are my own personal views

Would you like to make a verbal submission?

No thanks

Which option do you prefer?

Option 2: lift the speed limit back up to 80km/h

Tell us your reasons

It should not have been reduced to 60kmh in the first place.

**Cobham Drive Speed Limit Reduction Submissions received
17 March - 30 April 2025**

Date submitted Mar 21, 2025, 10:22 PM

Contribution ID 3952

Name Mel

Are you giving feedback on behalf of an organisation?

No – these are my own personal views

Would you like to make a verbal submission?

No thanks

Which option do you prefer?

Option 1: keep the existing lower 60kmh speed limit

Tell us your reasons

There's no reason why that section of road should go back to 80 ks. It would be the only one in town that would be that high, super unnecessary

**Cobham Drive Speed Limit Reduction Submissions received
17 March - 30 April 2025**

Date submitted Mar 21, 2025, 10:20 PM

Contribution ID 3951

Name Rebecca Charles-Wheadon

Are you giving feedback on behalf of an organisation?

No – these are my own personal views

Would you like to make a verbal submission?

No thanks

Which option do you prefer?

Option 1: keep the existing lower 60kmh speed limit

Tell us your reasons

There is very little visibility around the corners, so queues can be hidden until the last moment. 80kph does not give you much time to react and slow down.

Also, whilst I understand why \$20k of new signs might be required, as a rate payer I can think of many other uses for \$20k that would benefit Hamilton more.

**Cobham Drive Speed Limit Reduction Submissions received
17 March - 30 April 2025**

Date submitted Mar 21, 2025, 10:16 PM

Contribution ID 3950

Name Michael Bennett

Are you giving feedback on behalf of an organisation?

No – these are my own personal views

Would you like to make a verbal submission?

No thanks

Which option do you prefer?

Option 1: keep the existing lower 60kmh speed limit

Tell us your reasons

Road is windy and leads to/from a busy intersection and roundabout.

**Cobham Drive Speed Limit Reduction Submissions received
17 March - 30 April 2025**

Date submitted Mar 21, 2025, 09:56 PM

Contribution ID 3949

Name Nathan Platt

Are you giving feedback on behalf of an organisation?

No – these are my own personal views

Would you like to make a verbal submission?

No thanks

Which option do you prefer?

Option 1: keep the existing lower 60kmh speed limit

Tell us your reasons

**Cobham Drive Speed Limit Reduction Submissions received
17 March - 30 April 2025**

Date submitted Mar 21, 2025, 09:44 PM

Contribution ID 3948

Name Keinen wyatt

Are you giving feedback on behalf of an organisation?

No – these are my own personal views

Would you like to make a verbal submission?

No thanks

Which option do you prefer?

Option 1: keep the existing lower 60kmh speed limit

Tell us your reasons

In both directions there can be queues and the corners are quite blind. It would be very easy to have an accident. Even with hidden queue signs the corners are tight enough it would be easy to not be able to stop in time.

**Cobham Drive Speed Limit Reduction Submissions received
17 March - 30 April 2025**

Date submitted Mar 21, 2025, 09:23 PM

Contribution ID 3947

Name Jess

Are you giving feedback on behalf of an organisation?

No – these are my own personal views

Would you like to make a verbal submission?

No thanks

Which option do you prefer?

Option 2: lift the speed limit back up to 80km/h

Tell us your reasons

No one follows the speed limit of 60, so I think it makes it unsafe people expecting/trying to go 60 then others drive dangerously around them

**Cobham Drive Speed Limit Reduction Submissions received
17 March - 30 April 2025**

Date submitted Mar 21, 2025, 09:12 PM

Contribution ID 3946

Name Matthew Milburn

Are you giving feedback on behalf of an organisation?

No – these are my own personal views

Would you like to make a verbal submission?

No thanks

Which option do you prefer?

Option 2: lift the speed limit back up to 80km/h

Tell us your reasons

Increase to 80kph.

The road was engineered for 80kmph and is perfect for this. I have driven this section for over 20 years. It is not suitable for lower speeds. The problem with the Tristram street connection is due to council reducing the capacity of the roundabout connecting these two roads. This must be reversed. Increased congestion is contributing to higher pollution and unhealthy air quality where this was less before the lower speeds limits.

Thank you.

**Cobham Drive Speed Limit Reduction Submissions received
17 March - 30 April 2025**

Date submitted Mar 21, 2025, 09:08 PM

Contribution ID 3945

Name Jess

Are you giving feedback on behalf of an organisation?

No – these are my own personal views

Would you like to make a verbal submission?

No thanks

Which option do you prefer?

Option 1: keep the existing lower 60kmh speed limit

Tell us your reasons

I live in Glenview and have used this road many times, before and after the speed change. Even years after the speed change, people still drive above the limit and I'm concerned changing it back to 80km/h would just make people drive closer to 90km/h. The curve also prevents a view of the road ahead and the queue for the roundabout can come very quickly, even at 60km/h. Also, the change to the roundabout near Pak'n'Save Clarence St to make some parts single lane makes you have to wait for traffic for longer. With increased speeds you would have to wait even longer for a safe opening and it's more risk with oncoming traffic at high speeds. Keep the 60km/h limit.

**Cobham Drive Speed Limit Reduction Submissions received
17 March - 30 April 2025**

Date submitted: Mar 21, 2025, 09:08 PM

Contribution ID: 3944

Name Jenny morris

Are you giving feedback on behalf of an organisation?

No – these are my own personal views

Would you like to make a verbal submission?

Yes, I would like to speak to Elected Members

Which option do you prefer?

Option 2: lift the speed limit back up to 80km/h

Tell us your reasons

If you can't drive on a 2 lane road at 80km an hour. Don't drive,take the bus

**Cobham Drive Speed Limit Reduction Submissions received
17 March - 30 April 2025**

Date submitted: Mar 21, 2025, 09:02 PM

Contribution ID: 3943

Name Corey Hartley

Are you giving feedback on behalf of an organisation?

No – these are my own personal views

Would you like to make a verbal submission?

No thanks

Which option do you prefer?

Option 2: lift the speed limit back up to 80km/h

Tell us your reasons

Under the previous government, the decision was made to implement this change. However, now that it has been reversed, we kindly request that you expedite the process of restoring it, as per the government's directive

Roll on July 1

**Cobham Drive Speed Limit Reduction Submissions received
17 March - 30 April 2025**

Date submitted: Mar 21, 2025, 09:01 PM

Contribution ID: 3942

Name Shaun Hodson

Are you giving feedback on behalf of an organisation?

No – these are my own personal views

Would you like to make a verbal submission?

No thanks

Which option do you prefer?

Option 2: lift the speed limit back up to 80km/h

Tell us your reasons

It is dual carriageway, generally clear visibility and users typically go above 60 kph as it seems logical to them. Also need to look at the sections between Hillcrest roundabout and the intersection under review. There is even more logic to increase the speed in these areas also.

**Cobham Drive Speed Limit Reduction Submissions received
17 March - 30 April 2025**

Date submitted: Mar 21, 2025, 08:47 PM

Contribution ID: 3941

Name Mark Brady

Are you giving feedback on behalf of an organisation?

No – these are my own personal views

Would you like to make a verbal submission?

No thanks

Which option do you prefer?

Option 2: lift the speed limit back up to 80km/h

Tell us your reasons

Everybody is still going 80kmh on there anyway. And also it's safe for capable drivers to go 80.

**Cobham Drive Speed Limit Reduction Submissions received
17 March - 30 April 2025**

Date submitted: Mar 21, 2025, 08:38 PM

Contribution ID: 3940

Name Angela Moore

Are you giving feedback on behalf of an organisation?

No – these are my own personal views

Would you like to make a verbal submission?

No thanks

Which option do you prefer?

Option 2: lift the speed limit back up to 80km/h

Tell us your reasons

Too many different speeds

**Cobham Drive Speed Limit Reduction Submissions received
17 March - 30 April 2025**

Date submitted: Mar 21, 2025, 08:33 PM

Contribution ID: 3939

Name Andrew Clow

Are you giving feedback on behalf of an organisation?

No – these are my own personal views

Would you like to make a verbal submission?

No thanks

Which option do you prefer?

Option 1: keep the existing lower 60kmh speed limit

Tell us your reasons

It's exceptionally rare that when I'm traveling on this section of road that traffic is even flowing at 60kph. The blind corners on both directions make the idea of 80kph somewhat silly. Over the distance 20kph amounts to seconds saved not minutes. For these reasons I support keeping the limit at 60kph.

**Cobham Drive Speed Limit Reduction Submissions received
17 March - 30 April 2025**

Date submitted: Mar 21, 2025, 08:32 PM

Contribution ID: 3938

Name Craig

Are you giving feedback on behalf of an organisation?

No – these are my own personal views

Would you like to make a verbal submission?

No thanks

Which option do you prefer?

Option 2: lift the speed limit back up to 80km/h

Tell us your reasons

At the 60km speed limit you get passed by all the other traffic doing 80km making it a bad law as it's not followed.

**Cobham Drive Speed Limit Reduction Submissions received
17 March - 30 April 2025**

Date submitted: Mar 21, 2025, 08:30 PM

Contribution ID: 3937

Name Nick Birdsall

Are you giving feedback on behalf of an organisation?

No – these are my own personal views

Would you like to make a verbal submission?

No thanks

Which option do you prefer?

Option 1: keep the existing lower 60kmh speed limit

Tell us your reasons

The reduced speed provides a sense of safety when the kids and I are at Graham Park.
It also is easier to drive compared to the prior 80kmph limit.

**Cobham Drive Speed Limit Reduction Submissions received
17 March - 30 April 2025**

Date submitted: Mar 21, 2025, 08:28 PM

Contribution ID: 3936

Name Debra Leong

Are you giving feedback on behalf of an organisation?

No – these are my own personal views

Would you like to make a verbal submission?

No thanks

Which option do you prefer?

Option 1: keep the existing lower 60kmh speed limit

Tell us your reasons

The road has blind corners and 80km is too fast to see what is around the corner. I feel safer at 60km

**Cobham Drive Speed Limit Reduction Submissions received
17 March - 30 April 2025**

Date submitted: Mar 21, 2025, 08:27 PM

Contribution ID: 3935

Name Catherine O'Neill

Are you giving feedback on behalf of an organisation?

No – these are my own personal views

Would you like to make a verbal submission?

No thanks

Which option do you prefer?

Option 2: lift the speed limit back up to 80km/h

Tell us your reasons

No need to travel at 60km on this piece of road

**Cobham Drive Speed Limit Reduction Submissions received
17 March - 30 April 2025**

Date submitted: Mar 21, 2025, 08:14 PM

Contribution ID: 3934

Name Dianne

Are you giving feedback on behalf of an organisation?

No – these are my own personal views

Would you like to make a verbal submission?

No thanks

Which option do you prefer?

Option 2: lift the speed limit back up to 80km/h

Tell us your reasons

I know you have said that there's less accidents but tbh I've never seen an accident in that road so I haven't seen a reason for the reduction in the first place

**Cobham Drive Speed Limit Reduction Submissions received
17 March - 30 April 2025**

Date submitted: Mar 21, 2025, 08:13 PM

Contribution ID: 3933

Name Simon Persson

Are you giving feedback on behalf of an organisation?

No – these are my own personal views

Would you like to make a verbal submission?

No thanks

Which option do you prefer?

Option 2: lift the speed limit back up to 80km/h

Tell us your reasons

The majority of traffic still travels at 80km.

The 60km limit on a 4 lane road bottle necks the remainder of Cobham and Normandy.

The 80km limit allowed more cars to occupy the space at a quicker rate reducing wait times and traffic jams.

**Cobham Drive Speed Limit Reduction Submissions received
17 March - 30 April 2025**

Date submitted: Mar 21, 2025, 08:13 PM

Contribution ID: 3932

Name Eulah de Witt

Are you giving feedback on behalf of an organisation?

No – these are my own personal views

Would you like to make a verbal submission?

No thanks

Which option do you prefer?

Option 2: lift the speed limit back up to 80km/h

Tell us your reasons

The layout of the road is so wide and open that it makes 60kph feel extremely slow. Te Rapa straight is 60kph, that goes through residential and commercial areas with much less space between the road and the buildings than on Cobham drive. It is perfectly safe to go 80kph on cobham drive. Just slow down around the corners and drive to the conditions.

**Cobham Drive Speed Limit Reduction Submissions received
17 March - 30 April 2025**

Date submitted: Mar 21, 2025, 08:08 PM

Contribution ID: 3931

Name Anna Carlaw

Are you giving feedback on behalf of an organisation?

No – these are my own personal views

Would you like to make a verbal submission?

No thanks

Which option do you prefer?

Option 1: keep the existing lower 60kmh speed limit

Tell us your reasons

Hidden queues can be very dangerous when coming around the tight corners towards the Tristram Street roundabout. A slower speed limit is good for navigating those tight corners safely

**Cobham Drive Speed Limit Reduction Submissions received
17 March - 30 April 2025**

Date submitted: Mar 21, 2025, 08:06 PM

Contribution ID: 3930

Name Edward Michael Wilson

Are you giving feedback on behalf of an organisation?

No – these are my own personal views

Would you like to make a verbal submission?

No thanks

Which option do you prefer?

Option 1: keep the existing lower 60kmh speed limit

Tell us your reasons

Miniscule commute duration gains for a certain increased risk, if it changes to 80km/h people feel more emboldened to go above 80km/h, as people do (accepting poor behavior not justifying), which would be insane for a road within the city, it is commonly backed up due to commuting traffics which means for the majority of people the speed limit raise will not help, and when it isn't a person may save seconds.

**Cobham Drive Speed Limit Reduction Submissions received
17 March - 30 April 2025**

Date submitted: Mar 21, 2025, 07:46 PM

Contribution ID: 3929

Name walter barratt

Are you giving feedback on behalf of an organisation?

No – these are my own personal views

Would you like to make a verbal submission?

No thanks

Which option do you prefer?

Option 2: lift the speed limit back up to 80km/h

Tell us your reasons

its perfectly safe going 80km around there

**Cobham Drive Speed Limit Reduction Submissions received
17 March - 30 April 2025**

Date submitted: Mar 21, 2025, 07:45 PM

Contribution ID: 3928

Name Daniel Lawson

Are you giving feedback on behalf of an organisation?

No – these are my own personal views

Would you like to make a verbal submission?

No thanks

Which option do you prefer?

Option 1: keep the existing lower 60kmh speed limit

Tell us your reasons

The speed reduction makes the road safer, especially in wet conditions. It's a short run of road, with two major bends in it, and the increased speed doesn't make it particularly quicker. It's also a fairly congested bit of road at times, and so the typical speed across the length of the road isn't likely to change (typical being different to average - average speeds may well increase slightly due to an increase in peak speed, but at peak times with congested traffic, a faster speedlimit across a short length of road like this bit of cobham drive generally makes no different to the typical speed.).

The 70% reduction in crash stats is interesting too.

**Cobham Drive Speed Limit Reduction Submissions received
17 March - 30 April 2025**

Date submitted: Mar 21, 2025, 07:38 PM

Contribution ID: 3927

Name Matthew Martin

Are you giving feedback on behalf of an organisation?

No – these are my own personal views

Would you like to make a verbal submission?

No thanks

Which option do you prefer?

Option 1: keep the existing lower 60kmh speed limit

Tell us your reasons

This is a bit of a windy road with very limited visibility at times that can cause hidden queues. I've also noticed after heavy rain there can be very large puddles of water that can catch you off guard. So many people drive over the limit and lifting the limit will not stop those people. They will just go even faster.

**Cobham Drive Speed Limit Reduction Submissions received
17 March - 30 April 2025**

Date submitted: Mar 21, 2025, 07:29 PM

Contribution ID: 3926

Name Nelson Job

Are you giving feedback on behalf of an organisation?

No – these are my own personal views

Would you like to make a verbal submission?

No thanks

Which option do you prefer?

Option 1: keep the existing lower 60kmh speed limit

Tell us your reasons

The extra 20kph over a such short stretch of road doesn't make much time difference and reduces safety.
Leave it as is.

**Cobham Drive Speed Limit Reduction Submissions received
17 March - 30 April 2025**

Date submitted: Mar 21, 2025, 07:21 PM

Contribution ID: 3925

Name Joshua H

Are you giving feedback on behalf of an organisation?

No – these are my own personal views

Would you like to make a verbal submission?

No thanks

Which option do you prefer?

Option 1: keep the existing lower 60kmh speed limit

Tell us your reasons

It's a windy street with blind corners. People used to crash all the time. Hidden queues mad me worry someone would could round and crash into the back of vars

**Cobham Drive Speed Limit Reduction Submissions received
17 March - 30 April 2025**

Date submitted: Mar 21, 2025, 07:13 PM

Contribution ID: 3924

Name olivia

Are you giving feedback on behalf of an organisation?

No – these are my own personal views

Would you like to make a verbal submission?

No thanks

Which option do you prefer?

Option 2: lift the speed limit back up to 80km/h

Tell us your reasons

race track

**Cobham Drive Speed Limit Reduction Submissions received
17 March - 30 April 2025**

Date submitted: Mar 21, 2025, 07:12 PM

Contribution ID: 3923

Name Anton Geyser

Are you giving feedback on behalf of an organisation?

No – these are my own personal views

Would you like to make a verbal submission?

No thanks

Which option do you prefer?

Option 2: lift the speed limit back up to 80km/h

Tell us your reasons

No schools or residential homes or pedestrian crossings

**Cobham Drive Speed Limit Reduction Submissions received
17 March - 30 April 2025**

Date submitted: Mar 21, 2025, 07:01 PM

Contribution ID: 3922

Name Raj Ramgobin

Are you giving feedback on behalf of an organisation?

No – these are my own personal views

Would you like to make a verbal submission?

No thanks

Which option do you prefer?

Option 1: keep the existing lower 60kmh speed limit

Tell us your reasons

60 kmh is the safer option given the queues that form at the Tristram St roundabout.

I'm opposed to increasing the speed limit on the grounds of safety - increasing the speed limit on this stretch of roadway makes it less safe, and on the grounds of financing - I'm not in favour of our council spending money reversing the right decision. If central government wish to pay for this they may do so out of the central government budget but I vehemently oppose any HCC expenditure on this.

**Cobham Drive Speed Limit Reduction Submissions received
17 March - 30 April 2025**

Date submitted: Mar 21, 2025, 06:57 PM

Contribution ID: 3921

Name Lara Bryers

Are you giving feedback on behalf of an organisation?

No – these are my own personal views

Would you like to make a verbal submission?

No thanks

Which option do you prefer?

Option 1: keep the existing lower 60kmh speed limit

Tell us your reasons

Safer, lower speeds in crashes mean lower injuries. The road is a long paths and driveways where people are turning and walking and cycling. Also bloody pointless to waste further money on signs so a few people can drive slightly faster (on the rear times there's no traffic) for less than a min before having to slow down and prepare to give way at the roundabout.

**Cobham Drive Speed Limit Reduction Submissions received
17 March - 30 April 2025**

Date submitted: Mar 21, 2025, 06:47 PM

Contribution ID: 3920

Name H M Hayward

Are you giving feedback on behalf of an organisation?

No – these are my own personal views

Would you like to make a verbal submission?

No thanks

Which option do you prefer?

Option 2: lift the speed limit back up to 80km/h

Tell us your reasons

Large, wide, double laned road that connects to the motorway exit.

**Cobham Drive Speed Limit Reduction Submissions received
17 March - 30 April 2025**

Date submitted: Mar 21, 2025, 06:45 PM

Contribution ID: 3919

Name David Jackson

Are you giving feedback on behalf of an organisation?

No – these are my own personal views

Would you like to make a verbal submission?

No thanks

Which option do you prefer?

Option 1: keep the existing lower 60kmh speed limit

Tell us your reasons

Safety - the road has poor sight lines and is frequently flooded from the plants blocking the stormwater drain.

**Cobham Drive Speed Limit Reduction Submissions received
17 March - 30 April 2025**

Date submitted: Mar 21, 2025, 06:43 PM

Contribution ID: 3918

Name Mark Garner

Are you giving feedback on behalf of an organisation?

No – these are my own personal views

Would you like to make a verbal submission?

No thanks

Which option do you prefer?

Option 1: keep the existing lower 60kmh speed limit

Tell us your reasons

It certainly feels good on an empty road to go along at 80km/h, but if you get to a red light heading east, you have saved yourself zero time. We can all tolerate an extra 30 seconds of time.

Plus, the people who want the 80km/h will then probably feel like going 90km/h isn't much of a stretch.

People are going to skirt the law regardless, lets keep it lower and safer for more buffer.

**Cobham Drive Speed Limit Reduction Submissions received
17 March - 30 April 2025**

Date submitted: Mar 21, 2025, 06:41 PM

Contribution ID: 3917

Name Mike Foote

Are you giving feedback on behalf of an organisation?

No – these are my own personal views

Would you like to make a verbal submission?

No thanks

Which option do you prefer?

Option 2: lift the speed limit back up to 80km/h

Tell us your reasons

**Cobham Drive Speed Limit Reduction Submissions received
17 March - 30 April 2025**

Date submitted: Mar 21, 2025, 06:38 PM

Contribution ID: 3916

Name A G Baucke

Are you giving feedback on behalf of an organisation?

No – these are my own personal views

Would you like to make a verbal submission?

No thanks

Which option do you prefer?

Option 2: lift the speed limit back up to 80km/h

Tell us your reasons

**Cobham Drive Speed Limit Reduction Submissions received
17 March - 30 April 2025**

Date submitted: Mar 21, 2025, 06:36 PM

Contribution ID: 3915

Name Brydget Tulloch

Are you giving feedback on behalf of an organisation?

No – these are my own personal views

Would you like to make a verbal submission?

No thanks

Which option do you prefer?

Option 2: lift the speed limit back up to 80km/h

Tell us your reasons

**Cobham Drive Speed Limit Reduction Submissions received
17 March - 30 April 2025**

Date submitted: Mar 21, 2025, 06:32 PM

Contribution ID: 3914

Name Wayne

Are you giving feedback on behalf of an organisation?

No – these are my own personal views

Would you like to make a verbal submission?

No thanks

Which option do you prefer?

Option 2: lift the speed limit back up to 80km/h

Tell us your reasons

**Cobham Drive Speed Limit Reduction Submissions received
17 March - 30 April 2025**

Date submitted: Mar 21, 2025, 06:31 PM

Contribution ID: 3913

Name Barry Friend

Are you giving feedback on behalf of an organisation?

No – these are my own personal views

Would you like to make a verbal submission?

No thanks

Which option do you prefer?

Option 1: keep the existing lower 60kmh speed limit

Tell us your reasons

Please be sensible and Keep the 60 Kmh speed limit.

1.) The road is not suitable for a higher speed limit - if anything it should be 50Kmh as there is a dangerous bend on both sides. The one going south especially has queues of traffic often stopped. There are many accidents or near misses - I have seen cars veer into the other lane to avoid hitting the stopped cars. One day there will be a serious accident - the flashing lights often are not working even when there is a queue. I travel this road a lot - both directions.

2.) It is hard to turn left from Normandy Ave on to Cobham Drive when the lights are green for the traffic to go towards the city. It is hard even now at 60Kmh - most drivers do not let the "Merge like a zip" process take place.

3.) There is often surface flooding making the road slippery, especially heading towards the city. Often there is also half moon floods with vehicles veering into the inside lane from the right hand side to avoid the floods.

4.) Just as you approach the bridge before Pak N' Save heading towards the city vehicles often start to change lanes. A crash at 80 Kmh is far worse than one at 60Kmh.

5.) I have often seen pedestrians walking along Cobham Drive - often on the road part - I think they are insane!

6.) I also find it difficult turning left from Hillsborough Road onto Cobham Drive towards Hillcrest/Melville. When I was coming from Hamilton East to Glenview and it was 80 Kph, I would never ever use this route and would go past the Police Station & get onto Cobham Drive at the island.

7.) It would make it harder for people on bicycles and endanger their safety.

Please keep the speed limit to 60 Kph - it is common sense and even the Te Rapa road speed limit is 60Kph.

Thanks.

**Cobham Drive Speed Limit Reduction Submissions received
17 March - 30 April 2025**

Date submitted: Mar 21, 2025, 06:30 PM

Contribution ID: 3912

Name Tracey

Are you giving feedback on behalf of an organisation?

No – these are my own personal views

Would you like to make a verbal submission?

No thanks

Which option do you prefer?

Option 2: lift the speed limit back up to 80km/h

Tell us your reasons

It is less safe I am finding. Those of us who do stick to the 60kmph ruling suffer idiots who drive faster. I felt more confident driving at 80 along that stretch of road. It was a silly move to change it.

**Cobham Drive Speed Limit Reduction Submissions received
17 March - 30 April 2025**

Date submitted: Mar 21, 2025, 06:08 PM

Contribution ID: 3911

Name Greg Blewett

Are you giving feedback on behalf of an organisation?

No – these are my own personal views

Would you like to make a verbal submission?

No thanks

Which option do you prefer?

Option 2: lift the speed limit back up to 80km/h

Tell us your reasons

This road is designed for 80kmph and should not have been reduced to 60kmph.

Treat drivers with respect to drive to the conditions, please stop putting unnessecary speed reductions.

**Cobham Drive Speed Limit Reduction Submissions received
17 March - 30 April 2025**

Date submitted: Mar 21, 2025, 05:55 PM

Contribution ID: 3910

Name Sarah

Are you giving feedback on behalf of an organisation?

No – these are my own personal views

Would you like to make a verbal submission?

No thanks

Which option do you prefer?

Option 2: lift the speed limit back up to 80km/h

Tell us your reasons

**Cobham Drive Speed Limit Reduction Submissions received
17 March - 30 April 2025**

Date submitted: Mar 21, 2025, 05:36 PM

Contribution ID: 3909

Name Jun Wu

Are you giving feedback on behalf of an organisation?

No – these are my own personal views

Would you like to make a verbal submission?

No thanks

Which option do you prefer?

Option 2: lift the speed limit back up to 80km/h

Tell us your reasons

Its a closed road, please change to 80.

**Cobham Drive Speed Limit Reduction Submissions received
17 March - 30 April 2025**

Date submitted: Mar 21, 2025, 05:23 PM

Contribution ID: 3908

Name Robyn

Are you giving feedback on behalf of an organisation?

No – these are my own personal views

Would you like to make a verbal submission?

No thanks

Which option do you prefer?

Option 2: lift the speed limit back up to 80km/h

Tell us your reasons

The traffic speed has not reduced even though it is supposed to be 60. We use this portion of road most days and the majority of cars are still traveling faster than the speed limit. There is a higher risk of an accident occurring for the drivers who choose to do the legal limit as cars swerve around them and drive at a higher speed (more like 80km) than the current imposed 60km speed limit.

**Cobham Drive Speed Limit Reduction Submissions received
17 March - 30 April 2025**

Date submitted: Mar 21, 2025, 05:21 PM

Contribution ID: 3907

Name Celeste

Are you giving feedback on behalf of an organisation?

No – these are my own personal views

Would you like to make a verbal submission?

No thanks

Which option do you prefer?

Option 2: lift the speed limit back up to 80km/h

Tell us your reasons

It's ridiculous and frustrating and some go faster and weave through very slow cars.

**Cobham Drive Speed Limit Reduction Submissions received
17 March - 30 April 2025**

Date submitted: Mar 21, 2025, 05:12 PM

Contribution ID: 3906

Name Zack Mclean-Duff

Are you giving feedback on behalf of an organisation?

No – these are my own personal views

Would you like to make a verbal submission?

No thanks

Which option do you prefer?

Option 2: lift the speed limit back up to 80km/h

Tell us your reasons

**Cobham Drive Speed Limit Reduction Submissions received
17 March - 30 April 2025**

Date submitted: Mar 21, 2025, 05:03 PM

Contribution ID: 3905

Name Devin

Are you giving feedback on behalf of an organisation?

No – these are my own personal views

Would you like to make a verbal submission?

No thanks

Which option do you prefer?

Option 2: lift the speed limit back up to 80km/h

Tell us your reasons

The speed limit isn't the issue. It's the poor drivers. Very easy to drive safely around those corners if you're aware and know how to drive.

**Cobham Drive Speed Limit Reduction Submissions received
17 March - 30 April 2025**

Date submitted: Mar 21, 2025, 04:34 PM

Contribution ID: 3904

Name Janet Horsfall

Are you giving feedback on behalf of an organisation?

No – these are my own personal views

Would you like to make a verbal submission?

No thanks

Which option do you prefer?

Option 2: lift the speed limit back up to 80km/h

Tell us your reasons

I agree with this. Should never have been lowered

**Cobham Drive Speed Limit Reduction Submissions received
17 March - 30 April 2025**

Date submitted: Mar 21, 2025, 04:30 PM

Contribution ID: 3903

Name Douglas Davey

Are you giving feedback on behalf of an organisation?

No – these are my own personal views

Would you like to make a verbal submission?

No thanks

Which option do you prefer?

Option 1: keep the existing lower 60kmh speed limit

Tell us your reasons

It's safer at 60km/h.

**Cobham Drive Speed Limit Reduction Submissions received
17 March - 30 April 2025**

Date submitted: Mar 21, 2025, 04:17 PM

Contribution ID: 3902

Name Mohammed

Are you giving feedback on behalf of an organisation?

No – these are my own personal views

Would you like to make a verbal submission?

No thanks

Which option do you prefer?

Option 2: lift the speed limit back up to 80km/h

Tell us your reasons

**Cobham Drive Speed Limit Reduction Submissions received
17 March - 30 April 2025**

Date submitted: Mar 21, 2025, 04:13 PM

Contribution ID: 3901

Name Andrew Rhodes

Are you giving feedback on behalf of an organisation?

No – these are my own personal views

Would you like to make a verbal submission?

No thanks

Which option do you prefer?

Option 2: lift the speed limit back up to 80km/h

Tell us your reasons

60 is too slow

**Cobham Drive Speed Limit Reduction Submissions received
17 March - 30 April 2025**

Date submitted: Mar 21, 2025, 04:04 PM

Contribution ID: 3900

Name Bradley Bennett

Are you giving feedback on behalf of an organisation?

No – these are my own personal views

Would you like to make a verbal submission?

No thanks

Which option do you prefer?

Option 2: lift the speed limit back up to 80km/h

Tell us your reasons

It's perfectly safe to go 80 however the sign saying the line of cars ahead is a good idea so people know

**Cobham Drive Speed Limit Reduction Submissions received
17 March - 30 April 2025**

Date submitted: Mar 21, 2025, 03:44 PM

Contribution ID: 3899

Name Gareth Langdon

Are you giving feedback on behalf of an organisation?

No – these are my own personal views

Would you like to make a verbal submission?

No thanks

Which option do you prefer?

Option 2: lift the speed limit back up to 80km/h

Tell us your reasons

**Cobham Drive Speed Limit Reduction Submissions received
17 March - 30 April 2025**

Date submitted: Mar 21, 2025, 03:32 PM

Contribution ID: 3898

Name Toma

Are you giving feedback on behalf of an organisation?

No – these are my own personal views

Would you like to make a verbal submission?

Yes, I would like to speak to Elected Members

Which option do you prefer?

Option 2: lift the speed limit back up to 80km/h

Tell us your reasons

Because the decision to lower the speed limit is unreasonable. Drivers choose to drive over the 60Km/hr because due to the road quality the speed limit give you the sense that you drive to slow. Drivers are set to fail !!!

**Cobham Drive Speed Limit Reduction Submissions received
17 March - 30 April 2025**

Date submitted: Mar 21, 2025, 03:26 PM

Contribution ID: 3897

Name Kieran Stewart

Are you giving feedback on behalf of an organisation?

No – these are my own personal views

Would you like to make a verbal submission?

No thanks

Which option do you prefer?

Option 2: lift the speed limit back up to 80km/h

Tell us your reasons

**Cobham Drive Speed Limit Reduction Submissions received
17 March - 30 April 2025**

Date submitted: Mar 21, 2025, 03:18 PM

Contribution ID: 3896

Name Bill Ramsay

Are you giving feedback on behalf of an organisation?

No – these are my own personal views

Would you like to make a verbal submission?

No thanks

Which option do you prefer?

Option 1: keep the existing lower 60kmh speed limit

Tell us your reasons

Public safety a key issue in keeping the speed limit at 60kmh which by the way not many people follow. The properties on Cobham Drive have enough difficulty exiting or accessing their properties without an increase in speed. Keep the speed at 60kmh and keep the residents safe SIMPLE

**Cobham Drive Speed Limit Reduction Submissions received
17 March - 30 April 2025**

Date submitted: Mar 21, 2025, 03:16 PM

Contribution ID: 3895

Name Lanshin

Are you giving feedback on behalf of an organisation?

No – these are my own personal views

Would you like to make a verbal submission?

No thanks

Which option do you prefer?

Option 1: keep the existing lower 60kmh speed limit

Tell us your reasons

**Cobham Drive Speed Limit Reduction Submissions received
17 March - 30 April 2025**

Date submitted: Mar 21, 2025, 02:45 PM

Contribution ID: 3894

Name Kathryn Tiplady

Are you giving feedback on behalf of an organisation?

No – these are my own personal views

Would you like to make a verbal submission?

No thanks

Which option do you prefer?

Option 1: keep the existing lower 60kmh speed limit

Tell us your reasons

I support evidence-based traffic management that prioritises safety. It is clear the lower speed limit gives better outcomes. Safer roads and lower speeds don't significantly delay journeys. Time lost when accidents occur should be part of the equation.

The stretch of Cobham drive in question isn't suitable for an 80km limit. A large part of it is a blind corner most vehicles can't handle at this speed. Additionally, at peak times the traffic is often backed up in the north-bound lane. A higher speed limit significantly increases the risk of an accident due to the hidden queue. The south-bound lanes are open to a popular walking and cycling path.

**Cobham Drive Speed Limit Reduction Submissions received
17 March - 30 April 2025**

Date submitted: Mar 21, 2025, 02:34 PM

Contribution ID: 3893

Name Zane Polley

Are you giving feedback on behalf of an organisation?

No – these are my own personal views

Would you like to make a verbal submission?

No thanks

Which option do you prefer?

Option 2: lift the speed limit back up to 80km/h

Tell us your reasons

Not a lot of hazards on that stretch of road. Felt comfortable at 80 before the bypass and a lot more traffic.

**Cobham Drive Speed Limit Reduction Submissions received
17 March - 30 April 2025**

Date submitted: Mar 21, 2025, 02:31 PM

Contribution ID: 3892

Name Susan Jones

Are you giving feedback on behalf of an organisation?

No – these are my own personal views

Would you like to make a verbal submission?

No thanks

Which option do you prefer?

Option 1: keep the existing lower 60kmh speed limit

Tell us your reasons

Most vehicles turning right off Cobham drive into Hamilton East take a risk between vehicles traveling towards Hillcrest which are going straight through. As it is also a dual laned road their eyesight does not always note the car coming towards them on the outer lane which is following the car in their eye sight at the same speed.

I believe that the pedestrian crossing needs to be moved about 50 metres towards Hamilton East as I have seen several cars who have sped up to get through the intersection having to brake so fast as there is a person on the crossing. (three very close near misses)

**Cobham Drive Speed Limit Reduction Submissions received
17 March - 30 April 2025**

Date submitted: Mar 21, 2025, 02:09 PM

Contribution ID: 3891

Name Adam

Are you giving feedback on behalf of an organisation?

No – these are my own personal views

Would you like to make a verbal submission?

No thanks

Which option do you prefer?

Option 2: lift the speed limit back up to 80km/h

Tell us your reasons

It was a pointless change, it's a generally good stretch of road and can handle the 80km limit with ease.

**Cobham Drive Speed Limit Reduction Submissions received
17 March - 30 April 2025**

Date submitted: Mar 21, 2025, 01:58 PM

Contribution ID: 3890

Name Tony Scott

Are you giving feedback on behalf of an organisation?

No – these are my own personal views

Would you like to make a verbal submission?

No thanks

Which option do you prefer?

Option 2: lift the speed limit back up to 80km/h

Tell us your reasons

Any one that wants to can drive at 60

**Cobham Drive Speed Limit Reduction Submissions received
17 March - 30 April 2025**

Date submitted: Mar 21, 2025, 01:45 PM

Contribution ID: 3889

Name James Bell

Are you giving feedback on behalf of an organisation?

No – these are my own personal views

Would you like to make a verbal submission?

No thanks

Which option do you prefer?

Option 1: keep the existing lower 60kmh speed limit

Tell us your reasons

As a regular user of that stretch of road, 60 kmh is undoubtedly fast enough, especially given the number of entry & exit points to the road on that stretch.

**Cobham Drive Speed Limit Reduction Submissions received
17 March - 30 April 2025**

Date submitted: Mar 21, 2025, 01:42 PM

Contribution ID: 3888

Name Oliver Russell

Are you giving feedback on behalf of an organisation?

No – these are my own personal views

Would you like to make a verbal submission?

No thanks

Which option do you prefer?

Tell us your reasons

I think the stats and scientists should decide. Surely we have some figures to show us the way forward.
Public opinion is a poor gauge for decisions.

**Cobham Drive Speed Limit Reduction Submissions received
17 March - 30 April 2025**

Date submitted: Mar 21, 2025, 01:24 PM

Contribution ID: 3887

Name Peter Pritchard

Are you giving feedback on behalf of an organisation?

No – these are my own personal views

Would you like to make a verbal submission?

No thanks

Which option do you prefer?

Option 2: lift the speed limit back up to 80km/h

Tell us your reasons

This is a major thoroughfare and the increase in transit time over every single vehicle is a major loss of productivity should the 60kph remain.

**Cobham Drive Speed Limit Reduction Submissions received
17 March - 30 April 2025**

Date submitted: Mar 21, 2025, 01:23 PM

Contribution ID: 3886

Name Scott Levens

Are you giving feedback on behalf of an organisation?

No – these are my own personal views

Would you like to make a verbal submission?

No thanks

Which option do you prefer?

Option 1: keep the existing lower 60kmh speed limit

Tell us your reasons

the traffic is flowing better and feels safer coming up to the congestions that some times occurs at the traffic lights and roundabout either end.

**Cobham Drive Speed Limit Reduction Submissions received
17 March - 30 April 2025**

Date submitted: Mar 21, 2025, 01:02 PM

Contribution ID: 3885

Name Lijo Thomas

Are you giving feedback on behalf of an organisation?

No – these are my own personal views

Would you like to make a verbal submission?

No thanks

Which option do you prefer?

Option 2: lift the speed limit back up to 80km/h

Tell us your reasons

Just keep sign of hidden Q

**Cobham Drive Speed Limit Reduction Submissions received
17 March - 30 April 2025**

Date submitted: Mar 21, 2025, 12:24 PM

Contribution ID: 3884

Name Raul Buencamino

Are you giving feedback on behalf of an organisation?

No – these are my own personal views

Would you like to make a verbal submission?

No thanks

Which option do you prefer?

Option 2: lift the speed limit back up to 80km/h

Tell us your reasons

**Cobham Drive Speed Limit Reduction Submissions received
17 March - 30 April 2025**

Date submitted: Mar 21, 2025, 12:24 PM

Contribution ID: 3883

Name Steve McConnell

Are you giving feedback on behalf of an organisation?

No – these are my own personal views

Would you like to make a verbal submission?

No thanks

Which option do you prefer?

Option 2: lift the speed limit back up to 80km/h

Tell us your reasons

**Cobham Drive Speed Limit Reduction Submissions received
17 March - 30 April 2025**

Date submitted: Mar 21, 2025, 12:17 PM

Contribution ID: 3882

Name Andrea Franklin

Are you giving feedback on behalf of an organisation?

No – these are my own personal views

Would you like to make a verbal submission?

No thanks

Which option do you prefer?

Option 1: keep the existing lower 60kmh speed limit

Tell us your reasons

**Cobham Drive Speed Limit Reduction Submissions received
17 March - 30 April 2025**

Date submitted: Mar 21, 2025, 11:46 AM

Contribution ID: 3881

Name Steve King

Are you giving feedback on behalf of an organisation?

No – these are my own personal views

Would you like to make a verbal submission?

No thanks

Which option do you prefer?

Option 2: lift the speed limit back up to 80km/h

Tell us your reasons

It is a perfectly good road and should be returned to 80km/h as it has was previously.

**Cobham Drive Speed Limit Reduction Submissions received
17 March - 30 April 2025**

Date submitted: Mar 21, 2025, 11:44 AM

Contribution ID: 3880

Name Amitabh Tripathi

Are you giving feedback on behalf of an organisation?

No – these are my own personal views

Would you like to make a verbal submission?

No thanks

Which option do you prefer?

Option 1: keep the existing lower 60kmh speed limit

Tell us your reasons

Safety first! This stretch is short and has a steep curve so it makes sense to retain the status quo

**Cobham Drive Speed Limit Reduction Submissions received
17 March - 30 April 2025**

Date submitted: Mar 21, 2025, 11:44 AM

Contribution ID: 3879

Name Zoe

Are you giving feedback on behalf of an organisation?

No – these are my own personal views

Would you like to make a verbal submission?

No thanks

Which option do you prefer?

Option 2: lift the speed limit back up to 80km/h

Tell us your reasons

It's too slow at 60

**Cobham Drive Speed Limit Reduction Submissions received
17 March - 30 April 2025**

Date submitted: Mar 21, 2025, 10:31 AM

Contribution ID: 3878

Name Carolyn D

Are you giving feedback on behalf of an organisation?

No – these are my own personal views

Would you like to make a verbal submission?

No thanks

Which option do you prefer?

Option 1: keep the existing lower 60kmh speed limit

Tell us your reasons

I come from Normandy Ave into Cobham Drive in commuter traffic most mornings. At 80km this is extremely dangerous to merge with traffic from SH1. When that was the limit most were doing 90+. It's much safer at 60 albeit many are still doing 80. This is a short piece of road but the higher speed makes it dangerous to merge and cross lanes. Please Please keep it at 60.

**Cobham Drive Speed Limit Reduction Submissions received
17 March - 30 April 2025**

Date submitted: Mar 21, 2025, 10:11 AM

Contribution ID: 3877

Name Nishi

Are you giving feedback on behalf of an organisation?

No – these are my own personal views

Would you like to make a verbal submission?

No thanks

Which option do you prefer?

Option 1: keep the existing lower 60kmh speed limit

Tell us your reasons

For safety reasons

**Cobham Drive Speed Limit Reduction Submissions received
17 March - 30 April 2025**

Date submitted: Mar 21, 2025, 10:05 AM

Contribution ID: 3876

Name Anne-Louise Robertson

Are you giving feedback on behalf of an organisation?

No – these are my own personal views

Would you like to make a verbal submission?

No thanks

Which option do you prefer?

Option 1: keep the existing lower 60kmh speed limit

Tell us your reasons

We use this road every day and have noticed how much safer it is since the speed was reduced. The access to Cobham from Grey Street is always problematic as it is on the bend. Cars tend to come round the bend from the bridge and then accelerate. When the speed limit was 80km, cars would push to that speed making it nigh on impossible to get out onto Cobham from Grey safely. At 60km it is much safer. Going the other way, cars are approaching the bridge which is a sharp bend. If they are travelling at 80km this leads to sharp braking at a dangerous part of the road

**Cobham Drive Speed Limit Reduction Submissions received
17 March - 30 April 2025**

Date submitted: Mar 21, 2025, 10:03 AM

Contribution ID: 3875

Name Hollie

Are you giving feedback on behalf of an organisation?

No – these are my own personal views

Would you like to make a verbal submission?

No thanks

Which option do you prefer?

Option 1: keep the existing lower 60kmh speed limit

Tell us your reasons

I live by the Palmerston St over bridge and see too many crashes on that corner. Even at 60km I hear tire screeches as people almost loose it daily. People might not follow the 60km but that's no reason to put it back up.

**Cobham Drive Speed Limit Reduction Submissions received
17 March - 30 April 2025**

Date submitted: Mar 21, 2025, 10:00 AM

Contribution ID: 3874

Name Eden

Are you giving feedback on behalf of an organisation?

No – these are my own personal views

Would you like to make a verbal submission?

No thanks

Which option do you prefer?

Option 2: lift the speed limit back up to 80km/h

Tell us your reasons

What was wrong the 80km speed limit?? It's ridiculous how that stretch of road that has no pedestrians roaming is sat at 60kms. If the odd person isn't comfortable driving 80kms, take away they're license!

**Cobham Drive Speed Limit Reduction Submissions received
17 March - 30 April 2025**

Date submitted: Mar 21, 2025, 10:00 AM

Contribution ID: 3873

Name Eddie Rawles

Are you giving feedback on behalf of an organisation?

No – these are my own personal views

Would you like to make a verbal submission?

No thanks

Which option do you prefer?

Option 1: keep the existing lower 60kmh speed limit

Tell us your reasons

Safety. No one needs to go 80 along there. It is a short road close to congested inner city roads. With a bend and intersections.

**Cobham Drive Speed Limit Reduction Submissions received
17 March - 30 April 2025**

Date submitted: Mar 21, 2025, 09:57 AM

Contribution ID: 3872

Name Ivy

Are you giving feedback on behalf of an organisation?

No – these are my own personal views

Would you like to make a verbal submission?

No thanks

Which option do you prefer?

Option 2: lift the speed limit back up to 80km/h

Tell us your reasons

Safe to go at 80

**Cobham Drive Speed Limit Reduction Submissions received
17 March - 30 April 2025**

Date submitted: Mar 21, 2025, 09:47 AM

Contribution ID: 3871

Name D Brewer

Are you giving feedback on behalf of an organisation?

No – these are my own personal views

Would you like to make a verbal submission?

No thanks

Which option do you prefer?

Option 2: lift the speed limit back up to 80km/h

Tell us your reasons

It is a property 2 lane Road and all Hamilton seems to be about is going slower. It's became a city of humps, and seems to have got safety all wrong. The road seemed to be plenty safe enough when it was at 80, and I am sure that there weren't any deaths on the road due to the speed limit being 80. Time is short, time is precious, and time is money. Get Hamilton moving, not crawling.

Also when the road is busy, well you can't go very fast anyway and that is when there is more risk, so it really self manages it's speed, and when it's not busy it is painful doing 60 with no one in site

**Cobham Drive Speed Limit Reduction Submissions received
17 March - 30 April 2025**

Date submitted: Mar 21, 2025, 09:45 AM

Contribution ID: 3870

Name Jenny Gilmore

Are you giving feedback on behalf of an organisation?

No – these are my own personal views

Would you like to make a verbal submission?

No thanks

Which option do you prefer?

Option 1: keep the existing lower 60kmh speed limit

Tell us your reasons

It is a busy commuter road, slow on the mornings and evenings. In addition, there are roundabouts, merging into one lane and feels much safer at the lower speed limit.

**Cobham Drive Speed Limit Reduction Submissions received
17 March - 30 April 2025**

Date submitted: Mar 21, 2025, 09:45 AM

Contribution ID: 3869

Name Selina

Are you giving feedback on behalf of an organisation?

No – these are my own personal views

Would you like to make a verbal submission?

No thanks

Which option do you prefer?

Option 2: lift the speed limit back up to 80km/h

Tell us your reasons

Most traffic goes 70-80km/h anyway. It works well with the new traffic lights. It is safer for people who live in the area as the traffic flow will be better

**Cobham Drive Speed Limit Reduction Submissions received
17 March - 30 April 2025**

Date submitted: Mar 21, 2025, 09:24 AM

Contribution ID: 3868

Name Katie Thomas

Are you giving feedback on behalf of an organisation?

No – these are my own personal views

Would you like to make a verbal submission?

No thanks

Which option do you prefer?

Option 2: lift the speed limit back up to 80km/h

Tell us your reasons

**Cobham Drive Speed Limit Reduction Submissions received
17 March - 30 April 2025**

Date submitted: Mar 21, 2025, 09:10 AM

Contribution ID: 3867

Name Trudi Eaton

Are you giving feedback on behalf of an organisation?

No – these are my own personal views

Would you like to make a verbal submission?

No thanks

Which option do you prefer?

Option 1: keep the existing lower 60kmh speed limit

Tell us your reasons

If the accident rates are down, then it's a no brain. People lives are more important than anything this government proposes. A waste of the tax payers money.

**Cobham Drive Speed Limit Reduction Submissions received
17 March - 30 April 2025**

Date submitted: Mar 21, 2025, 09:08 AM

Contribution ID: 3866

Name Nigel Robertson

Are you giving feedback on behalf of an organisation?

No – these are my own personal views

Would you like to make a verbal submission?

No thanks

Which option do you prefer?

Option 1: keep the existing lower 60kmh speed limit

Tell us your reasons

The road is much safer with the current 60kmh limit.

- Currently people speeding and going over the limit tend to go 70-80kmh. When the limit was previously at 80kmh, people speeding were travelling at up to 100kmh on this stretch. The limit is important because some people believe they have license to exceed the limit, and the limit determines by how much they are prepared to exceed, normally by 10-20kmh.

Traffic flows more easily with less of the concertina fast-slow-fast effect that you get at higher speeds.

**Cobham Drive Speed Limit Reduction Submissions received
17 March - 30 April 2025**

Date submitted: Mar 21, 2025, 09:07 AM

Contribution ID: 3865

Name Joseph

Are you giving feedback on behalf of an organisation?

No – these are my own personal views

Would you like to make a verbal submission?

No thanks

Which option do you prefer?

Option 1: keep the existing lower 60kmh speed limit

Tell us your reasons

A 70% decrease in accidents is a significant reduction in harm and to reverse the change would be ghoulis. How many lives are worth arriving 30 seconds sooner?

**Cobham Drive Speed Limit Reduction Submissions received
17 March - 30 April 2025**

Date submitted: Mar 21, 2025, 09:05 AM

Contribution ID: 3864

Name Olivia

Are you giving feedback on behalf of an organisation?

No – these are my own personal views

Would you like to make a verbal submission?

No thanks

Which option do you prefer?

Option 2: lift the speed limit back up to 80km/h

Tell us your reasons

Theres still crashes at both speeds. Most still do 80 along there anyway. Itll make people happier bringing it back to 80.

**Cobham Drive Speed Limit Reduction Submissions received
17 March - 30 April 2025**

Date submitted: Mar 21, 2025, 08:59 AM

Contribution ID: 3863

Name Chris Baucke

Are you giving feedback on behalf of an organisation?

No – these are my own personal views

Would you like to make a verbal submission?

No thanks

Which option do you prefer?

Option 2: lift the speed limit back up to 80km/h

Tell us your reasons

Reasons for lowering speed limit have been, in the past, schools, kura and kindergarten in the area, high pedestrian numbers.

Neither of these are present in this location. Revert the speed back to 80kmph

**Cobham Drive Speed Limit Reduction Submissions received
17 March - 30 April 2025**

Date submitted: Mar 21, 2025, 08:58 AM

Contribution ID: 3862

Name Nathan Stewart

Are you giving feedback on behalf of an organisation?

No – these are my own personal views

Would you like to make a verbal submission?

Yes, I would like to speak to Elected Members

Which option do you prefer?

Option 2: lift the speed limit back up to 80km/h

Tell us your reasons

60kmh is too slow and catches drivers out causing them to brake unnecessarily. 80kmh is reasonable as cars should not exceed this limit. We have an 80kmh zone down resolution Drive and due to the multiple roundabouts no car exceeds the allocated 80kmh speed limit. It's safe and works well. I feel the same works for this section of road. 60kmh increases risk of collision due to braking as there is a moderate decline in height of road. Braking is more likely than foot of gas cruising speed presenting higher risk with lower speed limits.

**Cobham Drive Speed Limit Reduction Submissions received
17 March - 30 April 2025**

Date submitted: Mar 21, 2025, 08:46 AM

Contribution ID: 3861

Name Scott

Are you giving feedback on behalf of an organisation?

No – these are my own personal views

Would you like to make a verbal submission?

No thanks

Which option do you prefer?

Option 2: lift the speed limit back up to 80km/h

Tell us your reasons

**Cobham Drive Speed Limit Reduction Submissions received
17 March - 30 April 2025**

Date submitted: Mar 21, 2025, 08:23 AM

Contribution ID: 3860

Name Parminder

Are you giving feedback on behalf of an organisation?

No – these are my own personal views

Would you like to make a verbal submission?

No thanks

Which option do you prefer?

Option 1: keep the existing lower 60kmh speed limit

Tell us your reasons

Safety reasons

**Cobham Drive Speed Limit Reduction Submissions received
17 March - 30 April 2025**

Date submitted: Mar 21, 2025, 08:19 AM

Contribution ID: 3859

Name Liezle Van Der Westhuizen

Are you giving feedback on behalf of an organisation?

No – these are my own personal views

Would you like to make a verbal submission?

No thanks

Which option do you prefer?

Option 2: lift the speed limit back up to 80km/h

Tell us your reasons

Increasing the speed limit on this stretch of road will improve traffic flow and reduce bottlenecks, especially during rush hours. Often traffic slowdowns are caused by inconsistent speeds and frequent braking, which creates a ripple effect that worsens congestion. By setting a higher, but safe, speed limit, drivers can maintain a steadier pace, reducing the slowdowns and improving overall traffic efficiency. Additionally, a higher speed limit outside peak hours allows for better traffic distribution, encouraging some drivers to travel at off-peak times, ultimately easing rush-hour congestion. Properly implemented with clear signage and enforcement, this change can lead to smoother, safer, and more predictable traffic movement.

**Cobham Drive Speed Limit Reduction Submissions received
17 March - 30 April 2025**

Date submitted: Mar 21, 2025, 08:02 AM

Contribution ID: 3858

Name Jenny Gibbs

Are you giving feedback on behalf of an organisation?

No – these are my own personal views

Would you like to make a verbal submission?

No thanks

Which option do you prefer?

Option 1: keep the existing lower 60kmh speed limit

Tell us your reasons

The evidence of harm reduction with the lower speed limit is compelling and it makes no sense to raise it.

**Cobham Drive Speed Limit Reduction Submissions received
17 March - 30 April 2025**

Date submitted: Mar 21, 2025, 07:59 AM

Contribution ID: 3857

Name Laura

Are you giving feedback on behalf of an organisation?

No – these are my own personal views

Would you like to make a verbal submission?

No thanks

Which option do you prefer?

Option 2: lift the speed limit back up to 80km/h

Tell us your reasons

The traffic needs to flow better than it does. There is little to no safety risks in doing so and improves travel across the city.

**Cobham Drive Speed Limit Reduction Submissions received
17 March - 30 April 2025**

Date submitted: Mar 21, 2025, 07:56 AM

Contribution ID: 3856

Name Chris Jones

Are you giving feedback on behalf of an organisation?

No – these are my own personal views

Would you like to make a verbal submission?

No thanks

Which option do you prefer?

Option 2: lift the speed limit back up to 80km/h

Tell us your reasons

It has a central median barrier and was perfectly safe before the nanny state change. As for the \$20k to reinstate the signs - presumably you don't need to have new ones made as there must be some that you took away from there!!

**Cobham Drive Speed Limit Reduction Submissions received
17 March - 30 April 2025**

Date submitted: Mar 21, 2025, 07:55 AM

Contribution ID: 3855

Name Tim Harker

Are you giving feedback on behalf of an organisation?

No – these are my own personal views

Would you like to make a verbal submission?

No thanks

Which option do you prefer?

Option 1: keep the existing lower 60kmh speed limit

Tell us your reasons

It's a hazardous piece of road with a high volume of cars merging off Normandy and a couple of blind corners leading up to a roundabout. 60 kmh feels much safer.

**Cobham Drive Speed Limit Reduction Submissions received
17 March - 30 April 2025**

Date submitted: Mar 21, 2025, 07:48 AM

Contribution ID: 3854

Name Tiffany Pahl

Are you giving feedback on behalf of an organisation?

No – these are my own personal views

Would you like to make a verbal submission?

No thanks

Which option do you prefer?

Option 2: lift the speed limit back up to 80km/h

Tell us your reasons

No one does 60 or under. You can tell but the amount of cars going 70 or 80 then breaking down to 60 .

**Cobham Drive Speed Limit Reduction Submissions received
17 March - 30 April 2025**

Date submitted: Mar 21, 2025, 07:43 AM

Contribution ID: 3853

Name Kent Pryor

Are you giving feedback on behalf of an organisation?

No – these are my own personal views

Would you like to make a verbal submission?

No thanks

Which option do you prefer?

Option 2: lift the speed limit back up to 80km/h

Tell us your reasons

1. The median strip is a safe barrier. 2. There are is only 1 minor feeder lane in both directions. 3. speed will match the rest of Cobham drive and so will reduce confusion of speed limits. 4. 80km was safe and efficient before the speed change. 5 cars are inherently safer year on year. 6. Virtually everyone on this part of the road is driving above 60 km anyway (the speed limit of 60 is obviously ignored by the majority anyway). 7. is not 70km a possibility?

**Cobham Drive Speed Limit Reduction Submissions received
17 March - 30 April 2025**

Date submitted: Mar 21, 2025, 07:31 AM

Contribution ID: 3852

Name Stacey Foster

Are you giving feedback on behalf of an organisation?

No – these are my own personal views

Would you like to make a verbal submission?

No thanks

Which option do you prefer?

Option 2: lift the speed limit back up to 80km/h

Tell us your reasons

The stretch of road in question is a conduit road. There is nowhere to stop, no intersections, driveways or crossings so reducing the speed limit in the first place seemed quite ridiculous. It also joins onto the rest of Cobham Drive that is going back to 80kph.

**Cobham Drive Speed Limit Reduction Submissions received
17 March - 30 April 2025**

Date submitted: Mar 21, 2025, 07:16 AM

Contribution ID: 3851

Name Keith Spicer

Are you giving feedback on behalf of an organisation?

No – these are my own personal views

Would you like to make a verbal submission?

No thanks

Which option do you prefer?

Option 2: lift the speed limit back up to 80km/h

Tell us your reasons

**Cobham Drive Speed Limit Reduction Submissions received
17 March - 30 April 2025**

Date submitted: Mar 21, 2025, 07:12 AM

Contribution ID: 3850

Name Oliver Wilding

Are you giving feedback on behalf of an organisation?

No – these are my own personal views

Would you like to make a verbal submission?

No thanks

Which option do you prefer?

Option 2: lift the speed limit back up to 80km/h

Tell us your reasons

**Cobham Drive Speed Limit Reduction Submissions received
17 March - 30 April 2025**

Date submitted: Mar 21, 2025, 07:09 AM

Contribution ID: 3849

Name Michael Bester

Are you giving feedback on behalf of an organisation?

No – these are my own personal views

Would you like to make a verbal submission?

No thanks

Which option do you prefer?

Option 2: lift the speed limit back up to 80km/h

Tell us your reasons

Better traffic flow.

**Cobham Drive Speed Limit Reduction Submissions received
17 March - 30 April 2025**

Date submitted: Mar 21, 2025, 07:01 AM

Contribution ID: 3848

Name Lester

Are you giving feedback on behalf of an organisation?

No – these are my own personal views

Would you like to make a verbal submission?

No thanks

Which option do you prefer?

Option 2: lift the speed limit back up to 80km/h

Tell us your reasons

Most people drive at 80km/h on that section of road. And like it was said, decrease in crashes

**Cobham Drive Speed Limit Reduction Submissions received
17 March - 30 April 2025**

Date submitted: Mar 21, 2025, 07:01 AM

Contribution ID: 3847

Name Ross Swiatek

Are you giving feedback on behalf of an organisation?

No – these are my own personal views

Would you like to make a verbal submission?

No thanks

Which option do you prefer?

Option 2: lift the speed limit back up to 80km/h

Tell us your reasons

In my daily commute, most people over take me travelling well over 60kmh.

**Cobham Drive Speed Limit Reduction Submissions received
17 March - 30 April 2025**

Date submitted: Mar 21, 2025, 06:57 AM

Contribution ID: 3846

Name Brad Phillips

Are you giving feedback on behalf of an organisation?

No – these are my own personal views

Would you like to make a verbal submission?

No thanks

Which option do you prefer?

Option 2: lift the speed limit back up to 80km/h

Tell us your reasons

I support lifting back to 80km/h due to;

1. Although safety is stated as the primary reason to keep lowered, no data has been provided to support this, therefore assume there is nothing compelling here and hence omission.
2. Most people travel at C. on this road anyway, irrespective of the 60/80 km/h limit.
3. If safety is in fact a factor, focus should be on upgrading our roads, not downgrading speed limits in isolation.
4. I have seen little evidence that a "safer systems" approach has been considered. This is a world class road safety methodology that is often talked about however little evidence that it's being utilized in this proposal.

**Cobham Drive Speed Limit Reduction Submissions received
17 March - 30 April 2025**

Date submitted: Mar 21, 2025, 06:48 AM

Contribution ID: 3845

Name Mathew

Are you giving feedback on behalf of an organisation?

No – these are my own personal views

Would you like to make a verbal submission?

No thanks

Which option do you prefer?

Option 2: lift the speed limit back up to 80km/h

Tell us your reasons

When it off peak times it reasonable to be 80km

**Cobham Drive Speed Limit Reduction Submissions received
17 March - 30 April 2025**

Date submitted: Mar 21, 2025, 06:47 AM

Contribution ID: 3844

Name Ash

Are you giving feedback on behalf of an organisation?

No – these are my own personal views

Would you like to make a verbal submission?

No thanks

Which option do you prefer?

Option 2: lift the speed limit back up to 80km/h

Tell us your reasons

60 is to slow

Let's get this city moving again

**Cobham Drive Speed Limit Reduction Submissions received
17 March - 30 April 2025**

Date submitted: Mar 21, 2025, 06:44 AM

Contribution ID: 3843

Name Amanda Neilson

Are you giving feedback on behalf of an organisation?

No – these are my own personal views

Would you like to make a verbal submission?

No thanks

Which option do you prefer?

Option 2: lift the speed limit back up to 80km/h

Tell us your reasons

Never been an issue when it was 80 and I take the road many times a day helps with congested traffic too as people will go 40-50 not 60

No houses it's just like an expressway been 80 for years put it back

**Cobham Drive Speed Limit Reduction Submissions received
17 March - 30 April 2025**

Date submitted: Mar 21, 2025, 06:29 AM

Contribution ID: 3842

Name Liam

Are you giving feedback on behalf of an organisation?

No – these are my own personal views

Would you like to make a verbal submission?

No thanks

Which option do you prefer?

Option 2: lift the speed limit back up to 80km/h

Tell us your reasons

80km feels safe and appropriate while minimising traffic.

**Cobham Drive Speed Limit Reduction Submissions received
17 March - 30 April 2025**

Date submitted: Mar 21, 2025, 06:20 AM

Contribution ID: 3841

Name Kim Ross

Are you giving feedback on behalf of an organisation?

Yes - I am the official spokesperson for: ROSS PUMPS

Would you like to make a verbal submission?

Yes, I would like to speak to Elected Members

Which option do you prefer?

Tell us your reasons

It should be 80 it is like an expressway and most people do 80 on it now anyway I certainly do there is only the odd Nana holding people up put it back to 80
Where's the old signs use them save money

**Cobham Drive Speed Limit Reduction Submissions received
17 March - 30 April 2025**

Date submitted: Mar 21, 2025, 06:06 AM

Contribution ID: 3840

Name Malakhai

Are you giving feedback on behalf of an organisation?

No – these are my own personal views

Would you like to make a verbal submission?

No thanks

Which option do you prefer?

Option 2: lift the speed limit back up to 80km/h

Tell us your reasons

Most of the time, the traffic is flowing well, and 60 seems ridiculously slow for a stretch of road with no residential area, nor a footpath right next to the road

**Cobham Drive Speed Limit Reduction Submissions received
17 March - 30 April 2025**

Date submitted: Mar 21, 2025, 06:05 AM

Contribution ID: 3839

Name Ellyx Foster

Are you giving feedback on behalf of an organisation?

No – these are my own personal views

Would you like to make a verbal submission?

No thanks

Which option do you prefer?

Option 2: lift the speed limit back up to 80km/h

Tell us your reasons

**Cobham Drive Speed Limit Reduction Submissions received
17 March - 30 April 2025**

Date submitted: Mar 21, 2025, 05:42 AM

Contribution ID: 3838

Name Jeremy Sheahan

Are you giving feedback on behalf of an organisation?

No – these are my own personal views

Would you like to make a verbal submission?

No thanks

Which option do you prefer?

Option 2: lift the speed limit back up to 80km/h

Tell us your reasons

It's a perfectly good 80km/h road. Why should we have to go slower cause new Zealand can't train drivers properly? Look at overhauling the learner period when people are getting there licence and we'll have better drivers with less crashes. Stop slowing everyone down unnecessarily just because of a few idiots that don't know how to drive.

**Cobham Drive Speed Limit Reduction Submissions received
17 March - 30 April 2025**

Date submitted: Mar 21, 2025, 05:41 AM

Contribution ID: 3837

Name Nicola Wetere

Are you giving feedback on behalf of an organisation?

No – these are my own personal views

Would you like to make a verbal submission?

No thanks

Which option do you prefer?

Option 2: lift the speed limit back up to 80km/h

Tell us your reasons

**Cobham Drive Speed Limit Reduction Submissions received
17 March - 30 April 2025**

Date submitted: Mar 21, 2025, 05:16 AM

Contribution ID: 3836

Name Amanjyot Singh

Are you giving feedback on behalf of an organisation?

No – these are my own personal views

Would you like to make a verbal submission?

No thanks

Which option do you prefer?

Option 1: keep the existing lower 60kmh speed limit

Tell us your reasons

Yes I suppose it at 60kmh only issue will be the hidden queue near round about.

**Cobham Drive Speed Limit Reduction Submissions received
17 March - 30 April 2025**

Date submitted: Mar 21, 2025, 04:57 AM

Contribution ID: 3835

Name Emily

Are you giving feedback on behalf of an organisation?

No – these are my own personal views

Would you like to make a verbal submission?

No thanks

Which option do you prefer?

Option 2: lift the speed limit back up to 80km/h

Tell us your reasons

**Cobham Drive Speed Limit Reduction Submissions received
17 March - 30 April 2025**

Date submitted: Mar 21, 2025, 12:31 AM

Contribution ID: 3834

Name Mark Vincett

Are you giving feedback on behalf of an organisation?

No – these are my own personal views

Would you like to make a verbal submission?

No thanks

Which option do you prefer?

Option 1: keep the existing lower 60kmh speed limit

Tell us your reasons

It feels like a far safer speed, I've not noticed any congestion issues

**Cobham Drive Speed Limit Reduction Submissions received
17 March - 30 April 2025**

Date submitted: Mar 20, 2025, 11:48 PM

Contribution ID: 3833

Name Marinus

Are you giving feedback on behalf of an organisation?

No – these are my own personal views

Would you like to make a verbal submission?

No thanks

Which option do you prefer?

Option 2: lift the speed limit back up to 80km/h

Tell us your reasons

Improves efficiency and keep Hamilton moving. The road was just upgraded and double laned for safety.

**Cobham Drive Speed Limit Reduction Submissions received
17 March - 30 April 2025**

Date submitted: Mar 20, 2025, 11:28 PM

Contribution ID: 3832

Name Aaron

Are you giving feedback on behalf of an organisation?

No – these are my own personal views

Would you like to make a verbal submission?

No thanks

Which option do you prefer?

Option 2: lift the speed limit back up to 80km/h

Tell us your reasons

**Cobham Drive Speed Limit Reduction Submissions received
17 March - 30 April 2025**

Date submitted: Mar 20, 2025, 11:23 PM

Contribution ID: 3831

Name Beverley Collison

Are you giving feedback on behalf of an organisation?

No – these are my own personal views

Would you like to make a verbal submission?

No thanks

Which option do you prefer?

Option 1: keep the existing lower 60kmh speed limit

Tell us your reasons

There is mixed heavy traffic and several roads to exit and to join onto Cobham Drive so lower speed helps with the movement of traffic exiting and joining.

**Cobham Drive Speed Limit Reduction Submissions received
17 March - 30 April 2025**

Date submitted: Mar 20, 2025, 11:20 PM

Contribution ID: 3830

Name Antonio Co

Are you giving feedback on behalf of an organisation?

No – these are my own personal views

Would you like to make a verbal submission?

No thanks

Which option do you prefer?

Option 2: lift the speed limit back up to 80km/h

Tell us your reasons

To improve traffic flow at the stop light because it gets really congested

**Cobham Drive Speed Limit Reduction Submissions received
17 March - 30 April 2025**

Date submitted: Mar 20, 2025, 11:18 PM

Contribution ID: 3829

Name Kathryn Peakman

Are you giving feedback on behalf of an organisation?

No – these are my own personal views

Would you like to make a verbal submission?

No thanks

Which option do you prefer?

Option 1: keep the existing lower 60kmh speed limit

Tell us your reasons

It's a busy section of road, and I think it would be unsafe and unwise to increase the speed.

**Cobham Drive Speed Limit Reduction Submissions received
17 March - 30 April 2025**

Date submitted: Mar 20, 2025, 11:10 PM

Contribution ID: 3828

Name Priscilla

Are you giving feedback on behalf of an organisation?

No – these are my own personal views

Would you like to make a verbal submission?

No thanks

Which option do you prefer?

Option 2: lift the speed limit back up to 80km/h

Tell us your reasons

The existing speed limit at 60km/h increases traffic congestion and road hogging on a frequently used road. The previous speed limit allowed better flow of traffic especially during peak hours, in turn reducing tail gating and road raging behaviours.

**Cobham Drive Speed Limit Reduction Submissions received
17 March - 30 April 2025**

Date submitted: Mar 20, 2025, 10:50 PM

Contribution ID: 3827

Name brent mcconnell

Are you giving feedback on behalf of an organisation?

No – these are my own personal views

Would you like to make a verbal submission?

No thanks

Which option do you prefer?

Option 2: lift the speed limit back up to 80km/h

Tell us your reasons

Most people drive over the 60kph already . most people are aware of the build up of traffic at rush hour times and drive accordingly. You say accidents have reduced by 70 % but you dont say 70 % of what. I travel frequently on this road mostly around busy times and yet to see an accident. it hasn't been 60 kph for that long. So where did the signage go that was there, surely it wasn't disposed of and if it costs \$20,000 for signage you need to look into who your contractors are.

**Cobham Drive Speed Limit Reduction Submissions received
17 March - 30 April 2025**

Date submitted: Mar 20, 2025, 10:46 PM

Contribution ID: 3826

Name Julius Tjiong

Are you giving feedback on behalf of an organisation?

No – these are my own personal views

Would you like to make a verbal submission?

No thanks

Which option do you prefer?

Option 2: lift the speed limit back up to 80km/h

Tell us your reasons

lowering the speed limit did not stop the fatality. No fatality was recorded before the lower speed limit

**Cobham Drive Speed Limit Reduction Submissions received
17 March - 30 April 2025**

Date submitted: Mar 20, 2025, 10:39 PM

Contribution ID: 3825

Name Joe citizen

Are you giving feedback on behalf of an organisation?

No – these are my own personal views

Would you like to make a verbal submission?

No thanks

Which option do you prefer?

Option 2: lift the speed limit back up to 80km/h

Tell us your reasons

**Cobham Drive Speed Limit Reduction Submissions received
17 March - 30 April 2025**

Date submitted: Mar 20, 2025, 10:38 PM

Contribution ID: 3824

Name Dana McLeod

Are you giving feedback on behalf of an organisation?

No – these are my own personal views

Would you like to make a verbal submission?

No thanks

Which option do you prefer?

Option 2: lift the speed limit back up to 80km/h

Tell us your reasons

I would prefer it to be 70 kmh. 60kmh is too slow in parts of that stretch. It's quite a challenge sticking to 60 going down the hill from Hillcrest towards the gardens. We travel daily from Tamahere to Nawton for work most days.

**Cobham Drive Speed Limit Reduction Submissions received
17 March - 30 April 2025**

Date submitted: Mar 20, 2025, 10:37 PM

Contribution ID: 3823

Name Andrew Greene

Are you giving feedback on behalf of an organisation?

No – these are my own personal views

Would you like to make a verbal submission?

No thanks

Which option do you prefer?

Option 2: lift the speed limit back up to 80km/h

Tell us your reasons

It's a sensible speed for a 4 lane road, 60 is ridiculously slow.

**Cobham Drive Speed Limit Reduction Submissions received
17 March - 30 April 2025**

Date submitted: Mar 20, 2025, 10:33 PM

Contribution ID: 3822

Name Cecilia Mooney

Are you giving feedback on behalf of an organisation?

No – these are my own personal views

Would you like to make a verbal submission?

No thanks

Which option do you prefer?

Option 1: keep the existing lower 60kmh speed limit

Tell us your reasons

Lower speed limit is safer. Fewer crashes since the lower speed limit has been in place.

**Cobham Drive Speed Limit Reduction Submissions received
17 March - 30 April 2025**

Date submitted: Mar 20, 2025, 10:29 PM

Contribution ID: 3821

Name Gillian Salisbury

Are you giving feedback on behalf of an organisation?

No – these are my own personal views

Would you like to make a verbal submission?

No thanks

Which option do you prefer?

Option 2: lift the speed limit back up to 80km/h

Tell us your reasons

They are no driveway coming onto that part of the road and it used to be 80 so it would be good to see it put back.

**Cobham Drive Speed Limit Reduction Submissions received
17 March - 30 April 2025**

Date submitted: Mar 20, 2025, 10:27 PM

Contribution ID: 3820

Name Julie Grant

Are you giving feedback on behalf of an organisation?

No – these are my own personal views

Would you like to make a verbal submission?

No thanks

Which option do you prefer?

Option 2: lift the speed limit back up to 80km/h

Tell us your reasons

Too slow

**Cobham Drive Speed Limit Reduction Submissions received
17 March - 30 April 2025**

Date submitted: Mar 20, 2025, 10:24 PM

Contribution ID: 3819

Name Victoria Rowe

Are you giving feedback on behalf of an organisation?

No – these are my own personal views

Would you like to make a verbal submission?

No thanks

Which option do you prefer?

Option 2: lift the speed limit back up to 80km/h

Tell us your reasons

Better traffic flow. 60 is too slow for the area.

**Cobham Drive Speed Limit Reduction Submissions received
17 March - 30 April 2025**

Date submitted: Mar 20, 2025, 10:22 PM

Contribution ID: 3818

Name Owen Mataiti

Are you giving feedback on behalf of an organisation?

No – these are my own personal views

Would you like to make a verbal submission?

No thanks

Which option do you prefer?

Option 2: lift the speed limit back up to 80km/h

Tell us your reasons

There was wide spread disappointment and frustration when this was changed down to 60kph, absolutely no need for it. With less driver frustration there will be happier drivers on the road and less crashes. As a resident and rate payer I am sick of HCC slowing the city to a crawl in as many ways possible - restore the road to what is was (and many others around the city!).

**Cobham Drive Speed Limit Reduction Submissions received
17 March - 30 April 2025**

Date submitted: Mar 20, 2025, 10:20 PM

Contribution ID: 3817

Name Mark Lee

Are you giving feedback on behalf of an organisation?

No – these are my own personal views

Would you like to make a verbal submission?

No thanks

Which option do you prefer?

Option 2: lift the speed limit back up to 80km/h

Tell us your reasons

60kph is ridiculously slow for a wide 4 lane roadway well separated.

Hamilton has turned into a slow city exacerbating congestion almost everywhere on main arterial routes.

The idea of keeping traffic moving seems now lost.

**Cobham Drive Speed Limit Reduction Submissions received
17 March - 30 April 2025**

Date submitted: Mar 20, 2025, 10:15 PM

Contribution ID: 3816

Name Paul Darwall

Are you giving feedback on behalf of an organisation?

No – these are my own personal views

Would you like to make a verbal submission?

No thanks

Which option do you prefer?

Option 1: keep the existing lower 60kmh speed limit

Tell us your reasons

Seems safer, however traffic generally travels much faster anyway. There needs to be more 60 speed restriction signs to remind people

**Cobham Drive Speed Limit Reduction Submissions received
17 March - 30 April 2025**

Date submitted: Mar 20, 2025, 10:14 PM

Contribution ID: 3815

Name Naveen V

Are you giving feedback on behalf of an organisation?

No – these are my own personal views

Would you like to make a verbal submission?

No thanks

Which option do you prefer?

Option 1: keep the existing lower 60kmh speed limit

Tell us your reasons

I live close and have seen many accidents on the speed limit is higher

**Cobham Drive Speed Limit Reduction Submissions received
17 March - 30 April 2025**

Date submitted: Mar 20, 2025, 10:13 PM

Contribution ID: 3814

Name Riley curry

Are you giving feedback on behalf of an organisation?

No – these are my own personal views

Would you like to make a verbal submission?

No thanks

Which option do you prefer?

Option 2: lift the speed limit back up to 80km/h

Tell us your reasons

60 is completely unnecessary given that no roads join this stretch of road and no public areas close to road. And road is only busy for 30 minutes in the morning and night, which doesn't warrant having a speed limit 20km slower than the original given when busy your crawling along at 15km an hour. If worried about safety Install an active speed limit on the road to keep up with traffic flow

**Cobham Drive Speed Limit Reduction Submissions received
17 March - 30 April 2025**

Date submitted: Mar 20, 2025, 10:11 PM

Contribution ID: 3813

Name Josh Thornton

Are you giving feedback on behalf of an organisation?

No – these are my own personal views

Would you like to make a verbal submission?

No thanks

Which option do you prefer?

Option 2: lift the speed limit back up to 80km/h

Tell us your reasons

To slow Was better traffic flow When was 80Kmh

**Cobham Drive Speed Limit Reduction Submissions received
17 March - 30 April 2025**

Date submitted: Mar 20, 2025, 10:07 PM

Contribution ID: 3812

Name Hailie

Are you giving feedback on behalf of an organisation?

No – these are my own personal views

Would you like to make a verbal submission?

No thanks

Which option do you prefer?

Option 2: lift the speed limit back up to 80km/h

Tell us your reasons

**Cobham Drive Speed Limit Reduction Submissions received
17 March - 30 April 2025**

Date submitted: Mar 20, 2025, 10:07 PM

Contribution ID: 3811

Name Ben

Are you giving feedback on behalf of an organisation?

Would you like to make a verbal submission?

No thanks

Which option do you prefer?

Option 2: lift the speed limit back up to 80km/h

Tell us your reasons

The majority of road users along this section of road already still do 80kph. 60 is too slow. There should be better sign age and safety campaigns for drivers education, vehicular maintenance etc

While you are at it you should remove the speed humps from roundabouts to better increase the flow of traffic and reduce wear and tear of Hamilton car owners.

The council need to find a way to reverse these changes within the current budget. Docking the salaries of the hcc lead team would be a start.

**Cobham Drive Speed Limit Reduction Submissions received
17 March - 30 April 2025**

Date submitted: Mar 20, 2025, 10:07 PM

Contribution ID: 3810

Name Mark Smithells

Are you giving feedback on behalf of an organisation?

No – these are my own personal views

Would you like to make a verbal submission?

No thanks

Which option do you prefer?

Option 1: keep the existing lower 60kmh speed limit

Tell us your reasons

Safer and removes need to pay for changes

**Cobham Drive Speed Limit Reduction Submissions received
17 March - 30 April 2025**

Date submitted: Mar 20, 2025, 10:06 PM

Contribution ID: 3809

Name Zac Bernasconi

Are you giving feedback on behalf of an organisation?

No – these are my own personal views

Would you like to make a verbal submission?

No thanks

Which option do you prefer?

Option 2: lift the speed limit back up to 80km/h

Tell us your reasons

I travel this road regularly and everyone does 80 anyway. Therefore I must also point out your recorded reduction in crashes can't have much to do with the signs saying 60.

**Cobham Drive Speed Limit Reduction Submissions received
17 March - 30 April 2025**

Date submitted: Mar 20, 2025, 10:03 PM

Contribution ID: 3808

Name Mel Mason

Are you giving feedback on behalf of an organisation?

No – these are my own personal views

Would you like to make a verbal submission?

No thanks

Which option do you prefer?

Option 2: lift the speed limit back up to 80km/h

Tell us your reasons

60?is too slow and disrupts the traffic flow.

**Cobham Drive Speed Limit Reduction Submissions received
17 March - 30 April 2025**

Date submitted: Mar 20, 2025, 10:03 PM

Contribution ID: 3807

Name David McLean

Are you giving feedback on behalf of an organisation?

No – these are my own personal views

Would you like to make a verbal submission?

No thanks

Which option do you prefer?

Option 1: keep the existing lower 60kmh speed limit

Tell us your reasons

The data speaks for itself. Over 70% reduction in crashes.

**Cobham Drive Speed Limit Reduction Submissions received
17 March - 30 April 2025**

Date submitted: Mar 20, 2025, 10:03 PM

Contribution ID: 3806

Name Cherie

Are you giving feedback on behalf of an organisation?

No – these are my own personal views

Would you like to make a verbal submission?

No thanks

Which option do you prefer?

Option 1: keep the existing lower 60kmh speed limit

Tell us your reasons

It did not feel safe when it was 80kmh. 60kmh seems far safer

**Cobham Drive Speed Limit Reduction Submissions received
17 March - 30 April 2025**

Date submitted: Mar 20, 2025, 10:02 PM

Contribution ID: 3805

Name Cara

Are you giving feedback on behalf of an organisation?

No – these are my own personal views

Would you like to make a verbal submission?

No thanks

Which option do you prefer?

Option 2: lift the speed limit back up to 80km/h

Tell us your reasons

It is pathetic being 60K

Lift the speed back up, get the flow of traffic flowing a bit better with a higher speed, considering there is so many fast drivers out there and they get impatient at 60k's and go speeding (10K's over the speed limit) anyways.

**Cobham Drive Speed Limit Reduction Submissions received
17 March - 30 April 2025**

Date submitted: Mar 20, 2025, 10:00 PM

Contribution ID: 3804

Name Zac Collier

Are you giving feedback on behalf of an organisation?

No – these are my own personal views

Would you like to make a verbal submission?

No thanks

Which option do you prefer?

Option 1: keep the existing lower 60kmh speed limit

Tell us your reasons

Safety data is strong evidence in support of the new speed limit. Keep it and save lives, and reduce pressure off our public health system

**Cobham Drive Speed Limit Reduction Submissions received
17 March - 30 April 2025**

Date submitted: Mar 20, 2025, 09:59 PM

Contribution ID: 3803

Name Gordon Shirreffs

Are you giving feedback on behalf of an organisation?

No – these are my own personal views

Would you like to make a verbal submission?

No thanks

Which option do you prefer?

Option 2: lift the speed limit back up to 80km/h

Tell us your reasons

Flow of traffic is way better doing 80 kmph. I can be doing just over 60 kmph and still get passed. Get rid of those speed humps. Houses close by hate the vibration from all the traffic.

**Cobham Drive Speed Limit Reduction Submissions received
17 March - 30 April 2025**

Date submitted: Mar 20, 2025, 09:54 PM

Contribution ID: 3802

Name Bunty

Are you giving feedback on behalf of an organisation?

No – these are my own personal views

Would you like to make a verbal submission?

No thanks

Which option do you prefer?

Option 2: lift the speed limit back up to 80km/h

Tell us your reasons

**Cobham Drive Speed Limit Reduction Submissions received
17 March - 30 April 2025**

Date submitted: Mar 20, 2025, 09:53 PM

Contribution ID: 3801

Name Lauren Rowe

Are you giving feedback on behalf of an organisation?

No – these are my own personal views

Would you like to make a verbal submission?

No thanks

Which option do you prefer?

Option 1: keep the existing lower 60kmh speed limit

Tell us your reasons

It is better to not spend money that we don't have to - \$20,000 on signage is a lot of money and I thought the central govt wants the local govt to reign in on spending but instead they are forcing the local govts to spend more and more. I have also encountered so many people on their phones when driving there and while you can't stop people making these decisions, the slower the speed there is more reaction times and less chances of fatal crashes

**Cobham Drive Speed Limit Reduction Submissions received
17 March - 30 April 2025**

Date submitted: Mar 20, 2025, 09:53 PM

Contribution ID: 3800

Name Robyn Head

Are you giving feedback on behalf of an organisation?

No – these are my own personal views

Would you like to make a verbal submission?

No thanks

Which option do you prefer?

Option 2: lift the speed limit back up to 80km/h

Tell us your reasons

No houses around. Worked just fine at 80km before

**Cobham Drive Speed Limit Reduction Submissions received
17 March - 30 April 2025**

Date submitted: Mar 20, 2025, 09:52 PM

Contribution ID: 3799

Name Lin

Are you giving feedback on behalf of an organisation?

No – these are my own personal views

Would you like to make a verbal submission?

No thanks

Which option do you prefer?

Option 2: lift the speed limit back up to 80km/h

Tell us your reasons

It's a main motorway with hardly any pedestrians or bicycles on the road. The thing that doesn't need looking into is the way that it always floods during heavy rain.

**Cobham Drive Speed Limit Reduction Submissions received
17 March - 30 April 2025**

Date submitted: Mar 20, 2025, 09:51 PM

Contribution ID: 3798

Name Murray McGregor

Are you giving feedback on behalf of an organisation?

No – these are my own personal views

Would you like to make a verbal submission?

No thanks

Which option do you prefer?

Option 1: keep the existing lower 60kmh speed limit

Tell us your reasons

Much more tranquil @ 60 kmh and negligible increase in travelling time relative to 80 kph

**Cobham Drive Speed Limit Reduction Submissions received
17 March - 30 April 2025**

Date submitted: Mar 20, 2025, 09:50 PM

Contribution ID: 3797

Name Geoff henderson

Are you giving feedback on behalf of an organisation?

No – these are my own personal views

Would you like to make a verbal submission?

Yes, I would like to speak to Elected Members

Which option do you prefer?

Option 2: lift the speed limit back up to 80km/h

Tell us your reasons

Drive this road - if you do 60km you will be creating a road hazard. NOONE does 60km, it's completely ignored. The reason for this is because it is absurd. The road is appropriate for 80km, which is what people do now anyway.

**Cobham Drive Speed Limit Reduction Submissions received
17 March - 30 April 2025**

Date submitted: Mar 20, 2025, 09:44 PM

Contribution ID: 3796

Name Michael Partridge

Are you giving feedback on behalf of an organisation?

No – these are my own personal views

Would you like to make a verbal submission?

No thanks

Which option do you prefer?

Option 2: lift the speed limit back up to 80km/h

Tell us your reasons

It should never have been put down to 60. 80 is very safe for that part of the road

**Cobham Drive Speed Limit Reduction Submissions received
17 March - 30 April 2025**

Date submitted: Mar 20, 2025, 09:44 PM

Contribution ID: 3795

Name Ralf Heese

Are you giving feedback on behalf of an organisation?

No – these are my own personal views

Would you like to make a verbal submission?

No thanks

Which option do you prefer?

Option 1: keep the existing lower 60kmh speed limit

Tell us your reasons

I am convinced that it reduces the number of crashes and their severity.

**Cobham Drive Speed Limit Reduction Submissions received
17 March - 30 April 2025**

Date submitted: Mar 20, 2025, 09:42 PM

Contribution ID: 3794

Name Penelope Webber

Are you giving feedback on behalf of an organisation?

No – these are my own personal views

Would you like to make a verbal submission?

No thanks

Which option do you prefer?

Option 1: keep the existing lower 60kmh speed limit

Tell us your reasons

It is a short stretch between two busy intersections, often with queues around the blind corners. Additionally there is merging traffic southbound, and it is prone to surface flooding. Having the speed limit at 80 would save negligible time in a commute, but would potentially result in more, and more serious accidents.

**Cobham Drive Speed Limit Reduction Submissions received
17 March - 30 April 2025**

Date submitted: Mar 20, 2025, 09:39 PM

Contribution ID: 3793

Name Jamie Hansen

Are you giving feedback on behalf of an organisation?

No – these are my own personal views

Would you like to make a verbal submission?

No thanks

Which option do you prefer?

Option 2: lift the speed limit back up to 80km/h

Tell us your reasons

Put it back to 80. No reason for it to be 60. There are no driveways or pedestrians that use it.

**Cobham Drive Speed Limit Reduction Submissions received
17 March - 30 April 2025**

Date submitted: Mar 20, 2025, 09:38 PM

Contribution ID: 3792

Name Alastair Black

Are you giving feedback on behalf of an organisation?

No – these are my own personal views

Would you like to make a verbal submission?

No thanks

Which option do you prefer?

Option 1: keep the existing lower 60kmh speed limit

Tell us your reasons

It's much safer for people to travel at slower speeds. The lower speed limit makes no difference to the time it takes to commute from my house to the CBD.

**Cobham Drive Speed Limit Reduction Submissions received
17 March - 30 April 2025**

Date submitted: Mar 20, 2025, 09:38 PM

Contribution ID: 3791

Name Greg

Are you giving feedback on behalf of an organisation?

No – these are my own personal views

Would you like to make a verbal submission?

No thanks

Which option do you prefer?

Option 2: lift the speed limit back up to 80km/h

Tell us your reasons

**Cobham Drive Speed Limit Reduction Submissions received
17 March - 30 April 2025**

Date submitted: Mar 20, 2025, 09:38 PM

Contribution ID: 3790

Name Iris Reynolds

Are you giving feedback on behalf of an organisation?

No – these are my own personal views

Would you like to make a verbal submission?

No thanks

Which option do you prefer?

Option 1: keep the existing lower 60kmh speed limit

Tell us your reasons

People are slower and safer

**Cobham Drive Speed Limit Reduction Submissions received
17 March - 30 April 2025**

Date submitted: Mar 20, 2025, 09:37 PM

Contribution ID: 3789

Name Joshua Moorfield

Are you giving feedback on behalf of an organisation?

No – these are my own personal views

Would you like to make a verbal submission?

No thanks

Which option do you prefer?

Option 2: lift the speed limit back up to 80km/h

Tell us your reasons

It's a free flowing arterial road with a tree median. Driving at 60 feels too slow for the road and 80 fits much better.

**Cobham Drive Speed Limit Reduction Submissions received
17 March - 30 April 2025**

Date submitted: Mar 20, 2025, 09:20 PM

Contribution ID: 3788

Name Sonya

Are you giving feedback on behalf of an organisation?

No – these are my own personal views

Would you like to make a verbal submission?

No thanks

Which option do you prefer?

Option 2: lift the speed limit back up to 80km/h

Tell us your reasons

It's too slow and everyone drives faster than the 60km anyway. Perhaps reduce the limit just before approaching the roundabout.

**Cobham Drive Speed Limit Reduction Submissions received
17 March - 30 April 2025**

Date submitted: Mar 20, 2025, 09:20 PM

Contribution ID: 3787

Name Aleksandra Pipek

Are you giving feedback on behalf of an organisation?

No – these are my own personal views

Would you like to make a verbal submission?

No thanks

Which option do you prefer?

Option 2: lift the speed limit back up to 80km/h

Tell us your reasons

**Cobham Drive Speed Limit Reduction Submissions received
17 March - 30 April 2025**

Date submitted: Mar 20, 2025, 09:15 PM

Contribution ID: 3786

Name Gary

Are you giving feedback on behalf of an organisation?

No – these are my own personal views

Would you like to make a verbal submission?

No thanks

Which option do you prefer?

Option 2: lift the speed limit back up to 80km/h

Tell us your reasons

Make the city move again, loop and ring roads are need back to higher speeds to move around the city. The road is safe at 80km was that for year and years, it's not the speed it the drivers. Nice separated lanes for north and south as well to make ot safer. River side of the road has a nice footpath/ grass area for people to walk and bike along, off the road and away from cars.

**Cobham Drive Speed Limit Reduction Submissions received
17 March - 30 April 2025**

Date submitted: Mar 20, 2025, 09:14 PM

Contribution ID: 3785

Name Nigel Kapoor

Are you giving feedback on behalf of an organisation?

No – these are my own personal views

Would you like to make a verbal submission?

No thanks

Which option do you prefer?

Option 1: keep the existing lower 60kmh speed limit

Tell us your reasons

It is a short stretch of road, heavily congested at the roundabout end with the blind corner. Also difficult to merge from Grantham Street at speed.

**Cobham Drive Speed Limit Reduction Submissions received
17 March - 30 April 2025**

Date submitted: Mar 20, 2025, 09:14 PM

Contribution ID: 3784

Name Nova Caie

Are you giving feedback on behalf of an organisation?

No – these are my own personal views

Would you like to make a verbal submission?

No thanks

Which option do you prefer?

Option 1: keep the existing lower 60kmh speed limit

Tell us your reasons

Safety. The results of reduced accidents demonstrates the lower limit is effective.

**Cobham Drive Speed Limit Reduction Submissions received
17 March - 30 April 2025**

Date submitted: Mar 20, 2025, 09:12 PM

Contribution ID: 3783

Name J Quinn

Are you giving feedback on behalf of an organisation?

No – these are my own personal views

Would you like to make a verbal submission?

No thanks

Which option do you prefer?

Option 2: lift the speed limit back up to 80km/h

Tell us your reasons

**Cobham Drive Speed Limit Reduction Submissions received
17 March - 30 April 2025**

Date submitted: Mar 20, 2025, 09:12 PM

Contribution ID: 3782

Name Ange Bailey

Are you giving feedback on behalf of an organisation?

No – these are my own personal views

Would you like to make a verbal submission?

No thanks

Which option do you prefer?

Option 2: lift the speed limit back up to 80km/h

Tell us your reasons

It makes sense

**Cobham Drive Speed Limit Reduction Submissions received
17 March - 30 April 2025**

Date submitted: Mar 20, 2025, 09:09 PM

Contribution ID: 3781

Name Moi

Are you giving feedback on behalf of an organisation?

No – these are my own personal views

Would you like to make a verbal submission?

No thanks

Which option do you prefer?

Option 2: lift the speed limit back up to 80km/h

Tell us your reasons

**Cobham Drive Speed Limit Reduction Submissions received
17 March - 30 April 2025**

Date submitted: Mar 20, 2025, 09:08 PM

Contribution ID: 3780

Name Barry

Are you giving feedback on behalf of an organisation?

No – these are my own personal views

Would you like to make a verbal submission?

No thanks

Which option do you prefer?

Option 2: lift the speed limit back up to 80km/h

Tell us your reasons

New cars are much much safer to drive at higher speeds- so no safety issues

Us drivers Re busy people - time is money- we need to maximise efficiency and this is done at 80 kms per hour with no issues or concerns

We don't need to be controlled by ' nanny state"

**Cobham Drive Speed Limit Reduction Submissions received
17 March - 30 April 2025**

Date submitted: Mar 20, 2025, 09:06 PM

Contribution ID: 3779

Name Philippe Valax

Are you giving feedback on behalf of an organisation?

No – these are my own personal views

Would you like to make a verbal submission?

No thanks

Which option do you prefer?

Option 1: keep the existing lower 60kmh speed limit

Tell us your reasons

It's safer with the current speed limit. I wouldn't feel safe turning left from Normandy avenue onto Cobham drive with cars coming from the right at 80 km/h

**Cobham Drive Speed Limit Reduction Submissions received
17 March - 30 April 2025**

Date submitted: Mar 20, 2025, 09:05 PM

Contribution ID: 3778

Name Patrick Stokes

Are you giving feedback on behalf of an organisation?

No – these are my own personal views

Would you like to make a verbal submission?

No thanks

Which option do you prefer?

Option 1: keep the existing lower 60kmh speed limit

Tell us your reasons

I drive this road on a daily basis. Lifting the speed limit back to 80 km/h is a dangerous and frankly idiotic idea. The section of road is often congested with hidden queues of traffic. I'd prefer not to be rear ended in the quest to save 2 seconds.

**Cobham Drive Speed Limit Reduction Submissions received
17 March - 30 April 2025**

Date submitted: Mar 20, 2025, 09:01 PM

Contribution ID: 3777

Name Campbell McDonald

Are you giving feedback on behalf of an organisation?

No – these are my own personal views

Would you like to make a verbal submission?

No thanks

Which option do you prefer?

Option 2: lift the speed limit back up to 80km/h

Tell us your reasons

It is an arterial route out of Hamilton and should be changed back. 60km/h isn't required and there isn't residential side streets and a barrier separating opposing traffic.

**Cobham Drive Speed Limit Reduction Submissions received
17 March - 30 April 2025**

Date submitted: Mar 20, 2025, 08:58 PM

Contribution ID: 3776

Name Stephen Packer

Are you giving feedback on behalf of an organisation?

No – these are my own personal views

Would you like to make a verbal submission?

No thanks

Which option do you prefer?

Option 2: lift the speed limit back up to 80km/h

Tell us your reasons

**Cobham Drive Speed Limit Reduction Submissions received
17 March - 30 April 2025**

Date submitted: Mar 20, 2025, 08:52 PM

Contribution ID: 3775

Name Nicole

Are you giving feedback on behalf of an organisation?

No – these are my own personal views

Would you like to make a verbal submission?

No thanks

Which option do you prefer?

Option 1: keep the existing lower 60kmh speed limit

Tell us your reasons

Too many crashes here when speed was 80k Hamiltkn drivers are bad drivers

**Cobham Drive Speed Limit Reduction Submissions received
17 March - 30 April 2025**

Date submitted: Mar 20, 2025, 08:52 PM

Contribution ID: 3774

Name Hayden Newby

Are you giving feedback on behalf of an organisation?

No – these are my own personal views

Would you like to make a verbal submission?

No thanks

Which option do you prefer?

Option 2: lift the speed limit back up to 80km/h

Tell us your reasons

Too slow. Should be part of a ring road 80km..

Wasn't any big issues at 80km in all the years I used the road. People currently driving up to 80km/h currently so won't make much difference .

**Cobham Drive Speed Limit Reduction Submissions received
17 March - 30 April 2025**

Date submitted: Mar 20, 2025, 08:50 PM

Contribution ID: 3773

Name Rhys Jones

Are you giving feedback on behalf of an organisation?

No – these are my own personal views

Would you like to make a verbal submission?

No thanks

Which option do you prefer?

Option 1: keep the existing lower 60kmh speed limit

Tell us your reasons

It is way better now at 60km/h - just keep it. The data shows a reduction in crashes, follow the data and not some idealogues from central government.

**Cobham Drive Speed Limit Reduction Submissions received
17 March - 30 April 2025**

Date submitted: Mar 20, 2025, 08:46 PM

Contribution ID: 3772

Name Kris Rangitaawa

Are you giving feedback on behalf of an organisation?

No – these are my own personal views

Would you like to make a verbal submission?

No thanks

Which option do you prefer?

Option 2: lift the speed limit back up to 80km/h

Tell us your reasons

**Cobham Drive Speed Limit Reduction Submissions received
17 March - 30 April 2025**

Date submitted: Mar 20, 2025, 08:45 PM

Contribution ID: 3771

Name Doug Rankine

Are you giving feedback on behalf of an organisation?

No – these are my own personal views

Would you like to make a verbal submission?

No thanks

Which option do you prefer?

Option 2: lift the speed limit back up to 80km/h

Tell us your reasons

If it has previously been deemed fit for 80km/hr, it was [redacted] to drop it to 60km-hr.

We need traffic moving, not sitting still.

But no, you have created congestion, with the traffic calming raised crossings, in-lane bus stops and cycle lanes removing vehicle space.

**Cobham Drive Speed Limit Reduction Submissions received
17 March - 30 April 2025**

Date submitted: Mar 20, 2025, 08:41 PM

Contribution ID: 3770

Name Freida Maverick

Are you giving feedback on behalf of an organisation?

No – these are my own personal views

Would you like to make a verbal submission?

No thanks

Which option do you prefer?

Option 1: keep the existing lower 60kmh speed limit

Tell us your reasons

It's been a lot safer for me to move from the left lane and drive on the right lane to turn right at the lights.

**Cobham Drive Speed Limit Reduction Submissions received
17 March - 30 April 2025**

Date submitted: Mar 20, 2025, 08:40 PM

Contribution ID: 3769

Name L Marshall

Are you giving feedback on behalf of an organisation?

No – these are my own personal views

Would you like to make a verbal submission?

No thanks

Which option do you prefer?

Option 2: lift the speed limit back up to 80km/h

Tell us your reasons

It's a double lane road that can handle the 80 km /hr limit. It's was 80 for many many years before it was lowered. Return it to how it was.

**Cobham Drive Speed Limit Reduction Submissions received
17 March - 30 April 2025**

Date submitted: Mar 20, 2025, 08:37 PM

Contribution ID: 3768

Name Carla Johnstone

Are you giving feedback on behalf of an organisation?

No – these are my own personal views

Would you like to make a verbal submission?

No thanks

Which option do you prefer?

Option 1: keep the existing lower 60kmh speed limit

Tell us your reasons

73% reduction in crashes can't be argued with.

**Cobham Drive Speed Limit Reduction Submissions received
17 March - 30 April 2025**

Date submitted: Mar 20, 2025, 08:36 PM

Contribution ID: 3767

Name Emma Woutersen

Are you giving feedback on behalf of an organisation?

No – these are my own personal views

Would you like to make a verbal submission?

No thanks

Which option do you prefer?

Option 1: keep the existing lower 60kmh speed limit

Tell us your reasons

Safety, stats speak for themselves.

**Cobham Drive Speed Limit Reduction Submissions received
17 March - 30 April 2025**

Date submitted: Mar 20, 2025, 08:34 PM

Contribution ID: 3766

Name Dave Doggart

Are you giving feedback on behalf of an organisation?

No – these are my own personal views

Would you like to make a verbal submission?

No thanks

Which option do you prefer?

Option 2: lift the speed limit back up to 80km/h

Tell us your reasons

This piece of road is not in a residential area, it has separate walking and cycleways and should be a higher speed road.

**Cobham Drive Speed Limit Reduction Submissions received
17 March - 30 April 2025**

Date submitted: Mar 20, 2025, 08:32 PM

Contribution ID: 3765

Name Peter Johnston

Are you giving feedback on behalf of an organisation?

No – these are my own personal views

Would you like to make a verbal submission?

No thanks

Which option do you prefer?

Option 2: lift the speed limit back up to 80km/h

Tell us your reasons

Let traffic flow. This council has made some dumb and costly decisions around our city, perfect example is Rototuna North, with roundabouts and Bus stops.

**Cobham Drive Speed Limit Reduction Submissions received
17 March - 30 April 2025**

Date submitted: Mar 20, 2025, 08:29 PM

Contribution ID: 3764

Name Jacob Grylls

Are you giving feedback on behalf of an organisation?

No – these are my own personal views

Would you like to make a verbal submission?

No thanks

Which option do you prefer?

Option 2: lift the speed limit back up to 80km/h

Tell us your reasons

**Cobham Drive Speed Limit Reduction Submissions received
17 March - 30 April 2025**

Date submitted: Mar 20, 2025, 08:26 PM

Contribution ID: 3763

Name Case Verkerk

Are you giving feedback on behalf of an organisation?

No – these are my own personal views

Would you like to make a verbal submission?

No thanks

Which option do you prefer?

Option 2: lift the speed limit back up to 80km/h

Tell us your reasons

More in line with Normandy Ave

**Cobham Drive Speed Limit Reduction Submissions received
17 March - 30 April 2025**

Date submitted: Mar 20, 2025, 08:24 PM

Contribution ID: 3762

Name Skye Sloper

Are you giving feedback on behalf of an organisation?

No – these are my own personal views

Would you like to make a verbal submission?

No thanks

Which option do you prefer?

Option 1: keep the existing lower 60kmh speed limit

Tell us your reasons

I travel this route several times a week & although I thought it was too slow to begin with I have adjusted. The fact that there has been a 73% decrease in accidents since 2023 is proof that lowering the speed limit does work to prevent accidents.

I have also noticed that slowing down my driving has been saving me in fuel and one adjusts quite easily.

**Cobham Drive Speed Limit Reduction Submissions received
17 March - 30 April 2025**

Date submitted: Mar 20, 2025, 08:23 PM

Contribution ID: 3761

Name Douglas Jones

Are you giving feedback on behalf of an organisation?

No – these are my own personal views

Would you like to make a verbal submission?

No thanks

Which option do you prefer?

Option 2: lift the speed limit back up to 80km/h

Tell us your reasons

Let's get this city moving. The ring road should be efficient and fast moving. If there are safety concerns about right hand turning traffic make this option no longer available and divert the traffic down a different route. All this council has done is make changes to the ring-road they have hindered the travel times of motorists. From reduced speed limits to insane traffic humps at major roundabout.

**Cobham Drive Speed Limit Reduction Submissions received
17 March - 30 April 2025**

Date submitted: Mar 20, 2025, 08:22 PM

Contribution ID: 3760

Name Kay Smith

Are you giving feedback on behalf of an organisation?

No – these are my own personal views

Would you like to make a verbal submission?

No thanks

Which option do you prefer?

Option 1: keep the existing lower 60kmh speed limit

Tell us your reasons

A lot of the community still cross this road to go to the gardens, safer to cross and reduced speed.

Also it still has residential housing!

Also if the speed limit is 60, people go 80, of its 80, people go 100! Approx.

We struggle to cross this busy road. Yes there's an under pass.... but you still have to cross a busy Grey St!

**Cobham Drive Speed Limit Reduction Submissions received
17 March - 30 April 2025**

Date submitted: Mar 20, 2025, 08:20 PM

Contribution ID: 3759

Name David Tiplady

Are you giving feedback on behalf of an organisation?

No – these are my own personal views

Would you like to make a verbal submission?

No thanks

Which option do you prefer?

Option 1: keep the existing lower 60kmh speed limit

Tell us your reasons

I support evidence-based traffic management that prioritises safety. It is clear the lower speed limit gives better outcomes. Safer roads and lower speeds don't significantly delay journeys. Time lost when accidents occur should be part of the equation.

The stretch of Cobham drive in question isn't suitable for an 80km limit. A large part of it is a blind corner most vehicles can't handle at this speed. The south-bound lanes are open to a popular walking and cycling path.

**Cobham Drive Speed Limit Reduction Submissions received
17 March - 30 April 2025**

Date submitted: Mar 20, 2025, 08:18 PM

Contribution ID: 3758

Name Rachael

Are you giving feedback on behalf of an organisation?

No – these are my own personal views

Would you like to make a verbal submission?

No thanks

Which option do you prefer?

Option 2: lift the speed limit back up to 80km/h

Tell us your reasons

Not necessary to lower speed here

**Cobham Drive Speed Limit Reduction Submissions received
17 March - 30 April 2025**

Date submitted: Mar 20, 2025, 08:12 PM

Contribution ID: 3757

Name Lauren

Are you giving feedback on behalf of an organisation?

No – these are my own personal views

Would you like to make a verbal submission?

No thanks

Which option do you prefer?

Option 2: lift the speed limit back up to 80km/h

Tell us your reasons

It was smooth flowing at 80km. There is no businesses/homes etc. that people are turning into along that stretch of road to warrant a lower speed of 60km.

**Cobham Drive Speed Limit Reduction Submissions received
17 March - 30 April 2025**

Date submitted: Mar 20, 2025, 08:05 PM

Contribution ID: 3756

Name Margaret

Are you giving feedback on behalf of an organisation?

Would you like to make a verbal submission?

No thanks

Which option do you prefer?

Option 1: keep the existing lower 60kmh speed limit

Tell us your reasons

Safer

**Cobham Drive Speed Limit Reduction Submissions received
17 March - 30 April 2025**

Date submitted: Mar 20, 2025, 08:02 PM

Contribution ID: 3755

Name Andrew

Are you giving feedback on behalf of an organisation?

No – these are my own personal views

Would you like to make a verbal submission?

No thanks

Which option do you prefer?

Option 2: lift the speed limit back up to 80km/h

Tell us your reasons

**Cobham Drive Speed Limit Reduction Submissions received
17 March - 30 April 2025**

Date submitted: Mar 20, 2025, 08:01 PM

Contribution ID: 3754

Name Jade

Are you giving feedback on behalf of an organisation?

No – these are my own personal views

Would you like to make a verbal submission?

No thanks

Which option do you prefer?

Option 1: keep the existing lower 60kmh speed limit

Tell us your reasons

Slower speeds result in less crashes. I believe the lower speed is safer for all on the road.

**Cobham Drive Speed Limit Reduction Submissions received
17 March - 30 April 2025**

Date submitted: Mar 20, 2025, 07:55 PM

Contribution ID: 3753

Name Karen Carmichael

Are you giving feedback on behalf of an organisation?

No – these are my own personal views

Would you like to make a verbal submission?

No thanks

Which option do you prefer?

Option 2: lift the speed limit back up to 80km/h

Tell us your reasons

It's a good road, most people speed on it anyway. Dual carriageway with a big medium strip, so it should be 80kph

**Cobham Drive Speed Limit Reduction Submissions received
17 March - 30 April 2025**

Date submitted: Mar 20, 2025, 07:48 PM

Contribution ID: 3752

Name Brendon Waterhouse

Are you giving feedback on behalf of an organisation?

No – these are my own personal views

Would you like to make a verbal submission?

No thanks

Which option do you prefer?

Option 1: keep the existing lower 60kmh speed limit

Tell us your reasons

Data clearly shows that makes the road safer, council decisions should be data driven.

**Cobham Drive Speed Limit Reduction Submissions received
17 March - 30 April 2025**

Date submitted: Mar 20, 2025, 07:47 PM

Contribution ID: 3751

Name Stacey Cole

Are you giving feedback on behalf of an organisation?

No – these are my own personal views

Would you like to make a verbal submission?

No thanks

Which option do you prefer?

Option 1: keep the existing lower 60kmh speed limit

Tell us your reasons

**Cobham Drive Speed Limit Reduction Submissions received
17 March - 30 April 2025**

Date submitted: Mar 20, 2025, 07:46 PM

Contribution ID: 3750

Name Hollie

Are you giving feedback on behalf of an organisation?

No – these are my own personal views

Would you like to make a verbal submission?

No thanks

Which option do you prefer?

Option 2: lift the speed limit back up to 80km/h

Tell us your reasons

Everyone goes 80 still, it hasn't helped traffic at all and it's a big enough road without making it unsafe for the residents, walkers and riders as there is a lack there of. But I was perplexed as to why it was put down to 60 in the first place.

**Cobham Drive Speed Limit Reduction Submissions received
17 March - 30 April 2025**

Date submitted: Mar 20, 2025, 07:44 PM

Contribution ID: 3749

Name Jack Henderson

Are you giving feedback on behalf of an organisation?

No – these are my own personal views

Would you like to make a verbal submission?

No thanks

Which option do you prefer?

Option 1: keep the existing lower 60kmh speed limit

Tell us your reasons

I have concerns about increased dangers to pedestrians and cyclists with an 80km/h limit, and I am quite strongly of the view that the intersection with Grey St is already dangerous at 60km/h.

**Cobham Drive Speed Limit Reduction Submissions received
17 March - 30 April 2025**

Date submitted: Mar 20, 2025, 07:41 PM

Contribution ID: 3748

Name Leo

Are you giving feedback on behalf of an organisation?

No – these are my own personal views

Would you like to make a verbal submission?

No thanks

Which option do you prefer?

Option 2: lift the speed limit back up to 80km/h

Tell us your reasons

This is actually pretty useless, cause almost everyone ignore the 60km/h sign, instead of they just do 75-85km/h all the time! Should have more cops down there

**Cobham Drive Speed Limit Reduction Submissions received
17 March - 30 April 2025**

Date submitted: Mar 20, 2025, 07:36 PM

Contribution ID: 3747

Name Sid Rudani

Are you giving feedback on behalf of an organisation?

No – these are my own personal views

Would you like to make a verbal submission?

No thanks

Which option do you prefer?

Option 2: lift the speed limit back up to 80km/h

Tell us your reasons

**Cobham Drive Speed Limit Reduction Submissions received
17 March - 30 April 2025**

Date submitted: Mar 20, 2025, 07:36 PM

Contribution ID: 3746

Name Siobhán Boughton

Are you giving feedback on behalf of an organisation?

No – these are my own personal views

Would you like to make a verbal submission?

No thanks

Which option do you prefer?

Option 2: lift the speed limit back up to 80km/h

Tell us your reasons

When traffic is moving during busy times it keeps traffic flowing better at the higher speed. When traffic is not busy it's frustrating and difficult to keep down to 60km as road always used to be 80km/h so many users are on autopilot. The road was designed to be the faster speed.

Could the limit be 70 if the opinions were really split?

I would also prefer for the ohaupo road section which feeds this route to be returned to 60km as that is a dual carriageway with a lot of traffic and measures already in place from when it was 60kmh I travel this route daily as we live in Rukuhia and drive into the city via glenview.

**Cobham Drive Speed Limit Reduction Submissions received
17 March - 30 April 2025**

Date submitted: Mar 20, 2025, 07:31 PM

Contribution ID: 3745

Name Nicola Wilson

Are you giving feedback on behalf of an organisation?

No – these are my own personal views

Would you like to make a verbal submission?

No thanks

Which option do you prefer?

Option 1: keep the existing lower 60kmh speed limit

Tell us your reasons

That piece of cobham drive is generally very busy and it helps the flow of traffic by going 60. Not needed to be an 80 zone.

**Cobham Drive Speed Limit Reduction Submissions received
17 March - 30 April 2025**

Date submitted: Mar 20, 2025, 07:26 PM

Contribution ID: 3744

Name Ben

Are you giving feedback on behalf of an organisation?

No – these are my own personal views

Would you like to make a verbal submission?

No thanks

Which option do you prefer?

Option 2: lift the speed limit back up to 80km/h

Tell us your reasons

Everybody is doing 90 on it anyway. What the council should be doing is correcting the drainage so the corners stop flooding. This is usually due to excess leaf build up because the drains never get cleared.

**Cobham Drive Speed Limit Reduction Submissions received
17 March - 30 April 2025**

Date submitted: Mar 20, 2025, 07:22 PM

Contribution ID: 3743

Name Stephen

Are you giving feedback on behalf of an organisation?

No – these are my own personal views

Would you like to make a verbal submission?

No thanks

Which option do you prefer?

Option 2: lift the speed limit back up to 80km/h

Tell us your reasons

It's better

**Cobham Drive Speed Limit Reduction Submissions received
17 March - 30 April 2025**

Date submitted: Mar 20, 2025, 07:22 PM

Contribution ID: 3742

Name Alexander Mear

Are you giving feedback on behalf of an organisation?

No – these are my own personal views

Would you like to make a verbal submission?

No thanks

Which option do you prefer?

Option 2: lift the speed limit back up to 80km/h

Tell us your reasons

**Cobham Drive Speed Limit Reduction Submissions received
17 March - 30 April 2025**

Date submitted: Mar 20, 2025, 07:22 PM

Contribution ID: 3741

Name Amanda

Are you giving feedback on behalf of an organisation?

No – these are my own personal views

Would you like to make a verbal submission?

No thanks

Which option do you prefer?

Option 2: lift the speed limit back up to 80km/h

Tell us your reasons

People still do 80km anyway so there was no point

**Cobham Drive Speed Limit Reduction Submissions received
17 March - 30 April 2025**

Date submitted: Mar 20, 2025, 07:19 PM

Contribution ID: 3740

Name William Harrison

Are you giving feedback on behalf of an organisation?

No – these are my own personal views

Would you like to make a verbal submission?

No thanks

Which option do you prefer?

Option 2: lift the speed limit back up to 80km/h

Tell us your reasons

It's a bypass road designed to speed up movement around the city. It worked perfectly fine at 80km/hr and most still travel at 80km/hr.

The 70%+ reduction in accidents means nothing- give real numbers if you're that proud of the reduced speeds influence on accidents.

**Cobham Drive Speed Limit Reduction Submissions received
17 March - 30 April 2025**

Date submitted: Mar 20, 2025, 07:14 PM

Contribution ID: 3739

Name Keith Arnold

Are you giving feedback on behalf of an organisation?

No – these are my own personal views

Would you like to make a verbal submission?

No thanks

Which option do you prefer?

Option 1: keep the existing lower 60kmh speed limit

Tell us your reasons

Because there are lights at the Normandy Ave end and a roundabout at the Tristram street end, there is simply not enough benefit to revert to 80kph. Additionally , many times of the day the road is congested meaning traffic cannot transit quickly anyway.

**Cobham Drive Speed Limit Reduction Submissions received
17 March - 30 April 2025**

Date submitted: Mar 20, 2025, 07:14 PM

Contribution ID: 3738

Name Bryan Sherritt

Are you giving feedback on behalf of an organisation?

No – these are my own personal views

Would you like to make a verbal submission?

No thanks

Which option do you prefer?

Option 1: keep the existing lower 60kmh speed limit

Tell us your reasons

It's much safer and leads to improved amenity. The time saving of going to 80 are negligible - but the increased risk of death and serious injury is real and its significant it makes no sense - so keep it at 60km/h

**Cobham Drive Speed Limit Reduction Submissions received
17 March - 30 April 2025**

Date submitted: Mar 20, 2025, 07:09 PM

Contribution ID: 3737

Name Raewyn Renata

Are you giving feedback on behalf of an organisation?

No – these are my own personal views

Would you like to make a verbal submission?

No thanks

Which option do you prefer?

Option 1: keep the existing lower 60kmh speed limit

Tell us your reasons

The flow of traffic appears to be better at 60km/h. Traffic flow is better around roundabout at paknsave and then flow to roundabout by courthouse and Anzac parade. I use this section of road at least two times everyday, often more.

**Cobham Drive Speed Limit Reduction Submissions received
17 March - 30 April 2025**

Date submitted: Mar 20, 2025, 07:07 PM

Contribution ID: 3736

Name Margaret Ramsay

Are you giving feedback on behalf of an organisation?

No – these are my own personal views

Would you like to make a verbal submission?

No thanks

Which option do you prefer?

Option 1: keep the existing lower 60kmh speed limit

Tell us your reasons

Too many people live along Cobham Drive and have to come in and out of their driveways safely. Putting the speed back up to 80kph will jeopardise that safety.

**Cobham Drive Speed Limit Reduction Submissions received
17 March - 30 April 2025**

Date submitted: Mar 20, 2025, 07:04 PM

Contribution ID: 3735

Name Suzette Dyer

Are you giving feedback on behalf of an organisation?

No – these are my own personal views

Would you like to make a verbal submission?

No thanks

Which option do you prefer?

Option 1: keep the existing lower 60kmh speed limit

Tell us your reasons

**Cobham Drive Speed Limit Reduction Submissions received
17 March - 30 April 2025**

Date submitted: Mar 20, 2025, 07:02 PM

Contribution ID: 3734

Name Jared Hemmes

Are you giving feedback on behalf of an organisation?

No – these are my own personal views

Would you like to make a verbal submission?

No thanks

Which option do you prefer?

Option 2: lift the speed limit back up to 80km/h

Tell us your reasons

**Cobham Drive Speed Limit Reduction Submissions received
17 March - 30 April 2025**

Date submitted: Mar 20, 2025, 06:59 PM

Contribution ID: 3733

Name Jake Clarke

Are you giving feedback on behalf of an organisation?

No – these are my own personal views

Would you like to make a verbal submission?

No thanks

Which option do you prefer?

Option 1: keep the existing lower 60kmh speed limit

Tell us your reasons

Data since the change to 60km shows a significant decrease in accidents (70%). Such a change indicates that the original 80km was probably too high and the change down to 60km was warranted. This plus the cost of replacing signage and the temporary confusion of motorists as they readjust makes me support keeping it at 60km.

**Cobham Drive Speed Limit Reduction Submissions received
17 March - 30 April 2025**

Date submitted: Mar 20, 2025, 06:58 PM

Contribution ID: 3732

Name Annabel Elliott

Are you giving feedback on behalf of an organisation?

No – these are my own personal views

Would you like to make a verbal submission?

No thanks

Which option do you prefer?

Option 2: lift the speed limit back up to 80km/h

Tell us your reasons

It's a new stretch of road and it channels traffic well through a safe area and onto the next area without delay. The 80km is a limit so it gives drivers more flexibility on the road when there are only a few cars around. It means we can go 70km without an infringement.

**Cobham Drive Speed Limit Reduction Submissions received
17 March - 30 April 2025**

Date submitted: Mar 20, 2025, 06:48 PM

Contribution ID: 3731

Name Gordon Scrimgeour

Are you giving feedback on behalf of an organisation?

No – these are my own personal views

Would you like to make a verbal submission?

No thanks

Which option do you prefer?

Option 2: lift the speed limit back up to 80km/h

Tell us your reasons

I would be ok if the case was made for 70kmh.

60 appears to lead to more congestion.

**Cobham Drive Speed Limit Reduction Submissions received
17 March - 30 April 2025**

Date submitted: Mar 20, 2025, 06:46 PM

Contribution ID: 3730

Name Caitlin

Are you giving feedback on behalf of an organisation?

No – these are my own personal views

Would you like to make a verbal submission?

No thanks

Which option do you prefer?

Option 2: lift the speed limit back up to 80km/h

Tell us your reasons

It's a two lane, separated carriageways road with no pedestrians crossed except from at a light controlled crossing. Speed reduction was unnecessary.

**Cobham Drive Speed Limit Reduction Submissions received
17 March - 30 April 2025**

Date submitted: Mar 20, 2025, 06:43 PM

Contribution ID: 3729

Name Glenys Molony

Are you giving feedback on behalf of an organisation?

No – these are my own personal views

Would you like to make a verbal submission?

No thanks

Which option do you prefer?

Option 1: keep the existing lower 60kmh speed limit

Tell us your reasons

The blind corners make an 80km speed limit unsafe.

**Cobham Drive Speed Limit Reduction Submissions received
17 March - 30 April 2025**

Date submitted: Mar 20, 2025, 06:31 PM

Contribution ID: 3728

Name Bryan

Are you giving feedback on behalf of an organisation?

No – these are my own personal views

Would you like to make a verbal submission?

No thanks

Which option do you prefer?

Option 2: lift the speed limit back up to 80km/h

Tell us your reasons

Most people continue to drive at 80km/h even with the reduction.

I don't believe it's speed that's the issues. It's poor drivers, poor driver training, poor attention to driving and irresponsible drivers.

**Cobham Drive Speed Limit Reduction Submissions received
17 March - 30 April 2025**

Date submitted: Mar 20, 2025, 06:28 PM

Contribution ID: 3727

Name Les Ferguson

Are you giving feedback on behalf of an organisation?

No – these are my own personal views

Would you like to make a verbal submission?

No thanks

Which option do you prefer?

Option 2: lift the speed limit back up to 80km/h

Tell us your reasons

Never ever saw a pedestrian on this road. Never saw an accident. Traffic seemed to flow well with the previous 80k zoning, I never saw people having problems with getting in the correct lane.

**Cobham Drive Speed Limit Reduction Submissions received
17 March - 30 April 2025**

Date submitted: Mar 20, 2025, 06:27 PM

Contribution ID: 3726

Name Reuben

Are you giving feedback on behalf of an organisation?

No – these are my own personal views

Would you like to make a verbal submission?

No thanks

Which option do you prefer?

Option 2: lift the speed limit back up to 80km/h

Tell us your reasons

**Cobham Drive Speed Limit Reduction Submissions received
17 March - 30 April 2025**

Date submitted: Mar 20, 2025, 06:26 PM

Contribution ID: 3725

Name Bo Yang

Are you giving feedback on behalf of an organisation?

No – these are my own personal views

Would you like to make a verbal submission?

No thanks

Which option do you prefer?

Option 1: keep the existing lower 60kmh speed limit

Tell us your reasons

The intersection of Normandy Ave and Cobham Drive experiences heavy traffic during weekday rush hours, often resulting in congestion. Increasing the speed limit would have minimal impact on improving traffic flow. Given safety and budget considerations, maintaining the current conditions is the most practical option.

**Cobham Drive Speed Limit Reduction Submissions received
17 March - 30 April 2025**

Date submitted: Mar 20, 2025, 06:20 PM

Contribution ID: 3724

Name Sarah Hailes

Are you giving feedback on behalf of an organisation?

No – these are my own personal views

Would you like to make a verbal submission?

No thanks

Which option do you prefer?

Option 1: keep the existing lower 60kmh speed limit

Tell us your reasons

I always found 80km too fast for that stretch of road, especially because of the 2 blind corners, the notorious line ups of traffic at times (often encountered coming around a blind corner) and also that stretch of road is prone to drains blocking on the corners when there is alot of rain, so large puddles are often encountered last minute.

Surely a >70% decrease of traffic incidents is enough evidence to leave the speed as 60 kph.

**Cobham Drive Speed Limit Reduction Submissions received
17 March - 30 April 2025**

Date submitted: Mar 20, 2025, 06:18 PM

Contribution ID: 3723

Name Tim Newton

Are you giving feedback on behalf of an organisation?

No – these are my own personal views

Would you like to make a verbal submission?

No thanks

Which option do you prefer?

Option 1: keep the existing lower 60kmh speed limit

Tell us your reasons

Safety

**Cobham Drive Speed Limit Reduction Submissions received
17 March - 30 April 2025**

Date submitted: Mar 20, 2025, 06:17 PM

Contribution ID: 3722

Name Cameron Wilson

Are you giving feedback on behalf of an organisation?

No – these are my own personal views

Would you like to make a verbal submission?

No thanks

Which option do you prefer?

Option 2: lift the speed limit back up to 80km/h

Tell us your reasons

**Cobham Drive Speed Limit Reduction Submissions received
17 March - 30 April 2025**

Date submitted: Mar 20, 2025, 06:14 PM

Contribution ID: 3721

Name Joy Hill

Are you giving feedback on behalf of an organisation?

No – these are my own personal views

Would you like to make a verbal submission?

No thanks

Which option do you prefer?

Option 1: keep the existing lower 60kmh speed limit

Tell us your reasons

The old saying has been proved - 'speed kills'.

**Cobham Drive Speed Limit Reduction Submissions received
17 March - 30 April 2025**

Date submitted: Mar 20, 2025, 06:14 PM

Contribution ID: 3720

Name David Moynahan

Are you giving feedback on behalf of an organisation?

No – these are my own personal views

Would you like to make a verbal submission?

No thanks

Which option do you prefer?

Option 2: lift the speed limit back up to 80km/h

Tell us your reasons

Too many speed limit changes .

Perhaps make it 70 all the way from the expressway exit to Pak'n'Sav.

Also cut back the excess vegetation or remove completely to keep visibility of other traffic safer.

**Cobham Drive Speed Limit Reduction Submissions received
17 March - 30 April 2025**

Date submitted: Mar 20, 2025, 06:11 PM

Contribution ID: 3719

Name Katrina Vincent

Are you giving feedback on behalf of an organisation?

No – these are my own personal views

Would you like to make a verbal submission?

No thanks

Which option do you prefer?

Option 1: keep the existing lower 60kmh speed limit

Tell us your reasons

ABSOLUTE WASTE OF TAX PAYERS MONEY!!!!!! 😞

**Cobham Drive Speed Limit Reduction Submissions received
17 March - 30 April 2025**

Date submitted: Mar 20, 2025, 06:09 PM

Contribution ID: 3718

Name Martin Coup

Are you giving feedback on behalf of an organisation?

No – these are my own personal views

Would you like to make a verbal submission?

No thanks

Which option do you prefer?

Option 1: keep the existing lower 60kmh speed limit

Tell us your reasons

The amount of time saved by upping the limit is tiny. More speed generally over time will equal more accidents

**Cobham Drive Speed Limit Reduction Submissions received
17 March - 30 April 2025**

Date submitted: Mar 20, 2025, 05:56 PM

Contribution ID: 3717

Name Steve Holmes

Are you giving feedback on behalf of an organisation?

No – these are my own personal views

Would you like to make a verbal submission?

No thanks

Which option do you prefer?

Option 1: keep the existing lower 60kmh speed limit

Tell us your reasons

Safety. It's a tempting (but unsafe) section of road.

**Cobham Drive Speed Limit Reduction Submissions received
17 March - 30 April 2025**

Date submitted: Mar 20, 2025, 05:54 PM

Contribution ID: 3716

Name Scott Aitken

Are you giving feedback on behalf of an organisation?

No – these are my own personal views

Would you like to make a verbal submission?

No thanks

Which option do you prefer?

Option 2: lift the speed limit back up to 80km/h

Tell us your reasons

That section of Cobham Drive has no driveways, and only 1 merging "on-ramp" from Grantham St. There is no need for it to be 60km/hr. Previous crashes were not from people doing 80, they were speeding excessively and will continue to do so regardless of the limit.

**Cobham Drive Speed Limit Reduction Submissions received
17 March - 30 April 2025**

Date submitted: Mar 20, 2025, 05:51 PM

Contribution ID: 3715

Name Rachael

Are you giving feedback on behalf of an organisation?

No – these are my own personal views

Would you like to make a verbal submission?

No thanks

Which option do you prefer?

Option 1: keep the existing lower 60kmh speed limit

Tell us your reasons

I was initially annoyed when the speed limit was dropped, however:

When the speed limit was 80km, it was common for people to drive at 100km... since it dropped to 60km, it has become common for people to drive at 80km...

Pulling out onto and turning off Cobham Dr from Grey St is much safer and less stressful with the lower speed limit - trying to drive across two lanes with cars coming at you at 100km/hr is really not ok

**Cobham Drive Speed Limit Reduction Submissions received
17 March - 30 April 2025**

Date submitted: Mar 20, 2025, 05:49 PM

Contribution ID: 3714

Name Marta

Are you giving feedback on behalf of an organisation?

No – these are my own personal views

Would you like to make a verbal submission?

No thanks

Which option do you prefer?

Option 1: keep the existing lower 60kmh speed limit

Tell us your reasons

**Cobham Drive Speed Limit Reduction Submissions received
17 March - 30 April 2025**

Date submitted: Mar 20, 2025, 05:41 PM

Contribution ID: 3713

Name Fraser Law

Are you giving feedback on behalf of an organisation?

No – these are my own personal views

Would you like to make a verbal submission?

No thanks

Which option do you prefer?

Option 2: lift the speed limit back up to 80km/h

Tell us your reasons

No need for it to be kept slow. Notable that the only fatal accident recorded is with the lower speed limit in place, yet the council's claim is that fatal accidents will increase if the speed limit goes back up.

**Cobham Drive Speed Limit Reduction Submissions received
17 March - 30 April 2025**

Date submitted: Mar 20, 2025, 05:40 PM

Contribution ID: 3712

Name Lisa Anderson

Are you giving feedback on behalf of an organisation?

No – these are my own personal views

Would you like to make a verbal submission?

No thanks

Which option do you prefer?

Option 2: lift the speed limit back up to 80km/h

Tell us your reasons

Never had a problem with it as 80km/hr and I've been driving that bit of road for 35 years.

**Cobham Drive Speed Limit Reduction Submissions received
17 March - 30 April 2025**

Date submitted: Mar 20, 2025, 05:36 PM

Contribution ID: 3711

Name Dan Carey

Are you giving feedback on behalf of an organisation?

No – these are my own personal views

Would you like to make a verbal submission?

No thanks

Which option do you prefer?

Option 1: keep the existing lower 60kmh speed limit

Tell us your reasons

People still speed over 80 on here even when it's posted as 60 (with zero consequences as far as I've seen). So at 80 people will be doing 100 again.

The difference in time saving between doing 60 and 80 on this road would amount to seconds and is, therefore, inconsequential and not worth the extra risk to people's safety.

**Cobham Drive Speed Limit Reduction Submissions received
17 March - 30 April 2025**

Date submitted: Mar 20, 2025, 05:32 PM

Contribution ID: 3710

Name Ian Ellis

Are you giving feedback on behalf of an organisation?

No – these are my own personal views

Would you like to make a verbal submission?

No thanks

Which option do you prefer?

Option 2: lift the speed limit back up to 80km/h

Tell us your reasons

Inc reased traffic flow

**Cobham Drive Speed Limit Reduction Submissions received
17 March - 30 April 2025**

Date submitted: Mar 20, 2025, 05:28 PM

Contribution ID: 3709

Name Ricci Wesselink

Are you giving feedback on behalf of an organisation?

No – these are my own personal views

Would you like to make a verbal submission?

No thanks

Which option do you prefer?

Option 2: lift the speed limit back up to 80km/h

Tell us your reasons

60km/hr feels too slow for this section of road. Either return the limit to 80km/hr or compromise at 70km/h

**Cobham Drive Speed Limit Reduction Submissions received
17 March - 30 April 2025**

Date submitted: Mar 20, 2025, 05:25 PM

Contribution ID: 3708

Name Maureen

Are you giving feedback on behalf of an organisation?

No – these are my own personal views

Would you like to make a verbal submission?

No thanks

Which option do you prefer?

Option 1: keep the existing lower 60kmh speed limit

Tell us your reasons

Safer. I'm

**Cobham Drive Speed Limit Reduction Submissions received
17 March - 30 April 2025**

Date submitted: Mar 20, 2025, 05:21 PM

Contribution ID: 3707

Name Robin Allen

Are you giving feedback on behalf of an organisation?

No – these are my own personal views

Would you like to make a verbal submission?

No thanks

Which option do you prefer?

Option 1: keep the existing lower 60kmh speed limit

Tell us your reasons

In the safety interests of all road users but especially cyclists. Since the speed limit was reduced to 60km/hr it has felt safer to cycle along this stretch of road. Especially as at a speed limit of 80km/hr much of the traffic seems to travel at an even greater speed.

**Cobham Drive Speed Limit Reduction Submissions received
17 March - 30 April 2025**

Date submitted: Mar 20, 2025, 05:19 PM

Contribution ID: 3706

Name Thomas Gorringer

Are you giving feedback on behalf of an organisation?

No – these are my own personal views

Would you like to make a verbal submission?

No thanks

Which option do you prefer?

Option 2: lift the speed limit back up to 80km/h

Tell us your reasons

60kph seems unnecessarily slow, I would add a 180 mirror on the blind corners in case of traffic but it should be 80kph

**Cobham Drive Speed Limit Reduction Submissions received
17 March - 30 April 2025**

Date submitted: Mar 20, 2025, 05:16 PM

Contribution ID: 3705

Name Wendy Calder

Are you giving feedback on behalf of an organisation?

No – these are my own personal views

Would you like to make a verbal submission?

No thanks

Which option do you prefer?

Option 1: keep the existing lower 60kmh speed limit

Tell us your reasons

Safety for other road users. It is a short stretch of road and no need for 80. When heavy rain the water pools significantly on the bends so keeping 60 much safer.

**Cobham Drive Speed Limit Reduction Submissions received
17 March - 30 April 2025**

Date submitted: Mar 20, 2025, 05:13 PM

Contribution ID: 3704

Name CLIFF NIGHTINGALE

Are you giving feedback on behalf of an organisation?

No – these are my own personal views

Would you like to make a verbal submission?

No thanks

Which option do you prefer?

Option 2: lift the speed limit back up to 80km/h

Tell us your reasons

There is no houses and no walk ways so there is no reason to keep the speed limit down

**Cobham Drive Speed Limit Reduction Submissions received
17 March - 30 April 2025**

Date submitted: Mar 20, 2025, 05:06 PM

Contribution ID: 3703

Name Frank Williams

Are you giving feedback on behalf of an organisation?

No – these are my own personal views

Would you like to make a verbal submission?

No thanks

Which option do you prefer?

Option 2: lift the speed limit back up to 80km/h

Tell us your reasons

The road was built to be 80 kph and was for a long time with no problems

**Cobham Drive Speed Limit Reduction Submissions received
17 March - 30 April 2025**

Date submitted: Mar 20, 2025, 05:04 PM

Contribution ID: 3702

Name Cian

Are you giving feedback on behalf of an organisation?

No – these are my own personal views

Would you like to make a verbal submission?

No thanks

Which option do you prefer?

Option 1: keep the existing lower 60kmh speed limit

Tell us your reasons

Safety; nobody needs to be going faster than 60 in an urban area, so the danger of 80kph is totally unnecessary

**Cobham Drive Speed Limit Reduction Submissions received
17 March - 30 April 2025**

Date submitted: Mar 20, 2025, 04:47 PM

Contribution ID: 3701

Name Polly annan

Are you giving feedback on behalf of an organisation?

No – these are my own personal views

Would you like to make a verbal submission?

No thanks

Which option do you prefer?

Option 1: keep the existing lower 60kmh speed limit

Tell us your reasons

It has proven to be more safer and less road accidents

**Cobham Drive Speed Limit Reduction Submissions received
17 March - 30 April 2025**

Date submitted: Mar 20, 2025, 04:43 PM

Contribution ID: 3700

Name Ann Harlow

Are you giving feedback on behalf of an organisation?

No – these are my own personal views

Would you like to make a verbal submission?

No thanks

Which option do you prefer?

Option 1: keep the existing lower 60kmh speed limit

Tell us your reasons

Fewer road accidents / deaths

**Cobham Drive Speed Limit Reduction Submissions received
17 March - 30 April 2025**

Date submitted: Mar 20, 2025, 04:43 PM

Contribution ID: 3699

Name Brendon

Are you giving feedback on behalf of an organisation?

No – these are my own personal views

Would you like to make a verbal submission?

No thanks

Which option do you prefer?

Option 2: lift the speed limit back up to 80km/h

Tell us your reasons

There are no driveways or roads off, keeps traffic moving on a great piece of road

**Cobham Drive Speed Limit Reduction Submissions received
17 March - 30 April 2025**

Date submitted: Mar 20, 2025, 04:42 PM

Contribution ID: 3698

Name Dr Malcolm McLeod

Are you giving feedback on behalf of an organisation?

No – these are my own personal views

Would you like to make a verbal submission?

No thanks

Which option do you prefer?

Option 1: keep the existing lower 60kmh speed limit

Tell us your reasons

Safety

**Cobham Drive Speed Limit Reduction Submissions received
17 March - 30 April 2025**

Date submitted: Mar 20, 2025, 04:42 PM

Contribution ID: 3697

Name Kristen Macdonald

Are you giving feedback on behalf of an organisation?

No – these are my own personal views

Would you like to make a verbal submission?

No thanks

Which option do you prefer?

Option 2: lift the speed limit back up to 80km/h

Tell us your reasons

The road can easily be driven safely most of the time at this speed. When traffic is heavier, it naturally causes a reduction in speed.

**Cobham Drive Speed Limit Reduction Submissions received
17 March - 30 April 2025**

Date submitted: Mar 20, 2025, 04:36 PM

Contribution ID: 3696

Name Winston

Are you giving feedback on behalf of an organisation?

No – these are my own personal views

Would you like to make a verbal submission?

No thanks

Which option do you prefer?

Option 1: keep the existing lower 60kmh speed limit

Tell us your reasons

60km/h is fast enough especially when it not a long stretch or a highway

**Cobham Drive Speed Limit Reduction Submissions received
17 March - 30 April 2025**

Date submitted: Mar 20, 2025, 04:35 PM

Contribution ID: 3695

Name James Allan

Are you giving feedback on behalf of an organisation?

No – these are my own personal views

Would you like to make a verbal submission?

No thanks

Which option do you prefer?

Option 1: keep the existing lower 60kmh speed limit

Tell us your reasons

The drainage issues on Cobham drive make it dangerous to do 80 in the rain

**Cobham Drive Speed Limit Reduction Submissions received
17 March - 30 April 2025**

Date submitted: Mar 20, 2025, 04:27 PM

Contribution ID: 3694

Name Gail Mc Lean

Are you giving feedback on behalf of an organisation?

No – these are my own personal views

Would you like to make a verbal submission?

No thanks

Which option do you prefer?

Option 1: keep the existing lower 60kmh speed limit

Tell us your reasons

I was all for increasing speed limit, but if crashes have gone down 73% it sounds like it should stay at 60kms.

**Cobham Drive Speed Limit Reduction Submissions received
17 March - 30 April 2025**

Date submitted: Mar 20, 2025, 04:24 PM

Contribution ID: 3693

Name Halon Archipelago

Are you giving feedback on behalf of an organisation?

No – these are my own personal views

Would you like to make a verbal submission?

No thanks

Which option do you prefer?

Option 2: lift the speed limit back up to 80km/h

Tell us your reasons

(1) Higher speeds are safe enough during off-peak times; speeds reduce naturally as traffic builds up. To require lower speeds all the time is to create long term frustration and disrespect for all speed regimes, not just on this stretch of road.

(2) The push to reduce speeds is driven by a "safety at all costs" mentality. It doesn't take into account opposing social factors and private cost increments, and so lacks balance.

**Cobham Drive Speed Limit Reduction Submissions received
17 March - 30 April 2025**

Date submitted: Mar 20, 2025, 04:19 PM

Contribution ID: 3692

Name Dean Tasker

Are you giving feedback on behalf of an organisation?

No – these are my own personal views

Would you like to make a verbal submission?

No thanks

Which option do you prefer?

Option 2: lift the speed limit back up to 80km/h

Tell us your reasons

80 kph has always been a safe enough speed for that part of Cobham Drive, Most of the crashes I have seen there would be put down to driver incompetence.

**Cobham Drive Speed Limit Reduction Submissions received
17 March - 30 April 2025**

Date submitted: Mar 20, 2025, 04:13 PM

Contribution ID: 3691

Name Holly Snape

Are you giving feedback on behalf of an organisation?

No – these are my own personal views

Would you like to make a verbal submission?

No thanks

Which option do you prefer?

Option 1: keep the existing lower 60kmh speed limit

Tell us your reasons

While i much prefer 80kms on Cobham Drive, the evidence is clear. For safety reasons, the speed limit should start at 60km per hour.

**Cobham Drive Speed Limit Reduction Submissions received
17 March - 30 April 2025**

Date submitted: Mar 20, 2025, 04:08 PM

Contribution ID: 3690

Name Ben Bright

Are you giving feedback on behalf of an organisation?

No – these are my own personal views

Would you like to make a verbal submission?

No thanks

Which option do you prefer?

Option 2: lift the speed limit back up to 80km/h

Tell us your reasons

60 km/h is frustratingly slow along this stretch of road.

**Cobham Drive Speed Limit Reduction Submissions received
17 March - 30 April 2025**

Date submitted: Mar 20, 2025, 04:05 PM

Contribution ID: 3689

Name Leigh

Are you giving feedback on behalf of an organisation?

No – these are my own personal views

Would you like to make a verbal submission?

No thanks

Which option do you prefer?

Option 2: lift the speed limit back up to 80km/h

Tell us your reasons

It keeps the flow of traffic moving, most still do that speed anyway

**Cobham Drive Speed Limit Reduction Submissions received
17 March - 30 April 2025**

Date submitted: Mar 20, 2025, 04:00 PM

Contribution ID: 3688

Name Ray Harlow

Are you giving feedback on behalf of an organisation?

No – these are my own personal views

Would you like to make a verbal submission?

No thanks

Which option do you prefer?

Option 1: keep the existing lower 60kmh speed limit

Tell us your reasons

It is clearly safer than the 80-limit in place previously.

**Cobham Drive Speed Limit Reduction Submissions received
17 March - 30 April 2025**

Date submitted: Mar 20, 2025, 03:50 PM

Contribution ID: 3687

Name Tony Robertson

Are you giving feedback on behalf of an organisation?

No – these are my own personal views

Would you like to make a verbal submission?

No thanks

Which option do you prefer?

Option 1: keep the existing lower 60kmh speed limit

Tell us your reasons

Road has blind corners in it, as well as Limited visibility approaching the corners. Both directions have merging traffic lanes coming onto the lanes, between Normandy and Tristram, causing traffic to speed up or slow down to let merging take place, which is often at different speeds to Cobham Dr.

**Cobham Drive Speed Limit Reduction Submissions received
17 March - 30 April 2025**

Date submitted: Mar 20, 2025, 03:48 PM

Contribution ID: 3686

Name Jesse Whitehead

Are you giving feedback on behalf of an organisation?

No – these are my own personal views

Would you like to make a verbal submission?

No thanks

Which option do you prefer?

Option 1: keep the existing lower 60kmh speed limit

Tell us your reasons

Save money, reduce crashes, keep roads safe, support local decision making. Overall this is the only logical decision and it is a shame we have to waste time and money to go through this consultation process again, but better than wasting another \$20k on top of this to change the speed limit and signs

**Cobham Drive Speed Limit Reduction Submissions received
17 March - 30 April 2025**

Date submitted: Mar 20, 2025, 03:46 PM

Contribution ID: 3685

Name Anand Thomas Mathew

Are you giving feedback on behalf of an organisation?

No – these are my own personal views

Would you like to make a verbal submission?

Yes, I would like to speak to Elected Members

Which option do you prefer?

Option 1: keep the existing lower 60kmh speed limit

Tell us your reasons

**Cobham Drive Speed Limit Reduction Submissions received
17 March - 30 April 2025**

Date submitted: Mar 20, 2025, 03:42 PM

Contribution ID: 3684

Name Suzanne Charteris

Are you giving feedback on behalf of an organisation?

No – these are my own personal views

Would you like to make a verbal submission?

No thanks

Which option do you prefer?

Option 1: keep the existing lower 60kmh speed limit

Tell us your reasons

Safer speed

**Cobham Drive Speed Limit Reduction Submissions received
17 March - 30 April 2025**

Date submitted: Mar 20, 2025, 03:42 PM

Contribution ID: 3683

Name Sijo

Are you giving feedback on behalf of an organisation?

No – these are my own personal views

Would you like to make a verbal submission?

No thanks

Which option do you prefer?

Option 1: keep the existing lower 60kmh speed limit

Tell us your reasons

Keep the 60km speed limit only.

**Cobham Drive Speed Limit Reduction Submissions received
17 March - 30 April 2025**

Date submitted: Mar 20, 2025, 03:31 PM

Contribution ID: 3682

Name Martin Crawford

Are you giving feedback on behalf of an organisation?

No – these are my own personal views

Would you like to make a verbal submission?

No thanks

Which option do you prefer?

Option 1: keep the existing lower 60kmh speed limit

Tell us your reasons

The approaching area from leading into the city from Cobham drive is usually bottlenecked with the transition of roundabouts to bridges anyway. Adjusting the speed limit would have no real affect during peak times. For all other times, increasing the speed to 80km's seems unnecessary when it has to quickly reduce on the approach to Tristram street.

**Cobham Drive Speed Limit Reduction Submissions received
17 March - 30 April 2025**

Date submitted: Mar 20, 2025, 03:21 PM

Contribution ID: 3681

Name Chris Banks

Are you giving feedback on behalf of an organisation?

No – these are my own personal views

Would you like to make a verbal submission?

No thanks

Which option do you prefer?

Option 1: keep the existing lower 60kmh speed limit

Tell us your reasons

The reduction in accidents that have come with the asked limit reduction is hard to argue with

**Cobham Drive Speed Limit Reduction Submissions received
17 March - 30 April 2025**

Date submitted: Mar 20, 2025, 03:19 PM

Contribution ID: 3680

Name Bevan

Are you giving feedback on behalf of an organisation?

No – these are my own personal views

Would you like to make a verbal submission?

No thanks

Which option do you prefer?

Option 2: lift the speed limit back up to 80km/h

Tell us your reasons

I'm over 50 & used to drive this everyday at 80 ish, never had a crash. At 60kph I lose 6 seconds of my day & save an extra 2% fuel. Actually when I think about it hitting those blind corners at 80kph seems a bit suicidal.

**Cobham Drive Speed Limit Reduction Submissions received
17 March - 30 April 2025**

Date submitted: Mar 20, 2025, 03:09 PM

Contribution ID: 3679

Name Calvin Prier

Are you giving feedback on behalf of an organisation?

No – these are my own personal views

Would you like to make a verbal submission?

No thanks

Which option do you prefer?

Option 2: lift the speed limit back up to 80km/h

Tell us your reasons

**Cobham Drive Speed Limit Reduction Submissions received
17 March - 30 April 2025**

Date submitted: Mar 20, 2025, 03:06 PM

Contribution ID: 3678

Name Mark Tamura

Are you giving feedback on behalf of an organisation?

No – these are my own personal views

Would you like to make a verbal submission?

No thanks

Which option do you prefer?

Option 1: keep the existing lower 60kmh speed limit

Tell us your reasons

The lower speed limit has reduced crashes and slows cars on the approach to the city centre.

**Cobham Drive Speed Limit Reduction Submissions received
17 March - 30 April 2025**

Date submitted: Mar 20, 2025, 02:54 PM

Contribution ID: 3677

Name Chris Buddenhagen

Are you giving feedback on behalf of an organisation?

No – these are my own personal views

Would you like to make a verbal submission?

No thanks

Which option do you prefer?

Option 1: keep the existing lower 60kmh speed limit

Tell us your reasons

Save lives. Make crossing the street easier. Save petrol. Also it's a short distance from the bridge to the roundabout. Hardly warrants that much acceleration!

**Cobham Drive Speed Limit Reduction Submissions received
17 March - 30 April 2025**

Date submitted: Mar 20, 2025, 02:53 PM

Contribution ID: 3676

Name Keith

Are you giving feedback on behalf of an organisation?

No – these are my own personal views

Would you like to make a verbal submission?

No thanks

Which option do you prefer?

Option 1: keep the existing lower 60kmh speed limit

Tell us your reasons

Safer for all

**Cobham Drive Speed Limit Reduction Submissions received
17 March - 30 April 2025**

Date submitted: Mar 20, 2025, 02:52 PM

Contribution ID: 3675

Name Jesse

Are you giving feedback on behalf of an organisation?

No – these are my own personal views

Would you like to make a verbal submission?

No thanks

Which option do you prefer?

Option 2: lift the speed limit back up to 80km/h

Tell us your reasons

**Cobham Drive Speed Limit Reduction Submissions received
17 March - 30 April 2025**

Date submitted: Mar 20, 2025, 02:52 PM

Contribution ID: 3674

Name Tim Howell

Are you giving feedback on behalf of an organisation?

No – these are my own personal views

Would you like to make a verbal submission?

No thanks

Which option do you prefer?

Option 2: lift the speed limit back up to 80km/h

Tell us your reasons

It's a two lane road that has segregation of the two traffic streams and was designed for 80kmh

**Cobham Drive Speed Limit Reduction Submissions received
17 March - 30 April 2025**

Date submitted: Mar 20, 2025, 02:47 PM

Contribution ID: 3673

Name Kim Elswood

Are you giving feedback on behalf of an organisation?

No – these are my own personal views

Would you like to make a verbal submission?

No thanks

Which option do you prefer?

Option 1: keep the existing lower 60kmh speed limit

Tell us your reasons

That stats speak for themselves in terms of reduction of accidents/incidents. It is a busy section of road with many linking streets feeding on and off of it, as well as a roundabout at the Gardens that is often difficult enough to get through when traffic is travelling at 60kph, let alone 80kpm. Increasing the speed limit will only make congestion at the various pinch points even worse, an in turn, will make travel times longer for motorists. And let's face it, there are always those who push speed limits, so keeping it at 60kph will at least continue to keep the average speed down. We are naive if we think that putting it up to 80kph again will mean people will respect that limit - just look at the expressway as an example. Even at 110kph there are a lot of drivers for whom that is still not fast enough.

**Cobham Drive Speed Limit Reduction Submissions received
17 March - 30 April 2025**

Date submitted: Mar 20, 2025, 02:41 PM

Contribution ID: 3672

Name Debbie Hodgson

Are you giving feedback on behalf of an organisation?

No – these are my own personal views

Would you like to make a verbal submission?

No thanks

Which option do you prefer?

Option 1: keep the existing lower 60kmh speed limit

Tell us your reasons

The accident rate has reduced by 70+%, that's reason enough to keep the current speed limit at 60kph

**Cobham Drive Speed Limit Reduction Submissions received
17 March - 30 April 2025**

Date submitted: Mar 20, 2025, 02:32 PM

Contribution ID: 3671

Name Rachael

Are you giving feedback on behalf of an organisation?

No – these are my own personal views

Would you like to make a verbal submission?

No thanks

Which option do you prefer?

Option 2: lift the speed limit back up to 80km/h

Tell us your reasons

It is very frustrating having to go so slow when there are no driveways etc that cars could come out of, and I mostly use it outside of peak hours

**Cobham Drive Speed Limit Reduction Submissions received
17 March - 30 April 2025**

Date submitted: Mar 20, 2025, 02:28 PM

Contribution ID: 3670

Name Talia

Are you giving feedback on behalf of an organisation?

No – these are my own personal views

Would you like to make a verbal submission?

No thanks

Which option do you prefer?

Option 1: keep the existing lower 60kmh speed limit

Tell us your reasons

Less accidents occurs when the speed limit had decreased.

**Cobham Drive Speed Limit Reduction Submissions received
17 March - 30 April 2025**

Date submitted: Mar 20, 2025, 02:20 PM

Contribution ID: 3669

Name Michelle Macintyre

Are you giving feedback on behalf of an organisation?

No – these are my own personal views

Would you like to make a verbal submission?

No thanks

Which option do you prefer?

Option 1: keep the existing lower 60kmh speed limit

Tell us your reasons

Safety, no need to go fast through town.

**Cobham Drive Speed Limit Reduction Submissions received
17 March - 30 April 2025**

Date submitted: Mar 20, 2025, 02:20 PM

Contribution ID: 3668

Name Anne Challinor

Are you giving feedback on behalf of an organisation?

No – these are my own personal views

Would you like to make a verbal submission?

No thanks

Which option do you prefer?

Option 1: keep the existing lower 60kmh speed limit

Tell us your reasons

Because speed kills. Bit of a no-brainer. Hamiltonians can't drive very well. Best to be safe and keep it at 60km.

**Cobham Drive Speed Limit Reduction Submissions received
17 March - 30 April 2025**

Date submitted: Mar 20, 2025, 02:14 PM

Contribution ID: 3667

Name Barry Bartlett

Are you giving feedback on behalf of an organisation?

No – these are my own personal views

Would you like to make a verbal submission?

No thanks

Which option do you prefer?

Option 2: lift the speed limit back up to 80km/h

Tell us your reasons

I have driven this road almost daily for the past 25 years. Despite the signage most drivers (not all) still travel at 80 Kph especially in rush hour. Judging by the Armco barriers, crashes seem to occur during weekends and evenings when a different type of driver is on the road. The only drawback seems to be spending \$10,000 on consultation as most signage is still there.

**Cobham Drive Speed Limit Reduction Submissions received
17 March - 30 April 2025**

Date submitted: Mar 20, 2025, 02:11 PM

Contribution ID: 3666

Name Rachael Whyte

Are you giving feedback on behalf of an organisation?

No – these are my own personal views

Would you like to make a verbal submission?

No thanks

Which option do you prefer?

Option 1: keep the existing lower 60kmh speed limit

Tell us your reasons

It's a blind corner and dangerous to be approaching at high speed. Cars are often changing lanes to get in the right lane for the next intersection, increasing safety issues. It doesn't really add any benefit to travel on it at 80kph.

Occasionally I bike along this road- it feels very unsafe, I am an experienced cyclist and normally commute on roads on my bike but I did this road once then decided to take other routes from then on because it felt so dangerous- limited and curved curb area, speed of vehicles passing (and that was when it was 60km/hr).

**Cobham Drive Speed Limit Reduction Submissions received
17 March - 30 April 2025**

Date submitted: Mar 20, 2025, 02:03 PM

Contribution ID: 3665

Name Nick Humphries

Are you giving feedback on behalf of an organisation?

No – these are my own personal views

Would you like to make a verbal submission?

No thanks

Which option do you prefer?

Option 1: keep the existing lower 60kmh speed limit

Tell us your reasons

I used to drive this daily, both before and after the speed limit change. A lot through peak hour traffic as well. During peak hour the limit of 80km/hr was far too high with the limited visibility on the inside lane. In addition, there is frequent flooding and lane closures due to water on the road. This is because the drainage sucks, and gets overwhelmed easily. The 60km limit also helps with this.

**Cobham Drive Speed Limit Reduction Submissions received
17 March - 30 April 2025**

Date submitted: Mar 20, 2025, 02:03 PM

Contribution ID: 3664

Name Thilee

Are you giving feedback on behalf of an organisation?

No – these are my own personal views

Would you like to make a verbal submission?

No thanks

Which option do you prefer?

Option 1: keep the existing lower 60kmh speed limit

Tell us your reasons

**Cobham Drive Speed Limit Reduction Submissions received
17 March - 30 April 2025**

Date submitted: Mar 20, 2025, 01:59 PM

Contribution ID: 3663

Name Stephanie Hope

Are you giving feedback on behalf of an organisation?

No – these are my own personal views

Would you like to make a verbal submission?

No thanks

Which option do you prefer?

Option 1: keep the existing lower 60kmh speed limit

Tell us your reasons

I agree with keeping the lower speed limit for safety reasons, especially given the hidden queues that can build up at certain times.

**Cobham Drive Speed Limit Reduction Submissions received
17 March - 30 April 2025**

Date submitted: Mar 20, 2025, 01:50 PM

Contribution ID: 3662

Name Olga

Are you giving feedback on behalf of an organisation?

No – these are my own personal views

Would you like to make a verbal submission?

No thanks

Which option do you prefer?

Option 1: keep the existing lower 60kmh speed limit

Tell us your reasons

The road is busy enough, sometimes it is hard to merge to it from side road, if the limit will be higher it will be even harder.

**Cobham Drive Speed Limit Reduction Submissions received
17 March - 30 April 2025**

Date submitted: Mar 20, 2025, 01:49 PM

Contribution ID: 3661

Name Lance Enevoldsen

Are you giving feedback on behalf of an organisation?

No – these are my own personal views

Would you like to make a verbal submission?

No thanks

Which option do you prefer?

Option 1: keep the existing lower 60kmh speed limit

Tell us your reasons

As a regular user I have noticed the traffic flows better at peak times I am also less frequently inconvenienced by crashes (I suspect many small incidents go unreported).

The footpath on the western side is extremely dangerous and we do not let our children use it, it is somewhat safer with the 60km/h limit although we still avoid using it.

**Cobham Drive Speed Limit Reduction Submissions received
17 March - 30 April 2025**

Date submitted: Mar 20, 2025, 01:46 PM

Contribution ID: 3660

Name Christine Savage

Are you giving feedback on behalf of an organisation?

No – these are my own personal views

Would you like to make a verbal submission?

No thanks

Which option do you prefer?

Option 1: keep the existing lower 60kmh speed limit

Tell us your reasons

Reduction in crashes. Too small a stretch to make any worthwhile time gains at the higher speed.

**Cobham Drive Speed Limit Reduction Submissions received
17 March - 30 April 2025**

Date submitted: Mar 20, 2025, 01:45 PM

Contribution ID: 3659

Name Lyndon Ashton

Are you giving feedback on behalf of an organisation?

No – these are my own personal views

Would you like to make a verbal submission?

No thanks

Which option do you prefer?

Option 1: keep the existing lower 60kmh speed limit

Tell us your reasons

I would like Cobham Drive from Pak n Save to the traffic lights at Hillcrest New World to remain at 60 kph. I have friends living on the corner of Grey St and Cobham Drive that are of the opinion that increasing the speed limit to 80 kph would cause more close calls for people turning right in to Grey St. Keep it at 60kph please

**Cobham Drive Speed Limit Reduction Submissions received
17 March - 30 April 2025**

Date submitted: Mar 20, 2025, 01:45 PM

Contribution ID: 3658

Name Denis Nelyubin

Are you giving feedback on behalf of an organisation?

No – these are my own personal views

Would you like to make a verbal submission?

No thanks

Which option do you prefer?

Option 1: keep the existing lower 60kmh speed limit

Tell us your reasons

**Cobham Drive Speed Limit Reduction Submissions received
17 March - 30 April 2025**

Date submitted: Mar 20, 2025, 01:42 PM

Contribution ID: 3657

Name James Howser

Are you giving feedback on behalf of an organisation?

No – these are my own personal views

Would you like to make a verbal submission?

No thanks

Which option do you prefer?

Option 2: lift the speed limit back up to 80km/h

Tell us your reasons

More efficient for travel, it makes sense given this road is graded for higher speeds and was built to bypass suburban roads. The lower speed limit increases driver frustration and contributes to congestion.

**Cobham Drive Speed Limit Reduction Submissions received
17 March - 30 April 2025**

Date submitted: Mar 20, 2025, 01:35 PM

Contribution ID: 3656

Name Robyn Gallagher

Are you giving feedback on behalf of an organisation?

No – these are my own personal views

Would you like to make a verbal submission?

No thanks

Which option do you prefer?

Option 1: keep the existing lower 60kmh speed limit

Tell us your reasons

Keep it at 60. This part of the road is the transitional area from a slower inner city area. There is no reason for drivers to be hooning around this part of Cobham Drive. And as the reduced speed has seen a significant decrease in vehicle accidents, keeping it at 60 seems the obvious choice.

**Cobham Drive Speed Limit Reduction Submissions received
17 March - 30 April 2025**

Date submitted: Mar 20, 2025, 01:34 PM

Contribution ID: 3655

Name Andrew Jonas

Are you giving feedback on behalf of an organisation?

No – these are my own personal views

Would you like to make a verbal submission?

No thanks

Which option do you prefer?

Option 2: lift the speed limit back up to 80km/h

Tell us your reasons

Perfectly good road with double lanes purposely built for higher speed.

**Cobham Drive Speed Limit Reduction Submissions received
17 March - 30 April 2025**

Date submitted: Mar 20, 2025, 01:33 PM

Contribution ID: 3654

Name Tara Hills

Are you giving feedback on behalf of an organisation?

No – these are my own personal views

Would you like to make a verbal submission?

Yes, I would like to speak to Elected Members

Which option do you prefer?

Option 1: keep the existing lower 60kmh speed limit

Tell us your reasons

The 60 km/h speed limit is safer for this road with high traffic volumes, corners, reduced sight distance, queuing, crash history, pedestrian and cycle use and flooding issues. The expected time travel saving (about 9 seconds outside of peak hours) is not considered to outweigh these safety matters.

Please see attached.

Submission on the
Cobham Drive Speed Limit Reduction
By
Tara Hills
20th March 2025

This submission is **in support** of keeping the existing 60 km/h speed limit on Cobham Drive, between Normandy Avenue and Tristram Street.

Reasons for this submission:

The existing speed limit of 60 km/h is considered to be appropriate for this road with high traffic volumes, restricted sight distances, regular queuing, a relatively high crash rate, pedestrians and cyclists adjacent to the road, and flooding issues. Increasing the speed limit will have minimal time travel savings (about nine seconds) that will only be realised outside of peak hours.

Road Context

The existing 60 km/h speed is considered to be appropriate as it matches the speed limit of roads to the south (SH1C Cobham Drive and SH1C Normandy Avenue). A higher speed limit would encourage higher speeds on these adjacent roads, particularly on Cobham Drive to the south of Normandy Avenue.

The operating speed on this section of road is limited by corners in the road, the relatively short length of road, and high traffic volumes. Posting a higher speed limit than the operating speed is inappropriate.

Traffic Volumes

The Annual Average Traffic volume (AADT) is about 22,770 (Mobile Road 2024 estimate). Peak hour flows are expected to be about 10% of the AADT (Austroads ATRM Part 6 guidance), 2,277 vehicles per hour. These relatively high traffic volumes create a challenging environment for vehicles attempting to change lanes. Lane changes frequently occur for traffic travelling in both directions, as traffic moves from the left hand lane they entered this road on, to the right hand lane they wish to exit from.

Restricted Sight Distances

Sight distances are restricted to approximately **50m** in places on this section of road. This creates a significant safety issue as queued traffic often backs back into the restricted sight distance areas. Austroads AGRD Part 4A recommends safe stopping distances of **123m** for a 60 km/h design speed, and **151m** for an 80 km/h design speed. The shortfall in required sight distances is significant, and strongly supports the lower speed limit.

Queuing

The queuing that occurs at either end of this section of road creates a safety issue for high-speed vehicles, as discussed above, and also a general risk to traffic of rear end crashes. The risk of such crashes can be reduced by lowering the speed limit.

Crash History

There have been 45 crashes on this 1.1 km section of road in the last five years (CAS database 2020 to 2025, data attached to this submission). The area assessed excluded the intersections at either end of the road. For the 1.7 years prior to the speed limit reduction there were 15 crashes. For the 1.7 years since the speed limit was reduced 60 km/h there were 6 crashes. This is a 60% reduction in crash numbers since the installation of the lower 60 km/h speed limit.

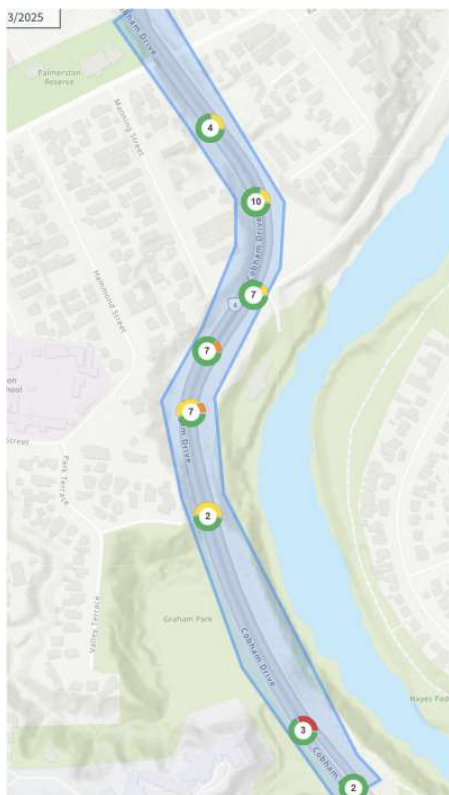


Figure 1: Crash locations in the last five years

Pedestrians and Cyclists

Pedestrians and cyclists walk and ride directly adjacent to Cobham Drive along part of this road. Pedestrians and cyclists are not directly at risk from a higher traffic speed, as they are not crossing the road. However, higher traffic speeds would make using this section of path less pleasant, discouraging its use.

Support for pedestrian and cyclist travel forms a large part of transport planning. When pedestrians and cyclists are well supported this mode share increases, reducing congestion on the road network and expensive road upgrades.

Flooding Issues

Flooding regularly occurs on this section of road. Flooding requires traffic to reduce speed quickly, and often to move into an adjacent lane. Increasing the speed limit to 80 km/h would make these movements significantly more dangerous.

Road Efficiency

The key reason that the current government has requested that lowered speed limits be reversed is to improve road efficiency. For this 1.1 km section of road the time travel saving between travelling at 80 and 60 km/h is **16.5 seconds**, assuming a continuous speed of 80 and 60 km/h along this length of road. However, there is expected to be limited speed difference over the northern 500m of this road due to the presence of the Tristram Street roundabout and the corner in the road. For the remaining 600m, assuming that traffic is not slowed by queues or the Normandy Avenue traffic signals, a realistic estimate of time difference is **nine seconds**. This time travel saving will only occur outside of peak hours when there is no congestion or queuing.

Tara Hills

MSc(Hons)(Tech), BSc, CMEngNZ, CPEng

Crash Data

CODED C	Crash road	Distance	Direction	Side road	ID	Date	Day of week	Time	Description of events	Crash factors	Surface cond	Natural light	Weather	Junction	Control	Casualty c	Casualty c	Casualty c
1.7 Years Prior to June 2023																		
1298772	COBHAM DRIVE	108	N	HILLSBORO	2021202546	11/10/2021	Mon	6:40	Car/Wagon1 SDB on COBHAM DRIVE missed inters or end of road, Car/Wagon1 hit concrete	CAR/WAGON1, alcohol test above limit or test refused, other lost control	Dry	Twilight	Fine	Nil (Default)	Nil	0	0	0
1324155	COBHAM (PALMERST	125	N		2022223520	22/05/2022	Sun	12:20	Car/Wagon1 NDB on COBHAM DRIVE lost control turning left; went off road to left, Car/Wagon1 hit kerb	CAR/WAGON1, alcohol test below limit, driver over-reacted, lost control when turning, ENV: slippery road due to rain	Wet	Overcast	Light rain	Nil (Default)	Nil	0	0	0
1411674	COBHAM DRIVE	103	S	HILLSBORO	2022299465	6/06/2022	Mon	12:00	Car/Wagon1 SDB on COBHAM DRIVE hit rear end of Car/Wagon2 stop/slow for queue	CAR/WAGON1, following too closely	Dry	Bright sun	Fine	Nil (Default)	Nil	0	0	0
1322496	COBHAM DRIVE	53	S	HILLSBORO	2022235754	22/09/2022	Thu	17:21	Car/Wagon1 NDB on COBHAM DRIVE missed inters or end of road, Car/Wagon1 hit armco (w-section steel)	CAR/WAGON1, alcohol test above limit or test refused, cutting corner on bend, drugs suspected, ENV: slippery road due to rain	Wet	Overcast	Light rain	Nil (Default)	Nil	0	1	0
1415949	COBHAM DRIVE	95	N	NORMANDY	2022298841	5/10/2022	Wed	14:45	Car/Wagon1 SDB on NORMANDY AVENUE hit rear end of Car/Wagon2 stop/slow for queue	CAR/WAGON1, other inattentive	Wet	Overcast	Light rain	Nil (Default)	Nil	0	0	0
1329797	COBHAM (PALMERST	178	S		2022242076	13/11/2022	Sun	12:50	Car/Wagon1 NDB on COBHAM DRIVE lost control turning left; went off road to right, Car/Wagon1 hit armco (w-section steel)	CAR/WAGON1, alcohol test below limit, lost control when turning, speed entering corner/curve	Dry	Overcast	Fine	Nil (Default)	Nil	0	0	1
1350497	COBHAM DRIVE	108	N	NORMANDY	2022241940	17/11/2022	Thu	9:59	Car/Wagon1 NDB on COBHAM DRIVE lost control turning right; went off road to left, Car/Wagon1 hit kerb, traffic sign/signal poles, bollards, power pole, ditch	CAR/WAGON1, alcohol suspected, too far left, wrong pedal/foot slipped	Dry	Overcast	Fine	Nil (Default)	Nil	0	0	0
1350484	HILLSBOROUGH TERRACE		I	COBHAM	2022240945	22/11/2022	Tue	0:15	Car/Wagon1 SDB on HILLSBOROUGH TERRACE lost control turning left; went off road to left, Car/Wagon1 hit concrete, ditch	CAR/WAGON1, lost control when turning, speed entering corner/curve, ENV: slippery road due to rain	Wet	Dark	Light rain	T Junction	Give way	0	0	0
1332193	COBHAM (PALMERST	101	S		2022244078	26/12/2022	Mon	7:30	Car/Wagon1 NDB on COBHAM DRIVE lost control while overtaking, Car/Wagon1 hit bank, substantial vegetation (causing vehicle damage or stopping the vehicle), tree,	CAR/WAGON1, alcohol test below limit, other lost control, speed on straight	Dry	Overcast	Fine	Nil (Default)	Nil	0	0	1
1420218	NORMANDY AVENUE	131	N	COBHAM	2023299539	1/02/2023	Wed	9:30	Ute1 NDB on NORMANDY AVENUE changing lanes/overtaking to right hit Car/Wagon2	UTE1, misjudged another vehicle	Dry	Unknown	Fine	Nil (Default)	Nil	0	0	0
1359129	COBHAM (PALMERST	76	S		2023248036	9/02/2023	Thu	15:55	Car/Wagon1 NDB on COBHAM DRIVE changing lanes to left hit SUV2	CAR/WAGON1, alcohol test below limit, incorrect merging/diverging manoeuvre CAR/WAGON3, alcohol test below limit SUV2, alcohol test below limit, intimidating driving	Dry	Bright sun	Fine	Nil (Default)	Nil	0	0	0
1362494	COBHAM DRIVE	490	N	NORMANDY	2023252857	7/03/2023	Tue	22:13	Car/Wagon1 NDB on COBHAM DRIVE lost control turning right; went off road to left, Car/Wagon1 hit tree	CAR/WAGON1, lost control under braking	Dry	Dark	Fine	Nil (Default)	Nil	0	0	0
1361618	COBHAM DRIVE		I	HILLSBORO	2023250573	10/03/2023	Fri	14:50	Car/Wagon1 SDB on COBHAM DRIVE missed inters or end of road, Car/Wagon1 hit raised median	CAR/WAGON1, cutting corner on bend	Wet	Overcast	Light rain	T Junction	Nil	0	0	0
1362467	COBHAM (PALMERST	401	S		2023251415	16/03/2023	Thu	21:22	Car/Wagon1 NDB on COBHAM DRIVE changing lanes to left hit Car/Wagon2	CAR/WAGON2, alcohol test below limit CAR/WAGON1, alcohol test below limit, incorrect merging/diverging manoeuvre	Dry	Dark	Fine	Nil (Default)	Nil	0	0	0
1346142	COBHAM DRIVE	176	S	HILLSBORO	2023257242	21/05/2023	Sun	13:53	Motorcycle1 SDB on COBHAM DRIVE lost control turning left; went off road to right, Motorcycle1 hit armco (w-section steel)	MOTORCYCLE1, alcohol test below limit, lost control when turning, new driver/under instruction, other tyres	Dry	Overcast	Fine	Nil (Default)	Nil	0	0	1

Traffic, Speed Limit and Road Closure Hearings Panel Open Agenda - 21 May 2025 - Item 6: Parking Restrictions and Traffic Bylaw Changes

[illegible]

**Cobham Drive Speed Limit Reduction Submissions received
17 March - 30 April 2025**

Date submitted: Mar 20, 2025, 01:32 PM

Contribution ID: 3653

Name Janice Ottaway

Are you giving feedback on behalf of an organisation?

No – these are my own personal views

Would you like to make a verbal submission?

No thanks

Which option do you prefer?

Option 1: keep the existing lower 60kmh speed limit

Tell us your reasons

Is a busy road especially peak times. The Grey Street intersection is really dangerous corner, the vehicles really speed up the hill , I turn into a friend's drive not far from corner, nearly been hit, have to slow down to turn into drive. I feel it is really a suburban road, and ideally should be 50.

**Cobham Drive Speed Limit Reduction Submissions received
17 March - 30 April 2025**

Date submitted: Mar 20, 2025, 01:29 PM

Contribution ID: 3652

Name Daniel Marshall

Are you giving feedback on behalf of an organisation?

No – these are my own personal views

Would you like to make a verbal submission?

No thanks

Which option do you prefer?

Option 1: keep the existing lower 60kmh speed limit

Tell us your reasons

Safety

**Cobham Drive Speed Limit Reduction Submissions received
17 March - 30 April 2025**

Date submitted: Mar 20, 2025, 01:28 PM

Contribution ID: 3651

Name Jane Eyre

Are you giving feedback on behalf of an organisation?

No – these are my own personal views

Would you like to make a verbal submission?

No thanks

Which option do you prefer?

Option 2: lift the speed limit back up to 80km/h

Tell us your reasons

Each time I travel this stretch of road it feels absurdly slow at 60kph. I fully support raising it back to 80kph. What does the decrease in accidents equate to in number and severity of accidents? And where on the route are accidents most prone? With your detailed analysis you may be able to bring in some safety measures in those specific areas, while at the same time, raising the speed limit to increase traffic flow and reduce driver frustration.

**Cobham Drive Speed Limit Reduction Submissions received
17 March - 30 April 2025**

Date submitted: Mar 20, 2025, 01:26 PM

Contribution ID: 3650

Name Leon

Are you giving feedback on behalf of an organisation?

No – these are my own personal views

Would you like to make a verbal submission?

No thanks

Which option do you prefer?

Option 2: lift the speed limit back up to 80km/h

Tell us your reasons

**Cobham Drive Speed Limit Reduction Submissions received
17 March - 30 April 2025**

Date submitted: Mar 20, 2025, 01:17 PM

Contribution ID: 3649

Name Cameron Christiansen

Are you giving feedback on behalf of an organisation?

No – these are my own personal views

Would you like to make a verbal submission?

No thanks

Which option do you prefer?

Option 2: lift the speed limit back up to 80km/h

Tell us your reasons

**Cobham Drive Speed Limit Reduction Submissions received
17 March - 30 April 2025**

Date submitted: Mar 20, 2025, 01:17 PM

Contribution ID: 3648

Name Katy Fluhler

Are you giving feedback on behalf of an organisation?

No – these are my own personal views

Would you like to make a verbal submission?

No thanks

Which option do you prefer?

Option 2: lift the speed limit back up to 80km/h

Tell us your reasons

lift the speed limit back up to 80km/h

**Cobham Drive Speed Limit Reduction Submissions received
17 March - 30 April 2025**

Date submitted: Mar 20, 2025, 01:17 PM

Contribution ID: 3647

Name Geert Meijer

Are you giving feedback on behalf of an organisation?

No – these are my own personal views

Would you like to make a verbal submission?

No thanks

Which option do you prefer?

Option 2: lift the speed limit back up to 80km/h

Tell us your reasons

60 is to slow

80 is about right

**Cobham Drive Speed Limit Reduction Submissions received
17 March - 30 April 2025**

Date submitted: Mar 20, 2025, 01:11 PM

Contribution ID: 3646

Name Erica

Are you giving feedback on behalf of an organisation?

No – these are my own personal views

Would you like to make a verbal submission?

No thanks

Which option do you prefer?

Option 2: lift the speed limit back up to 80km/h

Tell us your reasons

Everyone speeds and goes 80km along here. May as well do what the people want and put the limit back to what it was before

**Cobham Drive Speed Limit Reduction Submissions received
17 March - 30 April 2025**

Date submitted: Mar 20, 2025, 01:09 PM

Contribution ID: 3645

Name Justin

Are you giving feedback on behalf of an organisation?

No – these are my own personal views

Would you like to make a verbal submission?

No thanks

Which option do you prefer?

Option 2: lift the speed limit back up to 80km/h

Tell us your reasons

I don't see any reason why it needed to be 60 in the first place, I've never ever seen any crashes on the stretch of road before, and if there were I'm sure it's cause of stupidity and nothing to do with the speed limit

**Cobham Drive Speed Limit Reduction Submissions received
17 March - 30 April 2025**

Date submitted: Mar 20, 2025, 01:09 PM

Contribution ID: 3644

Name Johan van Heerden

Are you giving feedback on behalf of an organisation?

No – these are my own personal views

Would you like to make a verbal submission?

No thanks

Which option do you prefer?

Option 2: lift the speed limit back up to 80km/h

Tell us your reasons

**Cobham Drive Speed Limit Reduction Submissions received
17 March - 30 April 2025**

Date submitted: Mar 20, 2025, 01:08 PM

Contribution ID: 3643

Name M Webb

Are you giving feedback on behalf of an organisation?

No – these are my own personal views

Would you like to make a verbal submission?

No thanks

Which option do you prefer?

Option 2: lift the speed limit back up to 80km/h

Tell us your reasons

This road has a safe median barrier and was fine a 80kph before it was lowered. I see the fatal crash was at the 60kph range too not at 80kph. Most people are still driving the road at 80 anyway.

**Cobham Drive Speed Limit Reduction Submissions received
17 March - 30 April 2025**

Date submitted: Mar 20, 2025, 01:02 PM

Contribution ID: 3642

Name Megan O'Rourke

Are you giving feedback on behalf of an organisation?

No – these are my own personal views

Would you like to make a verbal submission?

No thanks

Which option do you prefer?

Option 1: keep the existing lower 60kmh speed limit

Tell us your reasons

Smaller increases in speed increase risks of car accidents - both frequency and severity. With a speed limit of 80km/h, people will be more inclined to go 90-100km/h. Plus this is a short strip of road with one end a roundabout and another a set of lights, where people will be slowing/stopping anyway. This won't impact arrival times at all significantly.

**Cobham Drive Speed Limit Reduction Submissions received
17 March - 30 April 2025**

Date submitted: Mar 20, 2025, 01:01 PM

Contribution ID: 3641

Name Cherene corban

Are you giving feedback on behalf of an organisation?

No – these are my own personal views

Would you like to make a verbal submission?

No thanks

Which option do you prefer?

Option 1: keep the existing lower 60kmh speed limit

Tell us your reasons

There is no reason for this piece of road to be higher than 60kmph

**Cobham Drive Speed Limit Reduction Submissions received
17 March - 30 April 2025**

Date submitted: Mar 20, 2025, 01:00 PM

Contribution ID: 3640

Name Michael Coldham-Fussell

Are you giving feedback on behalf of an organisation?

No – these are my own personal views

Would you like to make a verbal submission?

No thanks

Which option do you prefer?

Option 1: keep the existing lower 60kmh speed limit

Tell us your reasons

Often road users prefer to drive slower along short stretches anyway, causing those behind them to match their speed, or overtake.

**Cobham Drive Speed Limit Reduction Submissions received
17 March - 30 April 2025**

Date submitted: Mar 20, 2025, 12:58 PM

Contribution ID: 3639

Name Beulah Scaglia

Are you giving feedback on behalf of an organisation?

No – these are my own personal views

Would you like to make a verbal submission?

No thanks

Which option do you prefer?

Tell us your reasons

Going into city leaving Hamilton very busy road needs to stay at 60 k less accidents and less stress in bad weather .

**Cobham Drive Speed Limit Reduction Submissions received
17 March - 30 April 2025**

Date submitted: Mar 20, 2025, 12:58 PM

Contribution ID: 3638

Name Stephanie Bormans

Are you giving feedback on behalf of an organisation?

No – these are my own personal views

Would you like to make a verbal submission?

No thanks

Which option do you prefer?

Option 2: lift the speed limit back up to 80km/h

Tell us your reasons

I drive on this road daily, and see many people still driving it at 80km an hour. This is used like an expressway, as a quicker way to get to the center of the city.

**Cobham Drive Speed Limit Reduction Submissions received
17 March - 30 April 2025**

Date submitted: Mar 20, 2025, 12:57 PM

Contribution ID: 3637

Name Gregory Eveleens

Are you giving feedback on behalf of an organisation?

No – these are my own personal views

Would you like to make a verbal submission?

No thanks

Which option do you prefer?

Option 1: keep the existing lower 60kmh speed limit

Tell us your reasons

This section of road already has a blind corner on it! Cars going over 60 km/h don't have the time to stop during peak hours. If anything it should come down to 50 km/h.

Drivers aren't saving any time going faster on this small strip of road

**Cobham Drive Speed Limit Reduction Submissions received
17 March - 30 April 2025**

Date submitted: Mar 20, 2025, 12:56 PM

Contribution ID: 3636

Name Shawn Walsh

Are you giving feedback on behalf of an organisation?

No – these are my own personal views

Would you like to make a verbal submission?

No thanks

Which option do you prefer?

Option 1: keep the existing lower 60kmh speed limit

Tell us your reasons

this is a terrible piece of road to cross/cycle on - vehicles are rarely doing the posted speed limit, and the change to 60 has reduced speeds even if not to the posted limit. It is safer than it was - it needs to be even safer - I would prefer to see the speed reduced to 50 and actively policed at that level. narrower lanes would also help

**Cobham Drive Speed Limit Reduction Submissions received
17 March - 30 April 2025**

Date submitted: Mar 20, 2025, 12:53 PM

Contribution ID: 3635

Name Craig

Are you giving feedback on behalf of an organisation?

No – these are my own personal views

Would you like to make a verbal submission?

No thanks

Which option do you prefer?

Option 2: lift the speed limit back up to 80km/h

Tell us your reasons

No residential housing on this roadway. Accident stats don't account for weather, driver inattention, driver error, road conditions which this section has known water hazards, peak traffic issues. Lower current speeds has still produced 1 fatality speed is only one factor

**Cobham Drive Speed Limit Reduction Submissions received
17 March - 30 April 2025**

Date submitted: Mar 20, 2025, 12:52 PM

Contribution ID: 3634

Name Simon Woodward

Are you giving feedback on behalf of an organisation?

No – these are my own personal views

Would you like to make a verbal submission?

No thanks

Which option do you prefer?

Option 1: keep the existing lower 60kmh speed limit

Tell us your reasons

80 is too fast for inner city road, is not designed as a high speed road, too windy.

**Cobham Drive Speed Limit Reduction Submissions received
17 March - 30 April 2025**

Date submitted: Mar 20, 2025, 12:51 PM

Contribution ID: 3633

Name Andrew Boulton

Are you giving feedback on behalf of an organisation?

No – these are my own personal views

Would you like to make a verbal submission?

No thanks

Which option do you prefer?

Option 2: lift the speed limit back up to 80km/h

Tell us your reasons

This section of road is divided with clear median strip. Never felt unsafe at the former speed limit of 80km/h.

**Cobham Drive Speed Limit Reduction Submissions received
17 March - 30 April 2025**

Date submitted: Mar 20, 2025, 12:51 PM

Contribution ID: 3632

Name Helen Paki

Are you giving feedback on behalf of an organisation?

No – these are my own personal views

Would you like to make a verbal submission?

No thanks

Which option do you prefer?

Option 1: keep the existing lower 60kmh speed limit

Tell us your reasons

I use Cobham drive regularly and I feel much safer using this road with a 60kmh speed limit particularly as there is not a huge length of road between the round about by Pak n save and the Normandy road lights. The bend in the road obscures visibility and when cars are going fast they are more likely to have accidents at this site.

**Cobham Drive Speed Limit Reduction Submissions received
17 March - 30 April 2025**

Date submitted: Mar 20, 2025, 12:49 PM

Contribution ID: 3631

Name Ollie van Woerden

Are you giving feedback on behalf of an organisation?

No – these are my own personal views

Would you like to make a verbal submission?

No thanks

Which option do you prefer?

Option 1: keep the existing lower 60kmh speed limit

Tell us your reasons

I regularly drive through here, and have never felt like 60kmph is slow or annoying, it seems fine.
The lower number of crashes and the previous decision-making process should be enough to justify keeping the limit.

If you have a chance to complain to central government about creating more expensive public consultations for all of these previously-agreed local decisions, please tell them to stop interfering with local processes.

**Cobham Drive Speed Limit Reduction Submissions received
17 March - 30 April 2025**

Date submitted: Mar 20, 2025, 12:47 PM

Contribution ID: 3630

Name Sue Harris

Are you giving feedback on behalf of an organisation?

No – these are my own personal views

Would you like to make a verbal submission?

No thanks

Which option do you prefer?

Option 2: lift the speed limit back up to 80km/h

Tell us your reasons

Everyone slows down when busy. You will never stop the ones who want to speed. 80km on a not busy time is a good flow.

**Cobham Drive Speed Limit Reduction Submissions received
17 March - 30 April 2025**

Date submitted: Mar 20, 2025, 12:43 PM

Contribution ID: 3629

Name Alistair McBride

Are you giving feedback on behalf of an organisation?

No – these are my own personal views

Would you like to make a verbal submission?

No thanks

Which option do you prefer?

Option 1: keep the existing lower 60kmh speed limit

Tell us your reasons

The traffic the full length of Cobham Drive has been easier to negotiate since the speed reductions. If those limits remain then it makes sense that the portion between Normandy and Pak n Save stay the same to ensure the consistency of speed and flow of traffic.

**Cobham Drive Speed Limit Reduction Submissions received
17 March - 30 April 2025**

Date submitted: Mar 20, 2025, 12:40 PM

Contribution ID: 3628

Name Ann Stephen

Are you giving feedback on behalf of an organisation?

No – these are my own personal views

Would you like to make a verbal submission?

No thanks

Which option do you prefer?

Option 1: keep the existing lower 60kmh speed limit

Tell us your reasons

It would be wiser to maintain the same 60km/hr speed because at the end of Cobram towards city there is a park and save it is quite busy and there is a raised pedestrian crossing as well. In the opposite direction which is towards the Melville suburbs and Hamilton garden side a few km there is a signalised intersection if they are speeding at 80 it adds risks to the road users higher crash rates are obvious in the recent years I have noticed the rash driving around the areas rash driving by very responsible residents/ visitors of areas to arrive at the next destination quickly I believe.

During peak times the signals could be optimised such a way that eases the congestion Cobram drive , Normandy Ave and park save areas victoria/Anglesea street.

**Cobham Drive Speed Limit Reduction Submissions received
17 March - 30 April 2025**

Date submitted: Mar 20, 2025, 12:38 PM

Contribution ID: 3627

Name Owen Shrubb

Are you giving feedback on behalf of an organisation?

No – these are my own personal views

Would you like to make a verbal submission?

No thanks

Which option do you prefer?

Option 2: lift the speed limit back up to 80km/h

Tell us your reasons

Better traffic flow

**Cobham Drive Speed Limit Reduction Submissions received
17 March - 30 April 2025**

Date submitted: Mar 20, 2025, 12:38 PM

Contribution ID: 3626

Name Han Logan

Are you giving feedback on behalf of an organisation?

No – these are my own personal views

Would you like to make a verbal submission?

No thanks

Which option do you prefer?

Option 1: keep the existing lower 60kmh speed limit

Tell us your reasons

I strongly support keeping the existing power 60km/h speed limit. Cobham Drive is a high traffic area of town and I have witnessed many accidents on it while the speed limit has been 80km/h. Since it was lowered to 60km/h I have felt much safer and more confident driving along that road. The section from the Normandy Ave intersection to the roundabout with Tristram St is short and an increase to 80km/h will not meaningfully impact the time it takes to navigate this road. The amount of traffic on this road means there is rarely opportunity to even reach a speed of 80km/h before having to stop again at either intersection.

Slower speed limits result in less crashes and less fatalities on the road. The data from Cobham Drive supports this and I feel that safety should be the number one priority when making this decision. The benefits of a higher speed limit are negligible when compared to the amount of damage that a crash can cause.

**Cobham Drive Speed Limit Reduction Submissions received
17 March - 30 April 2025**

Date submitted: Mar 20, 2025, 12:25 PM

Contribution ID: 3625

Name Hayden

Are you giving feedback on behalf of an organisation?

No – these are my own personal views

Would you like to make a verbal submission?

No thanks

Which option do you prefer?

Option 2: lift the speed limit back up to 80km/h

Tell us your reasons

There is no reason this road needs to be 60km/h

**Cobham Drive Speed Limit Reduction Submissions received
17 March - 30 April 2025**

Date submitted: Mar 20, 2025, 12:24 PM

Contribution ID: 3624

Name Jabel Mathews

Are you giving feedback on behalf of an organisation?

No – these are my own personal views

Would you like to make a verbal submission?

No thanks

Which option do you prefer?

Option 2: lift the speed limit back up to 80km/h

Tell us your reasons

Road users still drive at the higher speed limit, possibly even higher. If anything, installing variable speed limits would be a better option

**Cobham Drive Speed Limit Reduction Submissions received
17 March - 30 April 2025**

Date submitted: Mar 20, 2025, 12:23 PM

Contribution ID: 3623

Name Luke

Are you giving feedback on behalf of an organisation?

No – these are my own personal views

Would you like to make a verbal submission?

No thanks

Which option do you prefer?

Option 2: lift the speed limit back up to 80km/h

Tell us your reasons

Just stop reducing speed limits and improve the road instead. Cars have never been safer, we should be increasing speed limits and punishing stupid drivers

**Cobham Drive Speed Limit Reduction Submissions received
17 March - 30 April 2025**

Date submitted: Mar 20, 2025, 12:19 PM

Contribution ID: 3622

Name Steve van de Ven

Are you giving feedback on behalf of an organisation?

No – these are my own personal views

Would you like to make a verbal submission?

No thanks

Which option do you prefer?

Option 2: lift the speed limit back up to 80km/h

Tell us your reasons

People are doing 80 most of the time already

**Cobham Drive Speed Limit Reduction Submissions received
17 March - 30 April 2025**

Date submitted: Mar 20, 2025, 12:19 PM

Contribution ID: 3621

Name Micheal James Vincent

Are you giving feedback on behalf of an organisation?

No – these are my own personal views

Would you like to make a verbal submission?

No thanks

Which option do you prefer?

Option 1: keep the existing lower 60kmh speed limit

Tell us your reasons

**Cobham Drive Speed Limit Reduction Submissions received
17 March - 30 April 2025**

Date submitted: Mar 20, 2025, 12:17 PM

Contribution ID: 3620

Name Nathan O'Brien

Are you giving feedback on behalf of an organisation?

No – these are my own personal views

Would you like to make a verbal submission?

Yes, I would like to speak to Elected Members

Which option do you prefer?

Option 1: keep the existing lower 60kmh speed limit

Tell us your reasons

I would prefer it to go to 80 for sure, but I think that if that happens, the foot path needs barriers. 80 is way to fast to be in residential areas where there are houses and footpath roadside. Therefore I'm saying 60.

**Cobham Drive Speed Limit Reduction Submissions received
17 March - 30 April 2025**

Date submitted: Mar 20, 2025, 12:14 PM

Contribution ID: 3619

Name Kirsty Horridge

Are you giving feedback on behalf of an organisation?

No – these are my own personal views

Would you like to make a verbal submission?

No thanks

Which option do you prefer?

Option 1: keep the existing lower 60kmh speed limit

Tell us your reasons

Please keep the speed limit at 60km/h.

I use the road regular as a driver and a cyclist on the river ride. Both modes feel much safer at 60km/h.

If the road is turned back to 80km/h I would expect some significant safety improvements (shoulder widening and road side barriers) to ensure the route is safe.

**Cobham Drive Speed Limit Reduction Submissions received
17 March - 30 April 2025**

Date submitted: Mar 20, 2025, 12:07 PM

Contribution ID: 3618

Name Phillip Wullems

Are you giving feedback on behalf of an organisation?

No – these are my own personal views

Would you like to make a verbal submission?

No thanks

Which option do you prefer?

Option 1: keep the existing lower 60kmh speed limit

Tell us your reasons

this section of road is only around 1km long, what benefit is this going to have? the corner is a blind corner also which you have to slow down to 60km/hr for anyway this is a pointless action to increase it to 80km/hr

**Cobham Drive Speed Limit Reduction Submissions received
17 March - 30 April 2025**

Date submitted: Mar 20, 2025, 12:03 PM

Contribution ID: 3617

Name Vinay Panicker

Are you giving feedback on behalf of an organisation?

No – these are my own personal views

Would you like to make a verbal submission?

No thanks

Which option do you prefer?

Option 1: keep the existing lower 60kmh speed limit

Tell us your reasons

If the reduction in speed have reduced the number of accidents then it is better to keep that speed limit.

**Cobham Drive Speed Limit Reduction Submissions received
17 March - 30 April 2025**

Date submitted: Mar 20, 2025, 12:03 PM

Contribution ID: 3616

Name Jacob

Are you giving feedback on behalf of an organisation?

No – these are my own personal views

Would you like to make a verbal submission?

No thanks

Which option do you prefer?

Option 1: keep the existing lower 60kmh speed limit

Tell us your reasons

It's safe, still some motorists going above 60

**Cobham Drive Speed Limit Reduction Submissions received
17 March - 30 April 2025**

Date submitted: Mar 20, 2025, 12:03 PM

Contribution ID: 3615

Name Helen Baggaley

Are you giving feedback on behalf of an organisation?

No – these are my own personal views

Would you like to make a verbal submission?

No thanks

Which option do you prefer?

Option 1: keep the existing lower 60kmh speed limit

Tell us your reasons

There is a blind corner. The current 60km has reduced crashes, why then would you raise it back to 80km?
I travel on here on my cycle from work travelling south.

**Cobham Drive Speed Limit Reduction Submissions received
17 March - 30 April 2025**

Date submitted: Mar 20, 2025, 11:59 AM

Contribution ID: 3614

Name Neville Robertson

Are you giving feedback on behalf of an organisation?

No – these are my own personal views

Would you like to make a verbal submission?

No thanks

Which option do you prefer?

Option 1: keep the existing lower 60kmh speed limit

Tell us your reasons

The huge crash reduction achieved by reducing the limit to 60kph speaks for itself. Lower speeds also encourage cycling which is needed to reduce emissions and congestion.

**Cobham Drive Speed Limit Reduction Submissions received
17 March - 30 April 2025**

Date submitted: Mar 20, 2025, 11:55 AM

Contribution ID: 3613

Name Lorna

Are you giving feedback on behalf of an organisation?

No – these are my own personal views

Would you like to make a verbal submission?

No thanks

Which option do you prefer?

Option 2: lift the speed limit back up to 80km/h

Tell us your reasons

People travel more than 60km on that stretch of road despite the lower speed limit.

**Cobham Drive Speed Limit Reduction Submissions received
17 March - 30 April 2025**

Date submitted: Mar 20, 2025, 11:55 AM

Contribution ID: 3612

Name Gary scott

Are you giving feedback on behalf of an organisation?

No – these are my own personal views

Would you like to make a verbal submission?

No thanks

Which option do you prefer?

Option 1: keep the existing lower 60kmh speed limit

Tell us your reasons

With road toll down considerably I believe the speed limit must remain as it is at 60 km.

**Cobham Drive Speed Limit Reduction Submissions received
17 March - 30 April 2025**

Date submitted: Mar 20, 2025, 11:53 AM

Contribution ID: 3611

Name John Badham

Are you giving feedback on behalf of an organisation?

No – these are my own personal views

Would you like to make a verbal submission?

No thanks

Which option do you prefer?

Option 1: keep the existing lower 60kmh speed limit

Tell us your reasons

This is a dangerous section of road. Gardens' vehicles, private driveways, vehicles turning right into Grey or left out of Nixon. The Government mandate to raise it is foolish.

**Cobham Drive Speed Limit Reduction Submissions received
17 March - 30 April 2025**

Date submitted: Mar 20, 2025, 11:53 AM

Contribution ID: 3610

Name Moira H Schepers

Are you giving feedback on behalf of an organisation?

No – these are my own personal views

Would you like to make a verbal submission?

No thanks

Which option do you prefer?

Option 1: keep the existing lower 60kmh speed limit

Tell us your reasons

I was keen to change back to 80 km but with a 73% decrease in accidents makes for a good reason to keep it at 60.

**Cobham Drive Speed Limit Reduction Submissions received
17 March - 30 April 2025**

Date submitted: Mar 20, 2025, 11:52 AM

Contribution ID: 3609

Name Rohita Devi

Are you giving feedback on behalf of an organisation?

No – these are my own personal views

Would you like to make a verbal submission?

No thanks

Which option do you prefer?

Option 1: keep the existing lower 60kmh speed limit

Tell us your reasons

High Speed is unsafe for pedestrian

**Cobham Drive Speed Limit Reduction Submissions received
17 March - 30 April 2025**

Date submitted: Mar 20, 2025, 11:48 AM

Contribution ID: 3608

Name Frazer Baggaley

Are you giving feedback on behalf of an organisation?

No – these are my own personal views

Would you like to make a verbal submission?

No thanks

Which option do you prefer?

Option 1: keep the existing lower 60kmh speed limit

Tell us your reasons

The safety benefits well outweigh the time saving. Anecdotally, congestion doesn't appear to be as bad at 60km/hr. traffic feels like it is more free flowing at the lower speed. Travel speed remains higher than the posted 60km/hr as it stands. Very few people travel at 60km/hr.

**Cobham Drive Speed Limit Reduction Submissions received
17 March - 30 April 2025**

Date submitted: Mar 20, 2025, 11:45 AM

Contribution ID: 3607

Name Gillian Dowson

Are you giving feedback on behalf of an organisation?

No – these are my own personal views

Would you like to make a verbal submission?

No thanks

Which option do you prefer?

Option 1: keep the existing lower 60kmh speed limit

Tell us your reasons

I'd prefer speed limit to be 60kph The road and traffic build up at peak times makes 60kph safer for all road users and better for traffic flow. And clearly the lower limit has already reduced accidents.

**Cobham Drive Speed Limit Reduction Submissions received
17 March - 30 April 2025**

Date submitted: Mar 20, 2025, 11:44 AM

Contribution ID: 3606

Name Dale Hills

Are you giving feedback on behalf of an organisation?

No – these are my own personal views

Would you like to make a verbal submission?

No thanks

Which option do you prefer?

Option 1: keep the existing lower 60kmh speed limit

Tell us your reasons

The Cobham drive is notorious for sudden blind traffic build-up, flooding in both directions of the road, general dangerous driving.

I am glad to hear that the stats support a 60kph road as more safer, as that seems more of an undeniable reason to not change the speed limit.

**Cobham Drive Speed Limit Reduction Submissions received
17 March - 30 April 2025**

Date submitted: Mar 20, 2025, 11:42 AM

Contribution ID: 3605

Name Andy Overall

Are you giving feedback on behalf of an organisation?

No – these are my own personal views

Would you like to make a verbal submission?

No thanks

Which option do you prefer?

Option 1: keep the existing lower 60kmh speed limit

Tell us your reasons

At the times that I travel it makes little difference to how quickly I get through.

**Cobham Drive Speed Limit Reduction Submissions received
17 March - 30 April 2025**

Date submitted: Mar 20, 2025, 11:38 AM

Contribution ID: 3604

Name Christy Varghese

Are you giving feedback on behalf of an organisation?

No – these are my own personal views

Would you like to make a verbal submission?

No thanks

Which option do you prefer?

Option 1: keep the existing lower 60kmh speed limit

Tell us your reasons

It is a small section of road that is only 1.6km and it continues to be 60 km/h dual carriage road further down the road with a traffic intersection.

If speed limit is increased to 80 km/h, it might possibly save a 4-5 seconds of travel time, which is not worth the risk i believe. Lifting the Speed Limit to 80 km/h only potentially increases the risk with no add on benefits.

So i opt to keep the existing lower 60kmh speed limit!

**Cobham Drive Speed Limit Reduction Submissions received
17 March - 30 April 2025**

Date submitted: Mar 20, 2025, 11:35 AM

Contribution ID: 3603

Name Janice Smith

Are you giving feedback on behalf of an organisation?

No – these are my own personal views

Would you like to make a verbal submission?

No thanks

Which option do you prefer?

Option 1: keep the existing lower 60kmh speed limit

Tell us your reasons

Obviously it is much safer to keep the speed limit at 60km/h because there has been a 73% reduction in accidents. Also it is a relative short section of road for increase in speed to 80km/h

**Cobham Drive Speed Limit Reduction Submissions received
17 March - 30 April 2025**

Date submitted: Mar 20, 2025, 11:35 AM

Contribution ID: 3602

Name Anne sandel

Are you giving feedback on behalf of an organisation?

No – these are my own personal views

Would you like to make a verbal submission?

Yes, I would like to speak to Elected Members

Which option do you prefer?

Option 2: lift the speed limit back up to 80km/h

Tell us your reasons

Drivers continue to drive above the 60km p hr anyway. It's a 2 lane highway in each direction with no driveways and only one road coming onto it on the southbound side, it's ridiculous to have such a slow speed in operation. Please return it to 80km per hr.

**Cobham Drive Speed Limit Reduction Submissions received
17 March - 30 April 2025**

Date submitted: Mar 20, 2025, 11:33 AM

Contribution ID: 3601

Name Divya

Are you giving feedback on behalf of an organisation?

No – these are my own personal views

Would you like to make a verbal submission?

No thanks

Which option do you prefer?

Option 1: keep the existing lower 60kmh speed limit

Tell us your reasons

**Cobham Drive Speed Limit Reduction Submissions received
17 March - 30 April 2025**

Date submitted: Mar 20, 2025, 11:27 AM

Contribution ID: 3600

Name Linda Gilbertson

Are you giving feedback on behalf of an organisation?

No – these are my own personal views

Would you like to make a verbal submission?

No thanks

Which option do you prefer?

Option 1: keep the existing lower 60kmh speed limit

Tell us your reasons

Safety

**Cobham Drive Speed Limit Reduction Submissions received
17 March - 30 April 2025**

Date submitted: Mar 20, 2025, 11:24 AM

Contribution ID: 3599

Name Karl Power

Are you giving feedback on behalf of an organisation?

No – these are my own personal views

Would you like to make a verbal submission?

No thanks

Which option do you prefer?

Option 2: lift the speed limit back up to 80km/h

Tell us your reasons

**Cobham Drive Speed Limit Reduction Submissions received
17 March - 30 April 2025**

Date submitted: Mar 20, 2025, 11:22 AM

Contribution ID: 3598

Name Prasanth Dharanikota

Are you giving feedback on behalf of an organisation?

No – these are my own personal views

Would you like to make a verbal submission?

No thanks

Which option do you prefer?

Option 1: keep the existing lower 60kmh speed limit

Tell us your reasons

To keep the speed limit uniform throughout Cobham drive at 60 kmph.

**Cobham Drive Speed Limit Reduction Submissions received
17 March - 30 April 2025**

Date submitted: Mar 20, 2025, 11:19 AM

Contribution ID: 3597

Name Jincy

Are you giving feedback on behalf of an organisation?

No – these are my own personal views

Would you like to make a verbal submission?

No thanks

Which option do you prefer?

Option 1: keep the existing lower 60kmh speed limit

Tell us your reasons

**Cobham Drive Speed Limit Reduction Submissions received
17 March - 30 April 2025**

Date submitted: Mar 20, 2025, 11:14 AM

Contribution ID: 3596

Name Jordan Ridgway

Are you giving feedback on behalf of an organisation?

No – these are my own personal views

Would you like to make a verbal submission?

No thanks

Which option do you prefer?

Option 2: lift the speed limit back up to 80km/h

Tell us your reasons

When driving this part of road most people still go 80km, which creates more issues for those following the rules. It is a fine part of road to be 80km.

**Cobham Drive Speed Limit Reduction Submissions received
17 March - 30 April 2025**

Date submitted: Mar 20, 2025, 11:14 AM

Contribution ID: 3595

Name Basil

Are you giving feedback on behalf of an organisation?

No – these are my own personal views

Would you like to make a verbal submission?

No thanks

Which option do you prefer?

Option 2: lift the speed limit back up to 80km/h

Tell us your reasons

The 60k make the traffic flow slow and during the peak hours it takes me 1 hour to reach home which was 10 min when it was 80k/hr

**Cobham Drive Speed Limit Reduction Submissions received
17 March - 30 April 2025**

Date submitted: Mar 20, 2025, 11:14 AM

Contribution ID: 3594

Name Kris McCalman

Are you giving feedback on behalf of an organisation?

No – these are my own personal views

Would you like to make a verbal submission?

No thanks

Which option do you prefer?

Option 1: keep the existing lower 60kmh speed limit

Tell us your reasons

I often walk my dog on an areas of Coban drive - it feels a safer place to be with the lower speed limits

**Cobham Drive Speed Limit Reduction Submissions received
17 March - 30 April 2025**

Date submitted: Mar 20, 2025, 11:11 AM

Contribution ID: 3593

Name Suzanne

Are you giving feedback on behalf of an organisation?

No – these are my own personal views

Would you like to make a verbal submission?

No thanks

Which option do you prefer?

Option 2: lift the speed limit back up to 80km/h

Tell us your reasons

Very few vehicles travel at 60 in this area. I am one of the few and have nearly been taken out by people doing 80 over taking me or trying to pass me.

**Cobham Drive Speed Limit Reduction Submissions received
17 March - 30 April 2025**

Date submitted: Mar 20, 2025, 11:11 AM

Contribution ID: 3592

Name Beverley Pyke

Are you giving feedback on behalf of an organisation?

No – these are my own personal views

Would you like to make a verbal submission?

No thanks

Which option do you prefer?

Option 1: keep the existing lower 60kmh speed limit

Tell us your reasons

I can't understand why it was ever 80kmh to be honest. We're talking about an urban area here. Keep it safe at 60kmh.

**Cobham Drive Speed Limit Reduction Submissions received
17 March - 30 April 2025**

Date submitted: Mar 20, 2025, 11:07 AM

Contribution ID: 3591

Name Jenny McCleery

Are you giving feedback on behalf of an organisation?

No – these are my own personal views

Would you like to make a verbal submission?

No thanks

Which option do you prefer?

Option 2: lift the speed limit back up to 80km/h

Tell us your reasons

The road is not around houses. It's built like a motorway and 80km speed zone helps traffic flow better.

**Cobham Drive Speed Limit Reduction Submissions received
17 March - 30 April 2025**

Date submitted: Mar 20, 2025, 11:04 AM

Contribution ID: 3590

Name Peter Hartnell

Are you giving feedback on behalf of an organisation?

No – these are my own personal views

Would you like to make a verbal submission?

No thanks

Which option do you prefer?

Option 1: keep the existing lower 60kmh speed limit

Tell us your reasons

It's a no Brainer. Over 70% drop in accidents since the change. If you change it back your saying it's OK to have people hurt so people can save 30 seconds. Keep it the same.

**Cobham Drive Speed Limit Reduction Submissions received
17 March - 30 April 2025**

Date submitted: Mar 20, 2025, 11:04 AM

Contribution ID: 3589

Name Joy CX Conaghan

Are you giving feedback on behalf of an organisation?

No – these are my own personal views

Would you like to make a verbal submission?

No thanks

Which option do you prefer?

Option 1: keep the existing lower 60kmh speed limit

Tell us your reasons

Feel 60 is the right speed for there with the hidden queue.

**Cobham Drive Speed Limit Reduction Submissions received
17 March - 30 April 2025**

Date submitted: Mar 20, 2025, 11:01 AM

Contribution ID: 3588

Name ChrisNicholson

Are you giving feedback on behalf of an organisation?

No – these are my own personal views

Would you like to make a verbal submission?

Yes, I would like to speak to Elected Members

Which option do you prefer?

Option 1: keep the existing lower 60kmh speed limit

Tell us your reasons

Since the speed reduction to 60k/hr there has been alot less accidents that we have had to attend to. Holding Crying mums children and babies waiting for ambulances and police his shockingly hard. Now the few accidents are more like serious scrunchies, some are cleared without police attending. We live between Grey st and Nixon st

**Cobham Drive Speed Limit Reduction Submissions received
17 March - 30 April 2025**

Date submitted: Mar 20, 2025, 10:57 AM

Contribution ID: 3587

Name Malaki Casey

Are you giving feedback on behalf of an organisation?

No – these are my own personal views

Would you like to make a verbal submission?

No thanks

Which option do you prefer?

Option 1: keep the existing lower 60kmh speed limit

Tell us your reasons

I'm a cyclists most of the time but I do drive. I'm a very logical person and to me if the stat's are that crashes are down considerably then I say keep the lower speed limit.

There's enough people on the road that ignore the speed limit as it is and go up to 80 anyway, if it's put back to 80 how many are going to do 90-100 those people are probably half the reason for the crashes when it was 80 in the first place.

The bends to this section of road also mean that there's often a hidden queue by the roundabout meaning that people driving through here if the speed is increased back to 80 have less time to react to this especially if they are doing over 80.

**Cobham Drive Speed Limit Reduction Submissions received
17 March - 30 April 2025**

Date submitted: Mar 20, 2025, 10:57 AM

Contribution ID: 3586

Name Stephen

Are you giving feedback on behalf of an organisation?

No – these are my own personal views

Would you like to make a verbal submission?

No thanks

Which option do you prefer?

Option 2: lift the speed limit back up to 80km/h

Tell us your reasons

I travel this section regularly and have never seen any accidents.

Many people still do 80kmph which I consider to be appropriate for this section of road.

**Cobham Drive Speed Limit Reduction Submissions received
17 March - 30 April 2025**

Date submitted: Mar 20, 2025, 10:54 AM

Contribution ID: 3585

Name Cecile Price

Are you giving feedback on behalf of an organisation?

No – these are my own personal views

Would you like to make a verbal submission?

No thanks

Which option do you prefer?

Option 1: keep the existing lower 60kmh speed limit

Tell us your reasons

It's far better at 60 and also better For recreational access to river trail from Graham park with eco commuters walking to work at hospital and beyond

**Cobham Drive Speed Limit Reduction Submissions received
17 March - 30 April 2025**

Date submitted: Mar 20, 2025, 10:51 AM

Contribution ID: 3584

Name Holly Blackley

Are you giving feedback on behalf of an organisation?

No – these are my own personal views

Would you like to make a verbal submission?

No thanks

Which option do you prefer?

Option 1: keep the existing lower 60kmh speed limit

Tell us your reasons

73% is a significant decrease in crashes. Area flows better at a lower speed, safer to merge off Normandy Ave and less of a surprise when you come around the blind corner.

**Cobham Drive Speed Limit Reduction Submissions received
17 March - 30 April 2025**

Date submitted: Mar 20, 2025, 10:51 AM

Contribution ID: 3583

Name Gavin McGregor

Are you giving feedback on behalf of an organisation?

No – these are my own personal views

Would you like to make a verbal submission?

No thanks

Which option do you prefer?

Option 1: keep the existing lower 60kmh speed limit

Tell us your reasons

60 is fine. 80 for that small section with significant bends is unnecessary.

**Cobham Drive Speed Limit Reduction Submissions received
17 March - 30 April 2025**

Date submitted: Mar 20, 2025, 10:51 AM

Contribution ID: 3582

Name Dave de la Cour

Are you giving feedback on behalf of an organisation?

No – these are my own personal views

Would you like to make a verbal submission?

No thanks

Which option do you prefer?

Option 1: keep the existing lower 60kmh speed limit

Tell us your reasons

You cannot see far enough ahead of you to drive safely at 80 kilometres per hour as traffic is often banked up posing huge risks at 80 kilometers per hour to stop in time.

**Cobham Drive Speed Limit Reduction Submissions received
17 March - 30 April 2025**

Date submitted: Mar 20, 2025, 10:49 AM

Contribution ID: 3581

Name Kristine

Are you giving feedback on behalf of an organisation?

No – these are my own personal views

Would you like to make a verbal submission?

No thanks

Which option do you prefer?

Option 1: keep the existing lower 60kmh speed limit

Tell us your reasons

The cost to change it to a higher speed limit is an unnecessary expense when the lower speed limit keeps everyone safer.

**Cobham Drive Speed Limit Reduction Submissions received
17 March - 30 April 2025**

Date submitted: Mar 20, 2025, 10:49 AM

Contribution ID: 3580

Name Kaaren Bracey-Finch

Are you giving feedback on behalf of an organisation?

No – these are my own personal views

Would you like to make a verbal submission?

No thanks

Which option do you prefer?

Option 1: keep the existing lower 60kmh speed limit

Tell us your reasons

I believe that raising it to 80km would enhance a higher risk of traffic accidents. I travel this to work Monday to Friday. The volume of traffic that enters onto Cobham from Normandy at high speeds and merge with very little warning at times cutting off traffic to enter with no regard and then crossing over to the right lane again with little indication of their movement is a high risk for potential accidents. The other alternative would be to raise it to 80km but take away the free turn from Normandy into Cobham and add a light system on the intersection.

**Cobham Drive Speed Limit Reduction Submissions received
17 March - 30 April 2025**

Date submitted: Mar 20, 2025, 10:47 AM

Contribution ID: 3579

Name Karl Rohde

Are you giving feedback on behalf of an organisation?

No – these are my own personal views

Would you like to make a verbal submission?

No thanks

Which option do you prefer?

Option 1: keep the existing lower 60kmh speed limit

Tell us your reasons

Having spent three years commuting along Cobham, and before the change to 60km/h the number of near misses witnessed was significant. Since the reduction, I've not seen a single one. Traffic also moves more smoothly.

**Cobham Drive Speed Limit Reduction Submissions received
17 March - 30 April 2025**

Date submitted: Mar 20, 2025, 10:46 AM

Contribution ID: 3578

Name Sam Ward

Are you giving feedback on behalf of an organisation?

No – these are my own personal views

Would you like to make a verbal submission?

No thanks

Which option do you prefer?

Option 1: keep the existing lower 60kmh speed limit

Tell us your reasons

I am a regular user of this Road, from the amount of traffic that uses this road my experience is that the 60km option is much more suited for a safer driver reaction time for the amount of traffic and congestion that can occur on this road.

**Cobham Drive Speed Limit Reduction Submissions received
17 March - 30 April 2025**

Date submitted: Mar 20, 2025, 10:46 AM

Contribution ID: 3577

Name Garry S Roberton

Are you giving feedback on behalf of an organisation?

No – these are my own personal views

Would you like to make a verbal submission?

No thanks

Which option do you prefer?

Option 1: keep the existing lower 60kmh speed limit

Tell us your reasons

A safer driving option with a continued reduction in MVAs and, as a result, reductions in deaths/injuries.

**Cobham Drive Speed Limit Reduction Submissions received
17 March - 30 April 2025**

Date submitted: Mar 20, 2025, 10:46 AM

Contribution ID: 3576

Name James McNulty

Are you giving feedback on behalf of an organisation?

No – these are my own personal views

Would you like to make a verbal submission?

No thanks

Which option do you prefer?

Option 2: lift the speed limit back up to 80km/h

Tell us your reasons

There is clear traffic separation on this section of road and the road has originally been designed as an 80km piece of road.

The traffic is already moving at closer to the 80km speed as the 60km is too slow for this section.

The crash reduction information achieved from reducing speed to 60km has been influenced by a number of factors outside the speed reduction including increased drainage maintenance, decreased traffic movements, and improvements in car technology allowing for lane departure warnings and autonomous braking.

**Cobham Drive Speed Limit Reduction Submissions received
17 March - 30 April 2025**

Date submitted: Mar 20, 2025, 10:45 AM

Contribution ID: 3575

Name Roberto Jardim

Are you giving feedback on behalf of an organisation?

No – these are my own personal views

Would you like to make a verbal submission?

No thanks

Which option do you prefer?

Option 1: keep the existing lower 60kmh speed limit

Tell us your reasons

A slower, safer speed seems logical and is supported by data. Over such a small stretch of road, a higher speed will save a few seconds at best and makes no sense.

**Cobham Drive Speed Limit Reduction Submissions received
17 March - 30 April 2025**

Date submitted: Mar 20, 2025, 10:44 AM

Contribution ID: 3574

Name Steve Pullar

Are you giving feedback on behalf of an organisation?

No – these are my own personal views

Would you like to make a verbal submission?

No thanks

Which option do you prefer?

Option 2: lift the speed limit back up to 80km/h

Tell us your reasons

Hamilton roads are poorly designed and traffic light system is totally out of scope for modern driving.

Hamilton needs to provide for the motorists as they are the life blood of city economics..

Look at Woking in Surrey uk... they closed main road buy added 5 multi level car parks and have more shoppers than ever.

The speed limit needs to be increased to avoid creating another bottle neck.. something Hamilton is very good at.

**Cobham Drive Speed Limit Reduction Submissions received
17 March - 30 April 2025**

Date submitted: Mar 20, 2025, 10:44 AM

Contribution ID: 3573

Name Janet Thomson

Are you giving feedback on behalf of an organisation?

No – these are my own personal views

Would you like to make a verbal submission?

No thanks

Which option do you prefer?

Option 1: keep the existing lower 60kmh speed limit

Tell us your reasons

To save lives which surely is the function of government

**Cobham Drive Speed Limit Reduction Submissions received
17 March - 30 April 2025**

Date submitted: Mar 20, 2025, 10:43 AM

Contribution ID: 3572

Name Aaron Belsham

Are you giving feedback on behalf of an organisation?

No – these are my own personal views

Would you like to make a verbal submission?

No thanks

Which option do you prefer?

Option 2: lift the speed limit back up to 80km/h

Tell us your reasons

Its a ring road and a major one so it should be 80km

**Cobham Drive Speed Limit Reduction Submissions received
17 March - 30 April 2025**

Date submitted: Mar 20, 2025, 10:42 AM

Contribution ID: 3571

Name Hazel Davison

Are you giving feedback on behalf of an organisation?

No – these are my own personal views

Would you like to make a verbal submission?

No thanks

Which option do you prefer?

Option 1: keep the existing lower 60kmh speed limit

Tell us your reasons

Have got used to the speed now. Safety first

**Cobham Drive Speed Limit Reduction Submissions received
17 March - 30 April 2025**

Date submitted: Mar 20, 2025, 10:41 AM

Contribution ID: 3570

Name Sam

Are you giving feedback on behalf of an organisation?

No – these are my own personal views

Would you like to make a verbal submission?

No thanks

Which option do you prefer?

Option 1: keep the existing lower 60kmh speed limit

Tell us your reasons

Obviously safer on a stretch of road with an upcoming roundabout, evidence to the above.

**Cobham Drive Speed Limit Reduction Submissions received
17 March - 30 April 2025**

Date submitted: Mar 20, 2025, 10:40 AM

Contribution ID: 3569

Name Keith White

Are you giving feedback on behalf of an organisation?

No – these are my own personal views

Would you like to make a verbal submission?

No thanks

Which option do you prefer?

Option 2: lift the speed limit back up to 80km/h

Tell us your reasons

From consistent experience very few maybe 5% of drivers actually go at 60ks. I think it's a safe enough road to have an 80k.

**Cobham Drive Speed Limit Reduction Submissions received
17 March - 30 April 2025**

Date submitted: Mar 20, 2025, 10:39 AM

Contribution ID: 3568

Name NLR Cooper

Are you giving feedback on behalf of an organisation?

No – these are my own personal views

Would you like to make a verbal submission?

No thanks

Which option do you prefer?

Option 1: keep the existing lower 60kmh speed limit

Tell us your reasons

A 73% Reduction in crashes speaks for it self.

Leave it at 60kmh.

The built up area/ businesses as you reach the Anglesea, Tristram and Bridge St is not where you want traffic travelling at 80k. You want a buffer zone where the are slowing down before the motorist get into town.

I dislike congestion but would rather have cars travelling at a slower speed than a 73% increase in crashes if the speed is increased to 80kmh.

Traffic used to travel at 80k plus as they reached the pak and save round about. That is a fact.

That is a recipe for disaster.

**Cobham Drive Speed Limit Reduction Submissions received
17 March - 30 April 2025**

Date submitted: Mar 20, 2025, 10:32 AM

Contribution ID: 3567

Name Matthew Cummings

Are you giving feedback on behalf of an organisation?

No – these are my own personal views

Would you like to make a verbal submission?

No thanks

Which option do you prefer?

Option 2: lift the speed limit back up to 80km/h

Tell us your reasons

I believe this lower speed limit is causing a massive increase in traffic, as well as people who have lived in Hamilton are used to the 80km speed limit and may not notice the new speed limit, increasing in speeding fines for people unaware. However I will argue the speed limit for the corner on and off the bridge over the Waikato River should be reduced, as I believe this is where I see most people have crashed or had a near miss by misjudging the corner

**Cobham Drive Speed Limit Reduction Submissions received
17 March - 30 April 2025**

Date submitted: Mar 20, 2025, 10:32 AM

Contribution ID: 3566

Name Kellyann Griffin

Are you giving feedback on behalf of an organisation?

No – these are my own personal views

Would you like to make a verbal submission?

No thanks

Which option do you prefer?

Option 2: lift the speed limit back up to 80km/h

Tell us your reasons

People are still doing 80 anyway.

**Cobham Drive Speed Limit Reduction Submissions received
17 March - 30 April 2025**

Date submitted: Mar 20, 2025, 10:28 AM

Contribution ID: 3565

Name Steve Cunningham

Are you giving feedback on behalf of an organisation?

No – these are my own personal views

Would you like to make a verbal submission?

No thanks

Which option do you prefer?

Option 2: lift the speed limit back up to 80km/h

Tell us your reasons

**Cobham Drive Speed Limit Reduction Submissions received
17 March - 30 April 2025**

Date submitted: Mar 20, 2025, 10:24 AM

Contribution ID: 3564

Name Sree

Are you giving feedback on behalf of an organisation?

No – these are my own personal views

Would you like to make a verbal submission?

No thanks

Which option do you prefer?

Option 1: keep the existing lower 60kmh speed limit

Tell us your reasons

Slowing down decreases accidental rates. However please increase police patrolling there to catch people who is still driving at 80 kmph

**Cobham Drive Speed Limit Reduction Submissions received
17 March - 30 April 2025**

Date submitted: Mar 20, 2025, 10:23 AM

Contribution ID: 3563

Name Stephen Donnelly

Are you giving feedback on behalf of an organisation?

No – these are my own personal views

Would you like to make a verbal submission?

No thanks

Which option do you prefer?

Option 1: keep the existing lower 60kmh speed limit

Tell us your reasons

This is a short road segment with a tight curve and prone to developing hidden queues, causing nose to tail accidents. The speed limit should remain at 60 to prevent unnecessary collisions and injuries, and improve safety for non-motor vehicle road users.

**Cobham Drive Speed Limit Reduction Submissions received
17 March - 30 April 2025**

Date submitted: Mar 20, 2025, 10:23 AM

Contribution ID: 3562

Name Thomas August

Are you giving feedback on behalf of an organisation?

No – these are my own personal views

Would you like to make a verbal submission?

No thanks

Which option do you prefer?

Option 2: lift the speed limit back up to 80km/h

Tell us your reasons

**Cobham Drive Speed Limit Reduction Submissions received
17 March - 30 April 2025**

Date submitted: Mar 20, 2025, 10:23 AM

Contribution ID: 3561

Name david benson

Are you giving feedback on behalf of an organisation?

No – these are my own personal views

Would you like to make a verbal submission?

No thanks

Which option do you prefer?

Option 1: keep the existing lower 60kmh speed limit

Tell us your reasons

Congestion and Garden's traffic

**Cobham Drive Speed Limit Reduction Submissions received
17 March - 30 April 2025**

Date submitted: Mar 20, 2025, 10:21 AM

Contribution ID: 3560

Name Jeff Adams

Are you giving feedback on behalf of an organisation?

No – these are my own personal views

Would you like to make a verbal submission?

No thanks

Which option do you prefer?

Tell us your reasons

I think that 80 is too high but 60 is too slow.

Just about every time I have used that road the traffic is naturally running at 70km/h which I think is the best compromise.

This will help keep the accident rates low- but reduces frustration.

**Cobham Drive Speed Limit Reduction Submissions received
17 March - 30 April 2025**

Date submitted: Mar 20, 2025, 10:20 AM

Contribution ID: 3559

Name Wylie Thomas-Bish

Are you giving feedback on behalf of an organisation?

No – these are my own personal views

Would you like to make a verbal submission?

No thanks

Which option do you prefer?

Option 1: keep the existing lower 60kmh speed limit

Tell us your reasons

60kph is safer

**Cobham Drive Speed Limit Reduction Submissions received
17 March - 30 April 2025**

Date submitted: Mar 20, 2025, 10:20 AM

Contribution ID: 3558

Name Helen boldingh

Are you giving feedback on behalf of an organisation?

No – these are my own personal views

Would you like to make a verbal submission?

No thanks

Which option do you prefer?

Option 2: lift the speed limit back up to 80km/h

Tell us your reasons

People travel faster than 60 now anyway. 80 enables better flow and worked well before

**Cobham Drive Speed Limit Reduction Submissions received
17 March - 30 April 2025**

Date submitted: Mar 20, 2025, 10:20 AM

Contribution ID: 3557

Name Neil L Bleaken

Are you giving feedback on behalf of an organisation?

No – these are my own personal views

Would you like to make a verbal submission?

No thanks

Which option do you prefer?

Option 1: keep the existing lower 60kmh speed limit

Tell us your reasons

I have enjoyed driving on this part of Cobham Drive since the speed limit was lowered to 60kmh. There are a couple of bends on this busy piece of road and part of it frequently floods. 60kmh feels safe and appropriate. Increasing the limit to 80 is unnecessary in my opinion. Such an increase would make the road less safe for an insignificantly shorter travel time.

**Cobham Drive Speed Limit Reduction Submissions received
17 March - 30 April 2025**

Date submitted: Mar 20, 2025, 10:17 AM

Contribution ID: 3556

Name Oskar Howell

Are you giving feedback on behalf of an organisation?

No – these are my own personal views

Would you like to make a verbal submission?

No thanks

Which option do you prefer?

Option 2: lift the speed limit back up to 80km/h

Tell us your reasons

Our ringroads in general are excellent. They're well-built, and aside from a corner or two, offer excellent visibility and opportunities to react to traffic and weather. The roads feel built for 80kmh.

There are opportunities to improve visibility on the particular corner before the archery course, such as cutting down the shrubbery in the centre barrier that obscures visibility on the blind corner.

I believe that the average car, with the average driver, at average traffic conditions, would not be a risk travelling at 80kmh down the road.

**Cobham Drive Speed Limit Reduction Submissions received
17 March - 30 April 2025**

Date submitted: Mar 20, 2025, 10:16 AM

Contribution ID: 3555

Name Julia Fisher

Are you giving feedback on behalf of an organisation?

No – these are my own personal views

Would you like to make a verbal submission?

No thanks

Which option do you prefer?

Option 1: keep the existing lower 60kmh speed limit

Tell us your reasons

The speed limit should stay at 60kms/hr. All the data support the 60km speed limit and cost analysis looks like changing this is not a good use of public funds with no real material benefit for the rate payers. This piece of road also intersects a beautiful strip of riverside and gully land that should be more peaceful and have slower traffic travelling through it. Speed increases mean drivers invariably go over the set speed limit and with that comes more noise, danger for walkers, and potential for accidents. The limit should definitely stay at 60kms and should never have been 80kms in the first place.

**Cobham Drive Speed Limit Reduction Submissions received
17 March - 30 April 2025**

Date submitted: Mar 20, 2025, 10:16 AM

Contribution ID: 3554

Name Jayson

Are you giving feedback on behalf of an organisation?

No – these are my own personal views

Would you like to make a verbal submission?

No thanks

Which option do you prefer?

Option 1: keep the existing lower 60kmh speed limit

Tell us your reasons

**Cobham Drive Speed Limit Reduction Submissions received
17 March - 30 April 2025**

Date submitted: Mar 20, 2025, 10:13 AM

Contribution ID: 3553

Name Vivek Velayudhan

Are you giving feedback on behalf of an organisation?

No – these are my own personal views

Would you like to make a verbal submission?

No thanks

Which option do you prefer?

Option 1: keep the existing lower 60kmh speed limit

Tell us your reasons

Its just a short stretch and if it has reduced number of accidents, lets keep it that way.

**Cobham Drive Speed Limit Reduction Submissions received
17 March - 30 April 2025**

Date submitted: Mar 20, 2025, 10:13 AM

Contribution ID: 3552

Name Cherie Sheehan

Are you giving feedback on behalf of an organisation?

No – these are my own personal views

Would you like to make a verbal submission?

No thanks

Which option do you prefer?

Option 2: lift the speed limit back up to 80km/h

Tell us your reasons

**Cobham Drive Speed Limit Reduction Submissions received
17 March - 30 April 2025**

Date submitted: Mar 20, 2025, 10:12 AM

Contribution ID: 3551

Name Kirsty lamberton

Are you giving feedback on behalf of an organisation?

No – these are my own personal views

Would you like to make a verbal submission?

No thanks

Which option do you prefer?

Option 2: lift the speed limit back up to 80km/h

Tell us your reasons

People are still doing this speed

**Cobham Drive Speed Limit Reduction Submissions received
17 March - 30 April 2025**

Date submitted: Mar 20, 2025, 10:12 AM

Contribution ID: 3550

Name Scott McGrath

Are you giving feedback on behalf of an organisation?

No – these are my own personal views

Would you like to make a verbal submission?

No thanks

Which option do you prefer?

Option 1: keep the existing lower 60kmh speed limit

Tell us your reasons

Changing again is wasted money, increasing the limit would save seconds over the cost of more wasted money spent on police response to crashes, and possibly even lives.

**Cobham Drive Speed Limit Reduction Submissions received
17 March - 30 April 2025**

Date submitted: Mar 20, 2025, 10:10 AM

Contribution ID: 3549

Name Pieter

Are you giving feedback on behalf of an organisation?

No – these are my own personal views

Would you like to make a verbal submission?

No thanks

Which option do you prefer?

Option 2: lift the speed limit back up to 80km/h

Tell us your reasons

The ring road system was built with the promise to provide road users (tax payers) with faster routes in and around Hamilton. Reducing the speeds down to 60 km/h has defeated the main purpose of these routes and in effect the promises made to road users (tax payers).

**Cobham Drive Speed Limit Reduction Submissions received
17 March - 30 April 2025**

Date submitted: Mar 20, 2025, 10:10 AM

Contribution ID: 3548

Name A Halliday

Are you giving feedback on behalf of an organisation?

No – these are my own personal views

Would you like to make a verbal submission?

No thanks

Which option do you prefer?

Option 2: lift the speed limit back up to 80km/h

Tell us your reasons

Because cars are already going over 60 and if you do go 60 cars tailgate you!

**Cobham Drive Speed Limit Reduction Submissions received
17 March - 30 April 2025**

Date submitted: Mar 20, 2025, 10:10 AM

Contribution ID: 3547

Name Grant irvine

Are you giving feedback on behalf of an organisation?

No – these are my own personal views

Would you like to make a verbal submission?

No thanks

Which option do you prefer?

Option 1: keep the existing lower 60kmh speed limit

Tell us your reasons

I think it should stay at 60kmh because along that part of the road there is quite a sharp right hand corner and when the traffic is busy if you were doing 80 you are less likely to be able to stop in a hurry.

**Cobham Drive Speed Limit Reduction Submissions received
17 March - 30 April 2025**

Date submitted: Mar 20, 2025, 10:10 AM

Contribution ID: 3546

Name Shona clifford

Are you giving feedback on behalf of an organisation?

No – these are my own personal views

Would you like to make a verbal submission?

No thanks

Which option do you prefer?

Option 2: lift the speed limit back up to 80km/h

Tell us your reasons

I can't see any data to support your figures for crashes on that part of Cobham Drive. It is a two laned road with no residential housing and the speed limit should reflect this.

**Cobham Drive Speed Limit Reduction Submissions received
17 March - 30 April 2025**

Date submitted: Mar 20, 2025, 10:09 AM

Contribution ID: 3545

Name Monique

Are you giving feedback on behalf of an organisation?

No – these are my own personal views

Would you like to make a verbal submission?

No thanks

Which option do you prefer?

Option 1: keep the existing lower 60kmh speed limit

Tell us your reasons

It can already be so hard to merge onto Cobham drive from the traffic lights, I can only imagine how many crashes an 80km/ph speed limit will cause. Please keep our roads safe, we already get every where we need to go with the safe speed limit we have now.

**Cobham Drive Speed Limit Reduction Submissions received
17 March - 30 April 2025**

Date submitted: Mar 20, 2025, 10:08 AM

Contribution ID: 3544

Name Richard Jeffcoat

Are you giving feedback on behalf of an organisation?

No – these are my own personal views

Would you like to make a verbal submission?

No thanks

Which option do you prefer?

Option 1: keep the existing lower 60kmh speed limit

Tell us your reasons

Because when it's 80kms people driving slowly causes a lot of difficult/frustration wheras at 60 most driving is calmer for everyone

**Cobham Drive Speed Limit Reduction Submissions received
17 March - 30 April 2025**

Date submitted: Mar 20, 2025, 10:06 AM

Contribution ID: 3543

Name David Cordiner

Are you giving feedback on behalf of an organisation?

No – these are my own personal views

Would you like to make a verbal submission?

No thanks

Which option do you prefer?

Option 1: keep the existing lower 60kmh speed limit

Tell us your reasons

As a regular user of this part of the roaming system, I notice that vehicles are regularly driving well above the 60 km anyway and feel that if the speed limit is raised to 80, the traffic will then travel closer to 100, increasing the risks, especially where the lanes merge.

**Cobham Drive Speed Limit Reduction Submissions received
17 March - 30 April 2025**

Date submitted: Mar 20, 2025, 10:06 AM

Contribution ID: 3542

Name Gary van Zijl

Are you giving feedback on behalf of an organisation?

No – these are my own personal views

Would you like to make a verbal submission?

No thanks

Which option do you prefer?

Option 1: keep the existing lower 60kmh speed limit

Tell us your reasons

Safety and reducing harm far outweighs the time savings. Based on some simple modelling, the time saved between the two speeds is at absolute maximum 16.5 seconds (difference of 20km/h across ~1.1km) - assuming zero time for acceleration, breaking, and zero traffic. Hard to factor those in, but I presume it would only reduce the saved time further, and I would suggest that saving (let's say generously) 10 seconds each way does not make up for the human cost of an accident, or the economic cost of delays from an accident if it does happen more frequently.

**Cobham Drive Speed Limit Reduction Submissions received
17 March - 30 April 2025**

Date submitted: Mar 20, 2025, 10:05 AM

Contribution ID: 3541

Name Jimmy Maslai

Are you giving feedback on behalf of an organisation?

No – these are my own personal views

Would you like to make a verbal submission?

No thanks

Which option do you prefer?

Option 2: lift the speed limit back up to 80km/h

Tell us your reasons

Reach destination earlier. If all drivers keep safety in mind crashes less likely to happen.

**Cobham Drive Speed Limit Reduction Submissions received
17 March - 30 April 2025**

Date submitted: Mar 20, 2025, 10:05 AM

Contribution ID: 3540

Name Keani

Are you giving feedback on behalf of an organisation?

No – these are my own personal views

Would you like to make a verbal submission?

No thanks

Which option do you prefer?

Option 2: lift the speed limit back up to 80km/h

Tell us your reasons

Gets me where I want to go faster with a faster speed limit

**Cobham Drive Speed Limit Reduction Submissions received
17 March - 30 April 2025**

Date submitted: Mar 20, 2025, 10:05 AM

Contribution ID: 3539

Name Heidi

Are you giving feedback on behalf of an organisation?

No – these are my own personal views

Would you like to make a verbal submission?

No thanks

Which option do you prefer?

Option 2: lift the speed limit back up to 80km/h

Tell us your reasons

**Cobham Drive Speed Limit Reduction Submissions received
17 March - 30 April 2025**

Date submitted: Mar 20, 2025, 10:04 AM

Contribution ID: 3538

Name James Nixon

Are you giving feedback on behalf of an organisation?

No – these are my own personal views

Would you like to make a verbal submission?

No thanks

Which option do you prefer?

Option 2: lift the speed limit back up to 80km/h

Tell us your reasons

Most vehicles do 80km/hr regardless of the current 60km/hr speed limit.

The consultation from HCC is very biased. HCC should be presenting facts and allowing their constituents to decide, not overtly pushing your own agenda. Your job is to listen to your ratepayers.

**Cobham Drive Speed Limit Reduction Submissions received
17 March - 30 April 2025**

Date submitted: Mar 20, 2025, 10:03 AM

Contribution ID: 3537

Name Amanda Bowater

Are you giving feedback on behalf of an organisation?

No – these are my own personal views

Would you like to make a verbal submission?

No thanks

Which option do you prefer?

Option 1: keep the existing lower 60kmh speed limit

Tell us your reasons

If the data shows less crashes at the reduced speed. It needs to stay at 60

**Cobham Drive Speed Limit Reduction Submissions received
17 March - 30 April 2025**

Date submitted: Mar 20, 2025, 10:02 AM

Contribution ID: 3536

Name Anne Mitton

Are you giving feedback on behalf of an organisation?

No – these are my own personal views

Would you like to make a verbal submission?

No thanks

Which option do you prefer?

Option 2: lift the speed limit back up to 80km/h

Tell us your reasons

Every car still seems to do the 80km anyhow

**Cobham Drive Speed Limit Reduction Submissions received
17 March - 30 April 2025**

Date submitted: Mar 20, 2025, 10:00 AM

Contribution ID: 3535

Name Kelly Stokes

Are you giving feedback on behalf of an organisation?

No – these are my own personal views

Would you like to make a verbal submission?

No thanks

Which option do you prefer?

Option 1: keep the existing lower 60kmh speed limit

Tell us your reasons

At the previous speed limit of 80kmh, there were many close calls at the merging area. Drivers also struggled to change lanes, and vehicles had to hard brake to slow down for the Tristram/Anzac/PaknSave roundabout. At the existing speed limit of 60, it is easier to merge, easier to change lanes, and easier to slow down for the roundabout. There is less crazy driver behaviour of weaving between lanes, and generally a safer experience for all.

**Cobham Drive Speed Limit Reduction Submissions received
17 March - 30 April 2025**

Date submitted: Mar 20, 2025, 10:00 AM

Contribution ID: 3534

Name Annie Liya Malppan Paul

Are you giving feedback on behalf of an organisation?

No – these are my own personal views

Would you like to make a verbal submission?

No thanks

Which option do you prefer?

Option 1: keep the existing lower 60kmh speed limit

Tell us your reasons

Safety

**Cobham Drive Speed Limit Reduction Submissions received
17 March - 30 April 2025**

Date submitted: Mar 20, 2025, 09:59 AM

Contribution ID: 3533

Name Sandy Wilson

Are you giving feedback on behalf of an organisation?

No – these are my own personal views

Would you like to make a verbal submission?

No thanks

Which option do you prefer?

Option 1: keep the existing lower 60kmh speed limit

Tell us your reasons

I think keeping this part at 60km is good but from Normandy Ave to Howell Ave should be raised back to 80km as no one and I mean on one drives at 60 and 50km there even though there are signs. I drive this route every day at 60km and I'm sick of having cars behind me tooting at me and travelling right up behind me because I'm doing the speed limit and they want to do 80km. The road was 80km before the new speed limit was put in place and can easily handle that speed

**Cobham Drive Speed Limit Reduction Submissions received
17 March - 30 April 2025**

Date submitted: Mar 20, 2025, 09:59 AM

Contribution ID: 3532

Name Desiree Burborough

Are you giving feedback on behalf of an organisation?

No – these are my own personal views

Would you like to make a verbal submission?

No thanks

Which option do you prefer?

Option 1: keep the existing lower 60kmh speed limit

Tell us your reasons

It is a short section of road that doesn't need to be 80km/h. I regularly bike along here and there are sections of the Te Awa path that are close to the road. If a vehicle was to lose control, people walking and biking along the path would be at serious risk of injury or death.

**Cobham Drive Speed Limit Reduction Submissions received
17 March - 30 April 2025**

Date submitted: Mar 20, 2025, 09:59 AM

Contribution ID: 3531

Name Stuart Roberts

Are you giving feedback on behalf of an organisation?

No – these are my own personal views

Would you like to make a verbal submission?

No thanks

Which option do you prefer?

Option 1: keep the existing lower 60kmh speed limit

Tell us your reasons

A speed limit of 60 km/h is appropriate, especially with the buildup of traffic heading into town. It allows drivers enough time to stop safely if traffic slows or comes to a halt. Increasing the speed by 20 km/h would significantly extend the stopping distance, making sudden stops more challenging.

**Cobham Drive Speed Limit Reduction Submissions received
17 March - 30 April 2025**

Date submitted: Mar 20, 2025, 09:57 AM

Contribution ID: 3530

Name Kelly

Are you giving feedback on behalf of an organisation?

No – these are my own personal views

Would you like to make a verbal submission?

No thanks

Which option do you prefer?

Option 1: keep the existing lower 60kmh speed limit

Tell us your reasons

The road section is quite windy & can often have traffic backed-up. Has felt less manic along that stretch since dropping to 60. Some drivers already go too fast (more than the 60k) so lifting to 80 will likely cause even faster speeds.

**Cobham Drive Speed Limit Reduction Submissions received
17 March - 30 April 2025**

Date submitted: Mar 20, 2025, 09:57 AM

Contribution ID: 3529

Name Kathryn Duggan

Are you giving feedback on behalf of an organisation?

No – these are my own personal views

Would you like to make a verbal submission?

No thanks

Which option do you prefer?

Option 1: keep the existing lower 60kmh speed limit

Tell us your reasons

It is a short stretch of road between other 50/60 km/h stretches. It is hard to see around the sweeping corners. Any reduction in travel time caused by an increased speed limit will be negligible, whereas the reduction in the likelihood of a crash and the harm caused if there is a crash (not to mention the disruption caused to travel times!!) through maintaining the 60km/h limit is significant. Thank you for valuing the wellbeing of our communities

**Cobham Drive Speed Limit Reduction Submissions received
17 March - 30 April 2025**

Date submitted: Mar 20, 2025, 09:57 AM

Contribution ID: 3528

Name Trevor Sycamore

Are you giving feedback on behalf of an organisation?

No – these are my own personal views

Would you like to make a verbal submission?

No thanks

Which option do you prefer?

Tell us your reasons

Lift the speed limit back up to 80 km/h and keep the existing lower 60 km/h at the “Hidden Queue “ sign up to the intersection.

**Cobham Drive Speed Limit Reduction Submissions received
17 March - 30 April 2025**

Date submitted: Mar 20, 2025, 09:56 AM

Contribution ID: 3527

Name Karen Peart

Are you giving feedback on behalf of an organisation?

No – these are my own personal views

Would you like to make a verbal submission?

No thanks

Which option do you prefer?

Option 2: lift the speed limit back up to 80km/h

Tell us your reasons

Cobham Drive is a 4 lane divided road ,it is completely suitable for the original 80km/h speed limit. This speed limit is not supported by the majority of drivers, including observations of Police Officers who do not abide by the unsuitable 60km/h speed limit. As a ratepayer I do not support council wasting money on this proposal

**Cobham Drive Speed Limit Reduction Submissions received
17 March - 30 April 2025**

Date submitted: Mar 20, 2025, 09:56 AM

Contribution ID: 3526

Name Jacob Pilkington

Are you giving feedback on behalf of an organisation?

No – these are my own personal views

Would you like to make a verbal submission?

No thanks

Which option do you prefer?

Option 2: lift the speed limit back up to 80km/h

Tell us your reasons

As per the data supplied on this website, there has been one fatal crash since the speed limit was lowered, but no fatal crashes in the same time period before the speed was lowered. There were also no fatal crashes in the previous 5 years before the speed limit was lowered. This shows that the lower speed limit is actually more dangerous for users, possibly due to inattention / boredom and more overtaking. The estimated modelling provided looks to be either incorrect, or based off irrelevant other data. The estimated time impact is also incorrect at 0.05 seconds - 60 to 80 km/h over 1km is 15.00 seconds difference per vehicle, or slightly less if starting from a standstill at the traffic lights. Therefore, I vote we lift the speed limit for safety, as well as for efficiency.

Please see attached.

Need and current changes	and Normandy Avenue
Existing speed limit	60km/h
Speed limit required by the Transitional Provisions	80km/h
Proposed speed limit	60km/h
Street category (Speed Limits Rule 2024)	Urban Connector
Distance	1.17km
Crashes before the speed limit was lowered (1 year 7 months) 19/11/2021 - 19/06/2023	One serious crash Three minor injury crashes 11 non-injury crashes
Crashes since the speed limit was lowered (1 year 7 months) 20/06/2023 - 21/01/2025	One fatal crash Two minor injury crashes One non-injury crash
Crashes five years prior to the speed limit being lowered 19/06/2018 - 19/06/2023	Four serious crashes Seven minor injury crashes 42 non-injury crashes
Estimated change in number and severity of crashes - average over five years if the speed limit is raised 30/06/2025 - 30/06/2030	Fatal crashes = + 0.5 Serious injury crashes = +1 Minor injury crashes = +4.5 Non-injury crashes = +17
Current mean operating speed	62 km/h
Estimated impact per vehicle (seconds/ vehicle) if speed limit is raised	0.05 seconds per vehicle
Estimated collective impact based on average annual daily traffic volumes (AADT)	12,551 hours per year over 8.395 million vehicle movements (23,000 AADT)
Costs to implement the change including consultation and installation	\$10,000 for consultation and reporting \$0 for signage and roadmarking if existing speed limit remains \$20,000 for signage and roadmarking if the speed limit changes

Safe and efficient access

**Cobham Drive Speed Limit Reduction Submissions received
17 March - 30 April 2025**

Date submitted: Mar 20, 2025, 09:55 AM

Contribution ID: 3525

Name Justin Connolly

Are you giving feedback on behalf of an organisation?

No – these are my own personal views

Would you like to make a verbal submission?

No thanks

Which option do you prefer?

Option 1: keep the existing lower 60kmh speed limit

Tell us your reasons

I have found the 60km far safer when regularly driving through there. Given the number of blind corners/spots on the curve this feel much safer and it doesn't make any difference to overall travel times!

**Cobham Drive Speed Limit Reduction Submissions received
17 March - 30 April 2025**

Date submitted: Mar 20, 2025, 09:54 AM

Contribution ID: 3524

Name Tracey Taylor

Are you giving feedback on behalf of an organisation?

No – these are my own personal views

Would you like to make a verbal submission?

No thanks

Which option do you prefer?

Option 1: keep the existing lower 60kmh speed limit

Tell us your reasons

Absolutely ridiculous to have a small portion of road increased. There is already is a problem with merging traffic from Normandy Ave without putting it back to 80. If the reduction in accidents is already proven, then why change it back.

**Cobham Drive Speed Limit Reduction Submissions received
17 March - 30 April 2025**

Date submitted: Mar 20, 2025, 09:52 AM

Contribution ID: 3523

Name Katherine Hay

Are you giving feedback on behalf of an organisation?

No – these are my own personal views

Would you like to make a verbal submission?

No thanks

Which option do you prefer?

Option 1: keep the existing lower 60kmh speed limit

Tell us your reasons

I use this road frequently and see no advantage in raising the speed limit and if the accident rate has decreased since 2023 that is a good reason not to raise it. And \$20,000 are saved.

**Cobham Drive Speed Limit Reduction Submissions received
17 March - 30 April 2025**

Date submitted: Mar 20, 2025, 09:52 AM

Contribution ID: 3522

Name Rebekah

Are you giving feedback on behalf of an organisation?

No – these are my own personal views

Would you like to make a verbal submission?

No thanks

Which option do you prefer?

Option 2: lift the speed limit back up to 80km/h

Tell us your reasons

I don't think the speed limit needed to be lowered to 60km in the first place. Now I've noticed that you have people travelling anywhere from 60-90km which makes it more dangerous than it originally was

**Cobham Drive Speed Limit Reduction Submissions received
17 March - 30 April 2025**

Date submitted: Mar 20, 2025, 09:48 AM

Contribution ID: 3521

Name Paul Martin

Are you giving feedback on behalf of an organisation?

No – these are my own personal views

Would you like to make a verbal submission?

Yes, I would like to speak to Elected Members

Which option do you prefer?

Tell us your reasons

**Cobham Drive Speed Limit Reduction Submissions received
17 March - 30 April 2025**

Date submitted: Mar 20, 2025, 09:47 AM

Contribution ID: 3520

Name Jason Buckley

Are you giving feedback on behalf of an organisation?

No – these are my own personal views

Would you like to make a verbal submission?

No thanks

Which option do you prefer?

Option 2: lift the speed limit back up to 80km/h

Tell us your reasons

It's a double lane road separated by a large garden between opposing traffic lanes. It was built as an higher speed connecting route. It also connects to higher speed sections on both parts of the Normandy Avenue end, therefore keeping the speed limit lower would merely cause bottlenecks and frustration. I would go as far as to say it will cause more accidents keeping the speed lower, than if it was increased back to 80kph.

**Cobham Drive Speed Limit Reduction Submissions received
17 March - 30 April 2025**

Date submitted: Mar 20, 2025, 09:46 AM

Contribution ID: 3519

Name Elaine Khoo

Are you giving feedback on behalf of an organisation?

No – these are my own personal views

Would you like to make a verbal submission?

No thanks

Which option do you prefer?

Option 2: lift the speed limit back up to 80km/h

Tell us your reasons

I support lifting the speed limit to 80km. What's the point of having a state highway but we can't move efficiently and effectively through. It was a disappointment when the speed limit was reduced in the first place. It is not so much the matter of the speed but more education for drivers that need to be reinforced to drive safely. Lift the speed limit so that the roads can do what they are meant to do- to provide an efficient network of transportation. Reinforce driver training and vehicle checks instead.

**Cobham Drive Speed Limit Reduction Submissions received
17 March - 30 April 2025**

Date submitted: Mar 20, 2025, 09:46 AM

Contribution ID: 3518

Name Shirley Goff

Are you giving feedback on behalf of an organisation?

No – these are my own personal views

Would you like to make a verbal submission?

No thanks

Which option do you prefer?

Option 1: keep the existing lower 60kmh speed limit

Tell us your reasons

As a motorist frequenting this road, I notice that around the Gardens, there are often pedestrians and cyclists who also need to be considered for safety !!

Please leave it at 60kph.

**Cobham Drive Speed Limit Reduction Submissions received
17 March - 30 April 2025**

Date submitted: Mar 20, 2025, 09:44 AM

Contribution ID: 3517

Name Caleb Currie

Are you giving feedback on behalf of an organisation?

No – these are my own personal views

Would you like to make a verbal submission?

No thanks

Which option do you prefer?

Option 1: keep the existing lower 60kmh speed limit

Tell us your reasons

80 is too fast for how bendy and blind that road section is

**Cobham Drive Speed Limit Reduction Submissions received
17 March - 30 April 2025**

Date submitted: Mar 20, 2025, 09:44 AM

Contribution ID: 3516

Name Jess

Are you giving feedback on behalf of an organisation?

No – these are my own personal views

Would you like to make a verbal submission?

Yes, I would like to speak to Elected Members

Which option do you prefer?

Option 1: keep the existing lower 60kmh speed limit

Tell us your reasons

It works, why change something, there are more cars using it and I think lifting it to 80 will just increase the number of accidents

**Cobham Drive Speed Limit Reduction Submissions received
17 March - 30 April 2025**

Date submitted: Mar 20, 2025, 09:44 AM

Contribution ID: 3515

Name Jacob

Are you giving feedback on behalf of an organisation?

No – these are my own personal views

Would you like to make a verbal submission?

No thanks

Which option do you prefer?

Option 2: lift the speed limit back up to 80km/h

Tell us your reasons

It is a road designed to get people from A to B. It doesn't have any driveways or streets coming off it, so there is no risk of drivers that are turning into the traffic. It is literally a slower expressway.

**Cobham Drive Speed Limit Reduction Submissions received
17 March - 30 April 2025**

Date submitted: Mar 20, 2025, 09:44 AM

Contribution ID: 3514

Name Gary Cavaney

Are you giving feedback on behalf of an organisation?

No – these are my own personal views

Would you like to make a verbal submission?

No thanks

Which option do you prefer?

Option 2: lift the speed limit back up to 80km/h

Tell us your reasons

**Cobham Drive Speed Limit Reduction Submissions received
17 March - 30 April 2025**

Date submitted: Mar 20, 2025, 09:43 AM

Contribution ID: 3513

Name Rebecca Donne

Are you giving feedback on behalf of an organisation?

No – these are my own personal views

Would you like to make a verbal submission?

No thanks

Which option do you prefer?

Option 1: keep the existing lower 60kmh speed limit

Tell us your reasons

I support the lower speed limit for safety reasons. However if other sections of this road revert back to 80km/h as a result of NZTA's consultation I would support increasing this section as well. A consistent speed limit on the whole road is preferable as it is confusing for motorists to have frequent speed limit changes on the same stretch of road. This already occurs on Cobham Dr where the speed limit is 50km/h in some places and 60km/h in others.

**Cobham Drive Speed Limit Reduction Submissions received
17 March - 30 April 2025**

Date submitted: Mar 20, 2025, 09:43 AM

Contribution ID: 3512

Name Lyndsay Gallagher

Are you giving feedback on behalf of an organisation?

No – these are my own personal views

Would you like to make a verbal submission?

No thanks

Which option do you prefer?

Option 2: lift the speed limit back up to 80km/h

Tell us your reasons

60km is way to slow, if anything police the drivers that are causing the problem's..!

**Cobham Drive Speed Limit Reduction Submissions received
17 March - 30 April 2025**

Date submitted: Mar 20, 2025, 09:42 AM

Contribution ID: 3511

Name Tama-Tu Mikaere-MacLeod

Are you giving feedback on behalf of an organisation?

No – these are my own personal views

Would you like to make a verbal submission?

No thanks

Which option do you prefer?

Option 1: keep the existing lower 60kmh speed limit

Tell us your reasons

Increasing speed limits will cost more.

Not only in money but in injury, deaths, hurting people which is proven from the lower speed.

Do not change the speed to higher speeds.

**Cobham Drive Speed Limit Reduction Submissions received
17 March - 30 April 2025**

Date submitted: Mar 20, 2025, 09:40 AM

Contribution ID: 3510

Name Carl Briggs

Are you giving feedback on behalf of an organisation?

No – these are my own personal views

Would you like to make a verbal submission?

No thanks

Which option do you prefer?

Option 1: keep the existing lower 60kmh speed limit

Tell us your reasons

I go to pak n save Clarence street regularly as it is traffic goes quite fast through the roundabout on to tristam street, I feel it's already hard getting out of pak n save. Increaseing the speed will no doubt make this harder and cause more accidents

**Cobham Drive Speed Limit Reduction Submissions received
17 March - 30 April 2025**

Date submitted: Mar 20, 2025, 09:40 AM

Contribution ID: 3509

Name Kevin Davies

Are you giving feedback on behalf of an organisation?

No – these are my own personal views

Would you like to make a verbal submission?

No thanks

Which option do you prefer?

Option 2: lift the speed limit back up to 80km/h

Tell us your reasons

This is a dual lane separated highway that can easily and safely handle the 80km/h speed limit. I am concerned with the very one sided information that is provided by council to support their position, this is disengenous and more is expected! 76% reduction is crashes? Please provide more details. My guess is that this is a very misleading statistic. Change the speed back to the more reasonable 80km/h.

**Cobham Drive Speed Limit Reduction Submissions received
17 March - 30 April 2025**

Date submitted: Mar 20, 2025, 09:38 AM

Contribution ID: 3508

Name Patrick Somervell

Are you giving feedback on behalf of an organisation?

No – these are my own personal views

Would you like to make a verbal submission?

No thanks

Which option do you prefer?

Option 1: keep the existing lower 60kmh speed limit

Tell us your reasons

Keeps the same speed limit from Hillcrest through to town

**Cobham Drive Speed Limit Reduction Submissions received
17 March - 30 April 2025**

Date submitted: Mar 20, 2025, 09:38 AM

Contribution ID: 3507

Name Heather Rees

Are you giving feedback on behalf of an organisation?

No – these are my own personal views

Would you like to make a verbal submission?

No thanks

Which option do you prefer?

Option 1: keep the existing lower 60kmh speed limit

Tell us your reasons

This section of road, from the traffic lights to the roundabout is short therefore 60kph should remain. Any time saved on this short distance will be lost at the roundabout and/or the traffic lights. I object to raising it to 80kph and having to make new signage at a cost of thousands of dollars. Safety first!

**Cobham Drive Speed Limit Reduction Submissions received
17 March - 30 April 2025**

Date submitted: Mar 20, 2025, 09:38 AM

Contribution ID: 3506

Name Steven Rafe

Are you giving feedback on behalf of an organisation?

No – these are my own personal views

Would you like to make a verbal submission?

No thanks

Which option do you prefer?

Option 1: keep the existing lower 60kmh speed limit

Tell us your reasons

**Cobham Drive Speed Limit Reduction Submissions received
17 March - 30 April 2025**

Date submitted: Mar 20, 2025, 09:38 AM

Contribution ID: 3505

Name Nick

Are you giving feedback on behalf of an organisation?

No – these are my own personal views

Would you like to make a verbal submission?

No thanks

Which option do you prefer?

Option 2: lift the speed limit back up to 80km/h

Tell us your reasons

**Cobham Drive Speed Limit Reduction Submissions received
17 March - 30 April 2025**

Date submitted: Mar 20, 2025, 09:37 AM

Contribution ID: 3504

Name Mel

Are you giving feedback on behalf of an organisation?

No – these are my own personal views

Would you like to make a verbal submission?

No thanks

Which option do you prefer?

Option 2: lift the speed limit back up to 80km/h

Tell us your reasons

You still have people traveling 80kms and then you have others traveling 50kms. Make it 80kms again.

**Cobham Drive Speed Limit Reduction Submissions received
17 March - 30 April 2025**

Date submitted: Mar 20, 2025, 09:37 AM

Contribution ID: 3503

Name Hayden

Are you giving feedback on behalf of an organisation?

No – these are my own personal views

Would you like to make a verbal submission?

No thanks

Which option do you prefer?

Option 2: lift the speed limit back up to 80km/h

Tell us your reasons

I travel on this section on Cobham drive every day. Traffic already goes 80km/h. The speed limit should reflect this.

**Cobham Drive Speed Limit Reduction Submissions received
17 March - 30 April 2025**

Date submitted: Mar 20, 2025, 09:36 AM

Contribution ID: 3502

Name Caleb Callagher

Are you giving feedback on behalf of an organisation?

No – these are my own personal views

Would you like to make a verbal submission?

No thanks

Which option do you prefer?

Option 2: lift the speed limit back up to 80km/h

Tell us your reasons

You say it costs 20k to put new signs up.

Just use the original ones I'll put them up for free,

Has anyone died on this road?

Have you tried increasing the difficulty of licencing so people are better at driving?

Every single crash is on the corner that floods when it rains.... Fix your dam drains

I also see you want my ethnicity, I guess if I'm maori my views will be taken into consideration a lot more because hcc is more concerned about it's woke status than it's job to keep Hamilton a functional city for people to work and live in

**Cobham Drive Speed Limit Reduction Submissions received
17 March - 30 April 2025**

Date submitted: Mar 20, 2025, 09:36 AM

Contribution ID: 3501

Name Sam

Are you giving feedback on behalf of an organisation?

No – these are my own personal views

Would you like to make a verbal submission?

No thanks

Which option do you prefer?

Option 1: keep the existing lower 60kmh speed limit

Tell us your reasons

That stretch of road is 1.2km long. Travelling at 60kmh it will take 1m12s. At 80kmh it will take 54 seconds. I do not believe it is reasonable to increase accident risk to save a maximum of 18s of travel time, especially on that road where there are intersections and roundabouts already slowing the flow of traffic, and regular bottlenecks caused by those intersections anyway. Leave 18s earlier and save accident cost and productivity loss.

**Cobham Drive Speed Limit Reduction Submissions received
17 March - 30 April 2025**

Date submitted: Mar 20, 2025, 09:35 AM

Contribution ID: 3500

Name Milwyn Rees

Are you giving feedback on behalf of an organisation?

No – these are my own personal views

Would you like to make a verbal submission?

No thanks

Which option do you prefer?

Option 1: keep the existing lower 60kmh speed limit

Tell us your reasons

I object to a 73% increase in crash injuries in order to save 20 seconds in my journey time.

**Cobham Drive Speed Limit Reduction Submissions received
17 March - 30 April 2025**

Date submitted: Mar 20, 2025, 09:34 AM

Contribution ID: 3499

Name S Evans

Are you giving feedback on behalf of an organisation?

No – these are my own personal views

Would you like to make a verbal submission?

No thanks

Which option do you prefer?

Option 1: keep the existing lower 60kmh speed limit

Tell us your reasons

Keep the speed limit lowered. It's safer and the public health system in its current state doesn't need extra pressure either. If it takes an extra minute on the drive, so be it.

**Cobham Drive Speed Limit Reduction Submissions received
17 March - 30 April 2025**

Date submitted: Mar 20, 2025, 09:34 AM

Contribution ID: 3498

Name Stuart Braddick

Are you giving feedback on behalf of an organisation?

No – these are my own personal views

Would you like to make a verbal submission?

No thanks

Which option do you prefer?

Option 2: lift the speed limit back up to 80km/h

Tell us your reasons

Because we need to be able to travel at a speed that allows people to go about their lives. Goodbye nanny state. BTW the 60kph limit on and around the new Peacockes Bridge is beyond ridiculous.

**Cobham Drive Speed Limit Reduction Submissions received
17 March - 30 April 2025**

Date submitted: Mar 20, 2025, 09:33 AM

Contribution ID: 3497

Name Marina Jellyman

Are you giving feedback on behalf of an organisation?

No – these are my own personal views

Would you like to make a verbal submission?

No thanks

Which option do you prefer?

Option 1: keep the existing lower 60kmh speed limit

Tell us your reasons

Safer journey along that section of road

**Cobham Drive Speed Limit Reduction Submissions received
17 March - 30 April 2025**

Date submitted: Mar 20, 2025, 09:32 AM

Contribution ID: 3496

Name Martin D Page

Are you giving feedback on behalf of an organisation?

No – these are my own personal views

Would you like to make a verbal submission?

No thanks

Which option do you prefer?

Option 1: keep the existing lower 60kmh speed limit

Tell us your reasons

I've experienced driving on that section under both speed limits and my preference is firmly with what it is presently. Since it changed to 60km it's become a more relaxed experience with less pressure. The impacts of speed can be witnessed in both directions. Coming towards the city and the roundabout at Tristram St there's a flow in effect where speed through there makes navigating the roundabout much more difficult, especially for those entering and exiting the supermarket. Speed in this instance narrows the margin for error and puts unreasonable pressure on less confident drivers. Equally, in the opposite direction, the same applies, as driver's rarely keep to the recommended limit, making it hazardous with rapid lane changing. It's particularly difficult entering from Hillsborough Terrace. In my opinion the amount of time saved by added sorted is relative when compared to the increased intensity. The statistics speak for themselves.

**Cobham Drive Speed Limit Reduction Submissions received
17 March - 30 April 2025**

Date submitted: Mar 20, 2025, 09:32 AM

Contribution ID: 3495

Name Bruno Lisignoli

Are you giving feedback on behalf of an organisation?

No – these are my own personal views

Would you like to make a verbal submission?

No thanks

Which option do you prefer?

Option 1: keep the existing lower 60kmh speed limit

Tell us your reasons

No need to increase speed limit because stats show that the number of crashes has lowered meaning a safer road for all.

**Cobham Drive Speed Limit Reduction Submissions received
17 March - 30 April 2025**

Date submitted: Mar 20, 2025, 09:31 AM

Contribution ID: 3494

Name Jaco

Are you giving feedback on behalf of an organisation?

No – these are my own personal views

Would you like to make a verbal submission?

No thanks

Which option do you prefer?

Option 1: keep the existing lower 60kmh speed limit

Tell us your reasons

People seem to drive more carefully with the lower speed. Previously people would speed up there, often over 80.

**Cobham Drive Speed Limit Reduction Submissions received
17 March - 30 April 2025**

Date submitted: Mar 20, 2025, 09:31 AM

Contribution ID: 3493

Name Angela King

Are you giving feedback on behalf of an organisation?

No – these are my own personal views

Would you like to make a verbal submission?

No thanks

Which option do you prefer?

Option 1: keep the existing lower 60kmh speed limit

Tell us your reasons

Facts- there has been less accidents since the speed change to 60km hr, it's been great.

The blind corner heading Into the city and when it's peak traffic 80km is way too fast. Merging Into traffic on cobham drive is unsafe at 80km.

And the cost of having to do signage.

**Cobham Drive Speed Limit Reduction Submissions received
17 March - 30 April 2025**

Date submitted: Mar 20, 2025, 09:31 AM

Contribution ID: 3492

Name Matt Waswo

Are you giving feedback on behalf of an organisation?

No – these are my own personal views

Would you like to make a verbal submission?

No thanks

Which option do you prefer?

Option 1: keep the existing lower 60kmh speed limit

Tell us your reasons

The reduction in crashes since lowering the speed limit should be enough reason for anyone to keep the speed limit at 60 km/h through this section.

Over the distance of this road there will be no noticeable improvement in travel times by increasing the speed limit.

**Cobham Drive Speed Limit Reduction Submissions received
17 March - 30 April 2025**

Date submitted: Mar 20, 2025, 09:30 AM

Contribution ID: 3491

Name Pip Oatham

Are you giving feedback on behalf of an organisation?

No – these are my own personal views

Would you like to make a verbal submission?

No thanks

Which option do you prefer?

Option 1: keep the existing lower 60kmh speed limit

Tell us your reasons

It is such a short piece of road and the feeder roads are either 60 or 50. Doesn't make sense to increase it again. Keep it safe.

**Cobham Drive Speed Limit Reduction Submissions received
17 March - 30 April 2025**

Date submitted: Mar 20, 2025, 09:29 AM

Contribution ID: 3490

Name James Buckle

Are you giving feedback on behalf of an organisation?

No – these are my own personal views

Would you like to make a verbal submission?

No thanks

Which option do you prefer?

Option 1: keep the existing lower 60kmh speed limit

Tell us your reasons

The speed reduction helps with road safety and does not materially change the time taken to travel through that area.

**Cobham Drive Speed Limit Reduction Submissions received
17 March - 30 April 2025**

Date submitted: Mar 20, 2025, 09:28 AM

Contribution ID: 3489

Name Rebecca Dunsdon

Are you giving feedback on behalf of an organisation?

No – these are my own personal views

Would you like to make a verbal submission?

No thanks

Which option do you prefer?

Option 1: keep the existing lower 60kmh speed limit

Tell us your reasons

Lower speed limits are proven to save lives. I 100% support this.

**Cobham Drive Speed Limit Reduction Submissions received
17 March - 30 April 2025**

Date submitted: Mar 20, 2025, 09:27 AM

Contribution ID: 3488

Name DavidJones

Are you giving feedback on behalf of an organisation?

No – these are my own personal views

Would you like to make a verbal submission?

No thanks

Which option do you prefer?

Option 1: keep the existing lower 60kmh speed limit

Tell us your reasons

Cobham drive. Is a busy road. Is dangerous when wet the lower speed limit is a safer option drivers still drive faster than . The speed limit anyway increasing it would mean they drive faster than 80 k

**Cobham Drive Speed Limit Reduction Submissions received
17 March - 30 April 2025**

Date submitted: Mar 20, 2025, 09:27 AM

Contribution ID: 3487

Name Katharine Adam

Are you giving feedback on behalf of an organisation?

No – these are my own personal views

Would you like to make a verbal submission?

No thanks

Which option do you prefer?

Option 1: keep the existing lower 60kmh speed limit

Tell us your reasons

This seems to be working well. It is not possible to do 80 along here a lot of the time anyway. The area often has hidden cues that make a 60k limit more appropriate.

**Cobham Drive Speed Limit Reduction Submissions received
17 March - 30 April 2025**

Date submitted: Mar 20, 2025, 09:27 AM

Contribution ID: 3486

Name Rakhi Sharma

Are you giving feedback on behalf of an organisation?

No – these are my own personal views

Would you like to make a verbal submission?

No thanks

Which option do you prefer?

Option 1: keep the existing lower 60kmh speed limit

Tell us your reasons

Safety first

It's a busy junction and lesser speed makes it safer

**Cobham Drive Speed Limit Reduction Submissions received
17 March - 30 April 2025**

Date submitted: Mar 20, 2025, 09:27 AM

Contribution ID: 3485

Name Chloe

Are you giving feedback on behalf of an organisation?

No – these are my own personal views

Would you like to make a verbal submission?

No thanks

Which option do you prefer?

Option 2: lift the speed limit back up to 80km/h

Tell us your reasons

Nobody goes 60kmh

**Cobham Drive Speed Limit Reduction Submissions received
17 March - 30 April 2025**

Date submitted: Mar 20, 2025, 09:27 AM

Contribution ID: 3484

Name Vivek

Are you giving feedback on behalf of an organisation?

No – these are my own personal views

Would you like to make a verbal submission?

No thanks

Which option do you prefer?

Option 2: lift the speed limit back up to 80km/h

Tell us your reasons

There's no use keeping it at 60 km/hr. 80% of the cars are still going at 80km/hr or more as if they don't care about it. So please make it an 80km/hr zone so those who follow the rules don't look like fools.

**Cobham Drive Speed Limit Reduction Submissions received
17 March - 30 April 2025**

Date submitted: Mar 20, 2025, 09:25 AM

Contribution ID: 3483

Name Trevor hills

Are you giving feedback on behalf of an organisation?

No – these are my own personal views

Would you like to make a verbal submission?

No thanks

Which option do you prefer?

Option 1: keep the existing lower 60kmh speed limit

Tell us your reasons

Stats show it to be safer. Making a expensive change that increases the risk to road users for ideological reasons is nonsensical.

**Cobham Drive Speed Limit Reduction Submissions received
17 March - 30 April 2025**

Date submitted: Mar 20, 2025, 09:24 AM

Contribution ID: 3482

Name Burnie McGrath

Are you giving feedback on behalf of an organisation?

No – these are my own personal views

Would you like to make a verbal submission?

No thanks

Which option do you prefer?

Option 1: keep the existing lower 60kmh speed limit

Tell us your reasons

The 73% lower crash rate is really all that matters. 80km/h would be convenient but safety should be out first.

**Cobham Drive Speed Limit Reduction Submissions received
17 March - 30 April 2025**

Date submitted: Mar 20, 2025, 09:24 AM

Contribution ID: 3481

Name Fiona Nicol

Are you giving feedback on behalf of an organisation?

No – these are my own personal views

Would you like to make a verbal submission?

No thanks

Which option do you prefer?

Option 2: lift the speed limit back up to 80km/h

Tell us your reasons

Outside of peak traffic times, majority of drivers appear to continue to drive at 80km/hr along this stretch of road.

Presumably any reduction in crashes has been in wet weather conditions. Instead of a blanket 60km/hr at all times, could there be electronic speed limit signs, that can be changed, like on the Kaimai's?

**Cobham Drive Speed Limit Reduction Submissions received
17 March - 30 April 2025**

Date submitted: Mar 20, 2025, 09:23 AM

Contribution ID: 3480

Name Clare Thorne

Are you giving feedback on behalf of an organisation?

No – these are my own personal views

Would you like to make a verbal submission?

No thanks

Which option do you prefer?

Option 1: keep the existing lower 60kmh speed limit

Tell us your reasons

Its difficult to go faster because there is so much traffic - increasing the speed limit will just encourage some people to drive more dangerously and weave in and out of traffic. I think that there should be more police/speed cameras along there to encourage people to stick to the speed limit.

**Cobham Drive Speed Limit Reduction Submissions received
17 March - 30 April 2025**

Date submitted: Mar 20, 2025, 09:23 AM

Contribution ID: 3479

Name Rebecca

Are you giving feedback on behalf of an organisation?

No – these are my own personal views

Would you like to make a verbal submission?

No thanks

Which option do you prefer?

Option 1: keep the existing lower 60kmh speed limit

Tell us your reasons

There are busy merges into these areas of the road and the higher speeds makes it difficult to perform these safely. There is also roundabouts and traffic lights and hidden queues that would cause crashes with people travelling too fast. this is a road that has high traffic congestion and i have not noticed any difference in time travel at any time of the day since the road speed was lowered however i have noticed better drive ability and less close calls. I don't want to spend \$20000 of rate payer money to create an unsafe environment that puts myself and community at higher risk.

**Cobham Drive Speed Limit Reduction Submissions received
17 March - 30 April 2025**

Date submitted: Mar 20, 2025, 09:22 AM

Contribution ID: 3478

Name Jimmy Hassett

Are you giving feedback on behalf of an organisation?

No – these are my own personal views

Would you like to make a verbal submission?

No thanks

Which option do you prefer?

Option 1: keep the existing lower 60kmh speed limit

Tell us your reasons

Gives drivers more time to react to the unexpected. There are dangerous blind corners on this section.

**Cobham Drive Speed Limit Reduction Submissions received
17 March - 30 April 2025**

Date submitted: Mar 20, 2025, 09:22 AM

Contribution ID: 3477

Name Chad Harland

Are you giving feedback on behalf of an organisation?

No – these are my own personal views

Would you like to make a verbal submission?

No thanks

Which option do you prefer?

Option 1: keep the existing lower 60kmh speed limit

Tell us your reasons

Safety, that section of road does not need to be 80km/h. The reduction in crashes and the level of traffic it has means it should stay at the lower 60k limit for improved safety.

**Cobham Drive Speed Limit Reduction Submissions received
17 March - 30 April 2025**

Date submitted: Mar 20, 2025, 09:21 AM

Contribution ID: 3476

Name Nar Singh

Are you giving feedback on behalf of an organisation?

No – these are my own personal views

Would you like to make a verbal submission?

No thanks

Which option do you prefer?

Option 1: keep the existing lower 60kmh speed limit

Tell us your reasons

Safety is priority

**Cobham Drive Speed Limit Reduction Submissions received
17 March - 30 April 2025**

Date submitted: Mar 20, 2025, 09:20 AM

Contribution ID: 3475

Name Harin Ramji

Are you giving feedback on behalf of an organisation?

No – these are my own personal views

Would you like to make a verbal submission?

No thanks

Which option do you prefer?

Option 1: keep the existing lower 60kmh speed limit

Tell us your reasons

Keeps the road safer

**Cobham Drive Speed Limit Reduction Submissions received
17 March - 30 April 2025**

Date submitted: Mar 20, 2025, 09:18 AM

Contribution ID: 3474

Name Tony Lawrence

Are you giving feedback on behalf of an organisation?

No – these are my own personal views

Would you like to make a verbal submission?

No thanks

Which option do you prefer?

Option 1: keep the existing lower 60kmh speed limit

Tell us your reasons

If the data collected, since the lowering of the speed limit to 60kms/hr, has shown a reduction the number of accidents is accurate then it makes sense the 60km per hour limit remains reinstated whether or not motorists adhere to the limit.

**Cobham Drive Speed Limit Reduction Submissions received
17 March - 30 April 2025**

Date submitted: Mar 20, 2025, 09:18 AM

Contribution ID: 3473

Name James Forrester

Are you giving feedback on behalf of an organisation?

No – these are my own personal views

Would you like to make a verbal submission?

No thanks

Which option do you prefer?

Option 1: keep the existing lower 60kmh speed limit

Tell us your reasons

Safer roads are better roads for all users.

**Cobham Drive Speed Limit Reduction Submissions received
17 March - 30 April 2025**

Date submitted: Mar 20, 2025, 09:18 AM

Contribution ID: 3472

Name Adam

Are you giving feedback on behalf of an organisation?

No – these are my own personal views

Would you like to make a verbal submission?

No thanks

Which option do you prefer?

Option 1: keep the existing lower 60kmh speed limit

Tell us your reasons

The proposed section is relatively short, and often ends up with queues leading up to the roundabout during peak hours. There is likely no benefit to the speed being back at 80 due to this as average speed is likely far below 80, and even 60 throughout the day. A increase will only serve to increase the danger of driving this section.

**Cobham Drive Speed Limit Reduction Submissions received
17 March - 30 April 2025**

Date submitted: Mar 20, 2025, 09:18 AM

Contribution ID: 3471

Name Jennine Duffell

Are you giving feedback on behalf of an organisation?

No – these are my own personal views

Would you like to make a verbal submission?

No thanks

Which option do you prefer?

Option 1: keep the existing lower 60kmh speed limit

Tell us your reasons

The traffic is often backed up at the roundabout, less time to stop at 80 kms, more nose to tail accidents.
80 kms is too fast for the two corners leading to the roundabout.

**Cobham Drive Speed Limit Reduction Submissions received
17 March - 30 April 2025**

Date submitted: Mar 20, 2025, 09:18 AM

Contribution ID: 3470

Name Stephen

Are you giving feedback on behalf of an organisation?

No – these are my own personal views

Would you like to make a verbal submission?

No thanks

Which option do you prefer?

Option 1: keep the existing lower 60kmh speed limit

Tell us your reasons

I would like to continue to see reduced collisions as have been seen since the speed limit reduction.

**Cobham Drive Speed Limit Reduction Submissions received
17 March - 30 April 2025**

Date submitted: Mar 20, 2025, 09:17 AM

Contribution ID: 3469

Name Sandra Crickett

Are you giving feedback on behalf of an organisation?

No – these are my own personal views

Would you like to make a verbal submission?

No thanks

Which option do you prefer?

Option 1: keep the existing lower 60kmh speed limit

Tell us your reasons

Data says it all. If the crash rate is less, keep it as it is. Safety is paramount.

**Cobham Drive Speed Limit Reduction Submissions received
17 March - 30 April 2025**

Date submitted: Mar 20, 2025, 09:17 AM

Contribution ID: 3468

Name T Evans

Are you giving feedback on behalf of an organisation?

No – these are my own personal views

Would you like to make a verbal submission?

No thanks

Which option do you prefer?

Option 1: keep the existing lower 60kmh speed limit

Tell us your reasons

If it has decreased the number of crashes there by over 70% that's a good thing. Coming in to that section from the side roads can be daunting so having approaching cars at slower speeds is great

**Cobham Drive Speed Limit Reduction Submissions received
17 March - 30 April 2025**

Date submitted: Mar 20, 2025, 09:17 AM

Contribution ID: 3467

Name Duncan Kerr

Are you giving feedback on behalf of an organisation?

No – these are my own personal views

Would you like to make a verbal submission?

No thanks

Which option do you prefer?

Option 1: keep the existing lower 60kmh speed limit

Tell us your reasons

Safety.

Traffic build ups/queues at peak times and poor visibility, and the road often being either damp or having standing water while cars travel 80(+)km/h, especially during winter when it dries slowly if at all.

I object to council having to spend \$20,000 to increase accidents and have motorists save around 30 seconds in ideal circumstances.

**Cobham Drive Speed Limit Reduction Submissions received
17 March - 30 April 2025**

Date submitted: Mar 20, 2025, 09:16 AM

Contribution ID: 3466

Name Namya Mistry

Are you giving feedback on behalf of an organisation?

No – these are my own personal views

Would you like to make a verbal submission?

No thanks

Which option do you prefer?

Option 2: lift the speed limit back up to 80km/h

Tell us your reasons

I feel like most of the cars on this road rarely go the speed limit hence it would be just better to increase it

**Cobham Drive Speed Limit Reduction Submissions received
17 March - 30 April 2025**

Date submitted: Mar 20, 2025, 09:16 AM

Contribution ID: 3465

Name Daniel Dortch

Are you giving feedback on behalf of an organisation?

No – these are my own personal views

Would you like to make a verbal submission?

No thanks

Which option do you prefer?

Option 2: lift the speed limit back up to 80km/h

Tell us your reasons

60 is to slow but 80 may be to fast for people unfamiliar with the one blind corner. Could we compromise and make it 70?

**Cobham Drive Speed Limit Reduction Submissions received
17 March - 30 April 2025**

Date submitted: Mar 20, 2025, 09:16 AM

Contribution ID: 3464

Name Ann Bankier-Perry

Are you giving feedback on behalf of an organisation?

No – these are my own personal views

Would you like to make a verbal submission?

No thanks

Which option do you prefer?

Option 2: lift the speed limit back up to 80km/h

Tell us your reasons

It is a ridiculously slow speed for a motorway. Should never have been lowered.

**Cobham Drive Speed Limit Reduction Submissions received
17 March - 30 April 2025**

Date submitted: Mar 20, 2025, 09:16 AM

Contribution ID: 3463

Name Steven Rusk

Are you giving feedback on behalf of an organisation?

No – these are my own personal views

Would you like to make a verbal submission?

No thanks

Which option do you prefer?

Option 2: lift the speed limit back up to 80km/h

Tell us your reasons

Lowering the speed limit to 60km/h was unnecessary.

**Cobham Drive Speed Limit Reduction Submissions received
17 March - 30 April 2025**

Date submitted: Mar 20, 2025, 09:15 AM

Contribution ID: 3462

Name Rino Raj

Are you giving feedback on behalf of an organisation?

No – these are my own personal views

Would you like to make a verbal submission?

No thanks

Which option do you prefer?

Option 2: lift the speed limit back up to 80km/h

Tell us your reasons

The road is capable of handling cars at 80 kmph. There are 2 lanes which spreads out the vehicles. Accidents are unavoidable events even if speeds are reduced to 50. Better driver ethics and attitude is required to avoid accidents.

**Cobham Drive Speed Limit Reduction Submissions received
17 March - 30 April 2025**

Date submitted: Mar 20, 2025, 09:15 AM

Contribution ID: 3461

Name Matt hastings

Are you giving feedback on behalf of an organisation?

No – these are my own personal views

Would you like to make a verbal submission?

No thanks

Which option do you prefer?

Option 2: lift the speed limit back up to 80km/h

Tell us your reasons

**Cobham Drive Speed Limit Reduction Submissions received
17 March - 30 April 2025**

Date submitted: Mar 20, 2025, 09:14 AM

Contribution ID: 3460

Name Eileen Tatler

Are you giving feedback on behalf of an organisation?

No – these are my own personal views

Would you like to make a verbal submission?

No thanks

Which option do you prefer?

Option 1: keep the existing lower 60kmh speed limit

Tell us your reasons

I think 60 kmh is enough.2

**Cobham Drive Speed Limit Reduction Submissions received
17 March - 30 April 2025**

Date submitted: Mar 20, 2025, 09:14 AM

Contribution ID: 3459

Name Sharon Kingi

Are you giving feedback on behalf of an organisation?

No – these are my own personal views

Would you like to make a verbal submission?

Yes, I would like to speak to Elected Members

Which option do you prefer?

Option 2: lift the speed limit back up to 80km/h

Tell us your reasons

**Cobham Drive Speed Limit Reduction Submissions received
17 March - 30 April 2025**

Date submitted: Mar 20, 2025, 09:14 AM

Contribution ID: 3458

Name Helen Brookfield

Are you giving feedback on behalf of an organisation?

No – these are my own personal views

Would you like to make a verbal submission?

No thanks

Which option do you prefer?

Option 1: keep the existing lower 60kmh speed limit

Tell us your reasons

It is much safer now. I have lived in the area for years. Merging into traffic from Normandy into Cobham is safer and so is trying to turn right into Cobham at the Pak n Save roundabout. I used to see quite a few accidents but not anymore.

**Cobham Drive Speed Limit Reduction Submissions received
17 March - 30 April 2025**

Date submitted: Mar 20, 2025, 09:14 AM

Contribution ID: 3457

Name Rhiannan

Are you giving feedback on behalf of an organisation?

No – these are my own personal views

Would you like to make a verbal submission?

No thanks

Which option do you prefer?

Option 1: keep the existing lower 60kmh speed limit

Tell us your reasons

Safer speeds for the volume of traffic, including heavy vehicles that use that section of road. Such a short section of road has no purpose being at 80km/h. Please keep 60km/h which not only keeps road users safer, but also doesn't waste ratepayer or taxpayer money.

**Cobham Drive Speed Limit Reduction Submissions received
17 March - 30 April 2025**

Date submitted: Mar 20, 2025, 09:13 AM

Contribution ID: 3456

Name Daisy

Are you giving feedback on behalf of an organisation?

No – these are my own personal views

Would you like to make a verbal submission?

No thanks

Which option do you prefer?

Option 1: keep the existing lower 60kmh speed limit

Tell us your reasons

I am writing to express my support for the proposed reduction in the speed limit, following the data that resulted in a 70% reduction in crashes. Road safety is a critical concern and the data suggests that lowering the speed limit has significantly improved safety outcomes for our community. While I acknowledge that there has been one fatal crash, the overall reduction is a compelling reason to make this change permanent.

However, I would like to raise concerns regarding traffic congestion on cobham drive as it is a major route for commuters. While lowering the speed limit contributes to safety, I believe additional measures should be considered to improve traffic flow and safety.

I appreciate the Council's efforts to improve road safety and would encourage a holistic approach that combines speed management with infrastructure improvements. Thank you for your time and commitment to the community's safety.

**Cobham Drive Speed Limit Reduction Submissions received
17 March - 30 April 2025**

Date submitted: Mar 20, 2025, 09:13 AM

Contribution ID: 3455

Name Charlie Davies

Are you giving feedback on behalf of an organisation?

No – these are my own personal views

Would you like to make a verbal submission?

No thanks

Which option do you prefer?

Option 1: keep the existing lower 60kmh speed limit

Tell us your reasons

Shown to have less crashes, people drive faster along there anyway, if increased to 80 those people will just drive past 80 instead

**Cobham Drive Speed Limit Reduction Submissions received
17 March - 30 April 2025**

Date submitted: Mar 20, 2025, 09:13 AM

Contribution ID: 3454

Name Francesca

Are you giving feedback on behalf of an organisation?

No – these are my own personal views

Would you like to make a verbal submission?

No thanks

Which option do you prefer?

Option 1: keep the existing lower 60kmh speed limit

Tell us your reasons

I believe the limit at 60kmh should be maintained since that track of the road is really dangerous.

**Cobham Drive Speed Limit Reduction Submissions received
17 March - 30 April 2025**

Date submitted: Mar 20, 2025, 09:13 AM

Contribution ID: 3453

Name Amy Cornwall

Are you giving feedback on behalf of an organisation?

No – these are my own personal views

Would you like to make a verbal submission?

No thanks

Which option do you prefer?

Option 2: lift the speed limit back up to 80km/h

Tell us your reasons

A good portion of drivers still go 80kmph along this section of road, accidents were not usually the speed but more the fact that section of road needs to be resurfaced and better maintenance on the water drainage it becomes slick very easily (even with reduced speeds I have witnessed more than one driver nearly loose control due to this) and the flooding that happens every wet season often blocks an entire lane catching unfamiliar drivers and sometimes familiar drivers unaware other accidents are due to hidden ques at peak traffic times which has reduced in the mornings with the opening of the new bridge but is still an issue in the afternoons people still mostly take this road at 80 more often than not (including it's fair share of police officers) I think the actual biggest reduction to accidents was the forced resurfacing that happened at the round about end when the speed bumps were put in as that was the area that was the worst and the opening of the new bridge in the mornings allowing traffic to spread better rather than being forced down the one route

**Cobham Drive Speed Limit Reduction Submissions received
17 March - 30 April 2025**

Date submitted: Mar 20, 2025, 09:13 AM

Contribution ID: 3452

Name Roanna

Are you giving feedback on behalf of an organisation?

No – these are my own personal views

Would you like to make a verbal submission?

No thanks

Which option do you prefer?

Option 2: lift the speed limit back up to 80km/h

Tell us your reasons

Whenever I take this road I find most drivers are still doing 80km/h anyway.

Also, while one crash is one too many, the total numbers are much lower than I expected.

**Cobham Drive Speed Limit Reduction Submissions received
17 March - 30 April 2025**

Date submitted: Mar 20, 2025, 09:12 AM

Contribution ID: 3451

Name Arshia Tayal

Are you giving feedback on behalf of an organisation?

No – these are my own personal views

Would you like to make a verbal submission?

No thanks

Which option do you prefer?

Option 1: keep the existing lower 60kmh speed limit

Tell us your reasons

road is too short to a distance for 80km/h

prioritise safety of users.

also agree that it saves costs for Council. The 20,000 you've mentioned is a menu cost. if you consider the staff time gone to follow through with this it's going to be alot more expensive.

Staff time could be better utilised in other strategic priorities for council's road networks.

**Cobham Drive Speed Limit Reduction Submissions received
17 March - 30 April 2025**

Date submitted: Mar 20, 2025, 09:12 AM

Contribution ID: 3450

Name Jeffrey Ke

Are you giving feedback on behalf of an organisation?

No – these are my own personal views

Would you like to make a verbal submission?

No thanks

Which option do you prefer?

Option 1: keep the existing lower 60kmh speed limit

Tell us your reasons

The left turn from Grey street to Cobham is already very difficult as cars are already going fast and the visibility isn't great. Increase it to 80km/hr, we will doom to have lot more tailing accidents.

Also there is the Garden roundabout, getting into it from a 80km/hr road will definitely increase the chance of accidents.

If council decided to increase speed limit, both Grey streets giveaway and garden roundabout will need to be changed.

**Cobham Drive Speed Limit Reduction Submissions received
17 March - 30 April 2025**

Date submitted: Mar 20, 2025, 09:12 AM

Contribution ID: 3449

Name William Laugesen

Are you giving feedback on behalf of an organisation?

No – these are my own personal views

Would you like to make a verbal submission?

No thanks

Which option do you prefer?

Option 2: lift the speed limit back up to 80km/h

Tell us your reasons

The road is built for 80km, when it's busy traffic slows down anyway due to lights and congestion.
I want my main drive into town to be back to 80km all the way.

**Cobham Drive Speed Limit Reduction Submissions received
17 March - 30 April 2025**

Date submitted: Mar 20, 2025, 09:12 AM

Contribution ID: 3448

Name Brendan Koevoet

Are you giving feedback on behalf of an organisation?

No – these are my own personal views

Would you like to make a verbal submission?

No thanks

Which option do you prefer?

Option 1: keep the existing lower 60kmh speed limit

Tell us your reasons

This is a very busy section of road, increasing the speed to 80 km/h has the potential to cause more accidents with high consequences.

60 km/h is an appropriate speed for this road, and does not hinder users travel times.

**Cobham Drive Speed Limit Reduction Submissions received
17 March - 30 April 2025**

Date submitted: Mar 20, 2025, 09:12 AM

Contribution ID: 3447

Name Anne Feng

Are you giving feedback on behalf of an organisation?

No – these are my own personal views

Would you like to make a verbal submission?

No thanks

Which option do you prefer?

Option 1: keep the existing lower 60kmh speed limit

Tell us your reasons

Keep it safe and avoid wasting money.

**Cobham Drive Speed Limit Reduction Submissions received
17 March - 30 April 2025**

Date submitted: Mar 20, 2025, 09:12 AM

Contribution ID: 3446

Name Allan Archer

Are you giving feedback on behalf of an organisation?

No – these are my own personal views

Would you like to make a verbal submission?

No thanks

Which option do you prefer?

Option 2: lift the speed limit back up to 80km/h

Tell us your reasons

It is easily able to be driven safely at 80kph most of time. Travel down there at off peak times and most vehicles are already doing 80kph which already confirms the users want 80kph. Does not make sense to keep it at the reduced speeds. \$20,000 seems a ripoff to change a few signs. It was 80kph for a least 30 years that I have been using it and never seen any issues other than flooding because of councils lack of keeping the gutters clean. It makes sense to put it at the same speed that the rest of Cobham drive is going to at ie 80kph. If you can't drive it safely at 80kph you need to hand your licence back in.

**Cobham Drive Speed Limit Reduction Submissions received
17 March - 30 April 2025**

Date submitted: Mar 20, 2025, 09:12 AM

Contribution ID: 3445

Name Kristene Chandar

Are you giving feedback on behalf of an organisation?

No – these are my own personal views

Would you like to make a verbal submission?

No thanks

Which option do you prefer?

Option 1: keep the existing lower 60kmh speed limit

Tell us your reasons

The speed on New Zealand roads is far too high especially on main highway roads. 60km/h is a good speed because it's much easier to reduce your speed down to 50 km once you head into town.

**Cobham Drive Speed Limit Reduction Submissions received
17 March - 30 April 2025**

Date submitted: Mar 20, 2025, 09:12 AM

Contribution ID: 3444

Name Greg Frampton

Are you giving feedback on behalf of an organisation?

No – these are my own personal views

Would you like to make a verbal submission?

No thanks

Which option do you prefer?

Option 2: lift the speed limit back up to 80km/h

Tell us your reasons

It's a main arterial road with 2 lanes each way and division between oncoming traffic. The info given doesn't say whether the crash rate reduction relate includes minor fender benders or only serious crashes. Should be 80km/h.

**Cobham Drive Speed Limit Reduction Submissions received
17 March - 30 April 2025**

Date submitted: Mar 20, 2025, 09:11 AM

Contribution ID: 3443

Name Justine Kennedy

Are you giving feedback on behalf of an organisation?

No – these are my own personal views

Would you like to make a verbal submission?

No thanks

Which option do you prefer?

Option 1: keep the existing lower 60kmh speed limit

Tell us your reasons

**Cobham Drive Speed Limit Reduction Submissions received
17 March - 30 April 2025**

Date submitted: Mar 20, 2025, 09:11 AM

Contribution ID: 3442

Name Ilia

Are you giving feedback on behalf of an organisation?

No – these are my own personal views

Would you like to make a verbal submission?

No thanks

Which option do you prefer?

Option 2: lift the speed limit back up to 80km/h

Tell us your reasons

If there is a traffic the speed will be 1km/h anyway, so no point to reduce it to 60 while the road literally constructed for 100+

**Cobham Drive Speed Limit Reduction Submissions received
17 March - 30 April 2025**

Date submitted: Mar 20, 2025, 09:11 AM

Contribution ID: 3441

Name Bauro Rotaria

Are you giving feedback on behalf of an organisation?

No – these are my own personal views

Would you like to make a verbal submission?

No thanks

Which option do you prefer?

Option 1: keep the existing lower 60kmh speed limit

Tell us your reasons

I work at the Hospital

**Cobham Drive Speed Limit Reduction Submissions received
17 March - 30 April 2025**

Date submitted: Mar 20, 2025, 09:11 AM

Contribution ID: 3440

Name Rachel Crawford

Are you giving feedback on behalf of an organisation?

No – these are my own personal views

Would you like to make a verbal submission?

No thanks

Which option do you prefer?

Option 1: keep the existing lower 60kmh speed limit

Tell us your reasons

I think everyone's personal safety is more important than getting somewhere slightly faster. The stretch of road isn't long enough to warrant an 80km/h speed zone, and everyone is stopped at the light anyways. If there really has been a reduction in crashes since the speed was decreased, I think it is important that we maintain this lower speed to keep our roads safer.

**Cobham Drive Speed Limit Reduction Submissions received
17 March - 30 April 2025**

Date submitted: Mar 20, 2025, 09:11 AM

Contribution ID: 3439

Name Richard Brister

Are you giving feedback on behalf of an organisation?

No – these are my own personal views

Would you like to make a verbal submission?

No thanks

Which option do you prefer?

Option 2: lift the speed limit back up to 80km/h

Tell us your reasons

Woke speed limits are idiotic. Rase the speed limit and put all the other roads back up to their old speed limits.

**Cobham Drive Speed Limit Reduction Submissions received
17 March - 30 April 2025**

Date submitted: Mar 20, 2025, 09:11 AM

Contribution ID: 3438

Name Bruce Dowdle

Are you giving feedback on behalf of an organisation?

No – these are my own personal views

Would you like to make a verbal submission?

No thanks

Which option do you prefer?

Option 1: keep the existing lower 60kmh speed limit

Tell us your reasons

It is safer once the speed was lowered. Number of places people have to make decisions about lane changes and exits. Safer past gardens with number of entrances to enter gardens. Number of areas requiring slower speeds like merging from 2 lane to 1 lane and corner on and off Cobham bridge, Very limited times that traffic will be able to travel safely at 80km. No time saving as such a short distance

**Cobham Drive Speed Limit Reduction Submissions received
17 March - 30 April 2025**

Date submitted: Mar 20, 2025, 09:11 AM

Contribution ID: 3437

Name Lyndal Mathews

Are you giving feedback on behalf of an organisation?

No – these are my own personal views

Would you like to make a verbal submission?

No thanks

Which option do you prefer?

Option 2: lift the speed limit back up to 80km/h

Tell us your reasons

It just makes sense, lower speed is frustrating.

**Cobham Drive Speed Limit Reduction Submissions received
17 March - 30 April 2025**

Date submitted: Mar 20, 2025, 09:11 AM

Contribution ID: 3436

Name Carrie

Are you giving feedback on behalf of an organisation?

No – these are my own personal views

Would you like to make a verbal submission?

No thanks

Which option do you prefer?

Option 1: keep the existing lower 60kmh speed limit

Tell us your reasons

I feel that the traffic flows better at 80km/h. However, if data shows a 70% decrease in crashes since 2023, then you have your answer. The speed limit should be kept at 60 km/h.

Side note: as a resident of Hamilton East, I often enter Cobham Drive from Grey Street, heading towards Normandy Ave. It is difficult and dangerous when having to enter cobham drive due to the volume and speed of traffic. Managing this in a safer way and without having to use the roundabout to double back would be great. Also, entering Grey Street from Cobham Drove is dangerous as the planting on islands/verges makes it difficult to see who you need to give way to. Please keep island planting to low level plants. As a shorter person. I struggle with this in many areas around Hamilton. Entering Grey St from Albert Street (between Grey and Firth) is another example. I see many straining to see oncoming traffic. Thanks!

**Cobham Drive Speed Limit Reduction Submissions received
17 March - 30 April 2025**

Date submitted: Mar 20, 2025, 09:09 AM

Contribution ID: 3435

Name David

Are you giving feedback on behalf of an organisation?

No – these are my own personal views

Would you like to make a verbal submission?

No thanks

Which option do you prefer?

Option 1: keep the existing lower 60kmh speed limit

Tell us your reasons

Data has shown less crashes. Less crashes is good. Also traffic flow is probably better due to shorter following distances at 60kmh resulting in better traffic along that road during peak hours. Faster speed isn't always better.

**Cobham Drive Speed Limit Reduction Submissions received
17 March - 30 April 2025**

Date submitted: Mar 20, 2025, 09:09 AM

Contribution ID: 3434

Name Jennifer Leafa

Are you giving feedback on behalf of an organisation?

No – these are my own personal views

Would you like to make a verbal submission?

No thanks

Which option do you prefer?

Option 1: keep the existing lower 60kmh speed limit

Tell us your reasons

Its safer, the corner reduces the speed to 65 anyway. Its a complete waste of time and money to revert back to 80 for such a short amount of road.

I travel that piece of road several times per week, the lowered speed is much safer, especially around the corner, people still drive faster but it makes it their choice. The majority of motorists travels at speed limit and every faster travelling vehicle that has overtaken me, i meet at the roundabout again. So there is no difference to travel time to lifting the speed limit back to 80.

**Cobham Drive Speed Limit Reduction Submissions received
17 March - 30 April 2025**

Date submitted: Mar 20, 2025, 09:09 AM

Contribution ID: 3433

Name Nicky Ayton

Are you giving feedback on behalf of an organisation?

No – these are my own personal views

Would you like to make a verbal submission?

No thanks

Which option do you prefer?

Option 2: lift the speed limit back up to 80km/h

Tell us your reasons

**Cobham Drive Speed Limit Reduction Submissions received
17 March - 30 April 2025**

Date submitted: Mar 20, 2025, 09:09 AM

Contribution ID: 3432

Name Dave M

Are you giving feedback on behalf of an organisation?

No – these are my own personal views

Would you like to make a verbal submission?

No thanks

Which option do you prefer?

Option 2: lift the speed limit back up to 80km/h

Tell us your reasons

It would be great to have a variable limit. 60 during peak and other suitable times and 80 when off peak. Both North and South bound directions have blind corners and surface water issues during heavy rain that make 80k at all times problematic. Combined with users ever decreasing competence behind the wheel 80k at all times may not be ideal.

**Cobham Drive Speed Limit Reduction Submissions received
17 March - 30 April 2025**

Date submitted: Mar 20, 2025, 09:09 AM

Contribution ID: 3431

Name Dave Lean

Are you giving feedback on behalf of an organisation?

No – these are my own personal views

Would you like to make a verbal submission?

No thanks

Which option do you prefer?

Option 2: lift the speed limit back up to 80km/h

Tell us your reasons

Should never have been dropped.

**Cobham Drive Speed Limit Reduction Submissions received
17 March - 30 April 2025**

Date submitted: Mar 20, 2025, 09:08 AM

Contribution ID: 3430

Name Greg O'Rourke

Are you giving feedback on behalf of an organisation?

No – these are my own personal views

Would you like to make a verbal submission?

No thanks

Which option do you prefer?

Option 2: lift the speed limit back up to 80km/h

Tell us your reasons

80 kmh is correct for that road as each direction is separated and there is no pedestrian foot paths right next to road. There was no need for it to be dropped to 60 kmh in the first place.

**Cobham Drive Speed Limit Reduction Submissions received
17 March - 30 April 2025**

Date submitted: Mar 20, 2025, 09:08 AM

Contribution ID: 3429

Name Renee

Are you giving feedback on behalf of an organisation?

No – these are my own personal views

Would you like to make a verbal submission?

No thanks

Which option do you prefer?

Option 2: lift the speed limit back up to 80km/h

Tell us your reasons

Because people are still going that speed anyway. Its an expressway, there was no reason to drop that speed.

The roundabout has already been stuffed being a single lane

**Cobham Drive Speed Limit Reduction Submissions received
17 March - 30 April 2025**

Date submitted: Mar 20, 2025, 09:08 AM

Contribution ID: 3428

Name Seth Puamanuka

Are you giving feedback on behalf of an organisation?

No – these are my own personal views

Would you like to make a verbal submission?

No thanks

Which option do you prefer?

Option 1: keep the existing lower 60kmh speed limit

Tell us your reasons

I have seen crashes and dings at 80 kms and none after the change. I live around the corner on Anglesea street and have had one near miss at 60km's. I'd be worried for safety on wet days around the bends at high traffic times. 80km's is just too unsafe. I'm actually surprised no one has died.

**Cobham Drive Speed Limit Reduction Submissions received
17 March - 30 April 2025**

Date submitted: Mar 20, 2025, 09:08 AM

Contribution ID: 3427

Name Caitlin

Are you giving feedback on behalf of an organisation?

No – these are my own personal views

Would you like to make a verbal submission?

No thanks

Which option do you prefer?

Option 1: keep the existing lower 60kmh speed limit

Tell us your reasons

The blind corner always queues up and it's very dangerous when going 80kph to come to a sudden complete stop in such a short space, resulting in people crashing into each other

**Cobham Drive Speed Limit Reduction Submissions received
17 March - 30 April 2025**

Date submitted: Mar 20, 2025, 09:08 AM

Contribution ID: 3426

Name Petrr

Are you giving feedback on behalf of an organisation?

No – these are my own personal views

Would you like to make a verbal submission?

No thanks

Which option do you prefer?

Option 2: lift the speed limit back up to 80km/h

Tell us your reasons

The road is designed for moving traffic at speeds over 60kph

**Cobham Drive Speed Limit Reduction Submissions received
17 March - 30 April 2025**

Date submitted: Mar 20, 2025, 09:08 AM

Contribution ID: 3425

Name Andrea Barr

Are you giving feedback on behalf of an organisation?

No – these are my own personal views

Would you like to make a verbal submission?

No thanks

Which option do you prefer?

Option 1: keep the existing lower 60kmh speed limit

Tell us your reasons

Greater road safety. Busy roundabout.

**Cobham Drive Speed Limit Reduction Submissions received
17 March - 30 April 2025**

Date submitted: Mar 20, 2025, 09:08 AM

Contribution ID: 3424

Name Tina Peresson

Are you giving feedback on behalf of an organisation?

No – these are my own personal views

Would you like to make a verbal submission?

No thanks

Which option do you prefer?

Option 2: lift the speed limit back up to 80km/h

Tell us your reasons

People are driving at that speed in anyway. I have experienced road rage because I was driving at the correct speed!

**Cobham Drive Speed Limit Reduction Submissions received
17 March - 30 April 2025**

Date submitted: Mar 20, 2025, 09:08 AM

Contribution ID: 3423

Name Chris Williams

Are you giving feedback on behalf of an organisation?

No – these are my own personal views

Would you like to make a verbal submission?

No thanks

Which option do you prefer?

Option 2: lift the speed limit back up to 80km/h

Tell us your reasons

It's not clear that the stated 70% decrease in accidents since the speed limit was lowered in June 2023 is as a result of speed limit changes, or whether those accidents were the result of excessive speeding well above either the 60km or 80km limits. Most of accidents I've witnessed along that stretch (or their aftermath) have been as a result of excessive speeds, where adherence to either speed limit was not a consideration of the drivers responsible.

**Cobham Drive Speed Limit Reduction Submissions received
17 March - 30 April 2025**

Date submitted: Mar 20, 2025, 09:08 AM

Contribution ID: 3422

Name Alan Tristram

Are you giving feedback on behalf of an organisation?

No – these are my own personal views

Would you like to make a verbal submission?

No thanks

Which option do you prefer?

Option 2: lift the speed limit back up to 80km/h

Tell us your reasons

Dual carriageway

Median separation

No adjoining intersections

Super safe

Return to 80km

**Cobham Drive Speed Limit Reduction Submissions received
17 March - 30 April 2025**

Date submitted: Mar 20, 2025, 09:08 AM

Contribution ID: 3421

Name Kay Young

Are you giving feedback on behalf of an organisation?

No – these are my own personal views

Would you like to make a verbal submission?

No thanks

Which option do you prefer?

Option 1: keep the existing lower 60kmh speed limit

Tell us your reasons

The speed limit should stay at 60km per hour. This is a busy stretch of road with heavy commuter traffic - it is not a straight road with a blind corner in both directions not at all suitable for an 80km speed limit

**Cobham Drive Speed Limit Reduction Submissions received
17 March - 30 April 2025**

Date submitted: Mar 20, 2025, 09:07 AM

Contribution ID: 3420

Name Duncan Willcock

Are you giving feedback on behalf of an organisation?

No – these are my own personal views

Would you like to make a verbal submission?

No thanks

Which option do you prefer?

Option 1: keep the existing lower 60kmh speed limit

Tell us your reasons

80 km/h is far too fast for the sharp corner on the Western end of the bridge. A higher speed limit will also lead to dangerous behaviour at points where lanes merge

**Cobham Drive Speed Limit Reduction Submissions received
17 March - 30 April 2025**

Date submitted: Mar 20, 2025, 09:07 AM

Contribution ID: 3419

Name Bruce Parry

Are you giving feedback on behalf of an organisation?

No – these are my own personal views

Would you like to make a verbal submission?

No thanks

Which option do you prefer?

Option 2: lift the speed limit back up to 80km/h

Tell us your reasons

I would like to see all of Cobham Drive moved to 70 km as I think this is a more suitable option

**Cobham Drive Speed Limit Reduction Submissions received
17 March - 30 April 2025**

Date submitted: Mar 20, 2025, 09:07 AM

Contribution ID: 3418

Name Tim Gunn

Are you giving feedback on behalf of an organisation?

No – these are my own personal views

Would you like to make a verbal submission?

No thanks

Which option do you prefer?

Option 2: lift the speed limit back up to 80km/h

Tell us your reasons

Lanes are separated and safe for 80K.

Speed bumps at the end of the Cobham will ensure speed drops when going into the roundabout.

**Cobham Drive Speed Limit Reduction Submissions received
17 March - 30 April 2025**

Date submitted: Mar 20, 2025, 09:07 AM

Contribution ID: 3417

Name Erin Watson

Are you giving feedback on behalf of an organisation?

No – these are my own personal views

Would you like to make a verbal submission?

No thanks

Which option do you prefer?

Option 2: lift the speed limit back up to 80km/h

Tell us your reasons

With the recent traffic “improvements” around Hamilton for pedestrians and cyclists it has made getting around Hamilton city and suburbs a nightmare with high levels of congestion and traffic.

Although I appreciate the need for alternative modes of transport to be accessible and safe, the current solution makes it time consuming and cumbersome to get out to the ring roads and main arterial routes to get around our growing city.

I believe reinstating the speed limit on Cobham drive will be a step in the right direction of getting Hamilton moving again.

Thanks for your time!

**Cobham Drive Speed Limit Reduction Submissions received
17 March - 30 April 2025**

Date submitted: Mar 20, 2025, 09:07 AM

Contribution ID: 3416

Name Karthick

Are you giving feedback on behalf of an organisation?

No – these are my own personal views

Would you like to make a verbal submission?

No thanks

Which option do you prefer?

Option 1: keep the existing lower 60kmh speed limit

Tell us your reasons

It's a short distance and traffic are crazy at peak times.. 80 is not needed.

**Cobham Drive Speed Limit Reduction Submissions received
17 March - 30 April 2025**

Date submitted: Mar 20, 2025, 09:07 AM

Contribution ID: 3415

Name Bruce pickering

Are you giving feedback on behalf of an organisation?

No – these are my own personal views

Would you like to make a verbal submission?

No thanks

Which option do you prefer?

Option 2: lift the speed limit back up to 80km/h

Tell us your reasons

It's not speed that is the problem .it's dumb drivers

**Cobham Drive Speed Limit Reduction Submissions received
17 March - 30 April 2025**

Date submitted: Mar 20, 2025, 09:07 AM

Contribution ID: 3414

Name Louise Edmonds

Are you giving feedback on behalf of an organisation?

No – these are my own personal views

Would you like to make a verbal submission?

No thanks

Which option do you prefer?

Option 1: keep the existing lower 60kmh speed limit

Tell us your reasons

Safer to travel on

**Cobham Drive Speed Limit Reduction Submissions received
17 March - 30 April 2025**

Date submitted: Mar 20, 2025, 09:07 AM

Contribution ID: 3413

Name Val Rigter

Are you giving feedback on behalf of an organisation?

No – these are my own personal views

Would you like to make a verbal submission?

No thanks

Which option do you prefer?

Option 1: keep the existing lower 60kmh speed limit

Tell us your reasons

It's safer.

**Cobham Drive Speed Limit Reduction Submissions received
17 March - 30 April 2025**

Date submitted: Mar 20, 2025, 09:07 AM

Contribution ID: 3412

Name Nicole Bates

Are you giving feedback on behalf of an organisation?

No – these are my own personal views

Would you like to make a verbal submission?

No thanks

Which option do you prefer?

Option 1: keep the existing lower 60kmh speed limit

Tell us your reasons

Seems appropriate for the terrain. Can also be quite dangerous in the wet. I wouldn't feel comfortable doing 80kph on that stretch of road. It is unnecessary

**Cobham Drive Speed Limit Reduction Submissions received
17 March - 30 April 2025**

Date submitted: Mar 20, 2025, 09:07 AM

Contribution ID: 3411

Name Marco Valente

Are you giving feedback on behalf of an organisation?

No – these are my own personal views

Would you like to make a verbal submission?

No thanks

Which option do you prefer?

Option 1: keep the existing lower 60kmh speed limit

Tell us your reasons

That's reasonable and if it avoids incidents, I'm ok with it.

**Cobham Drive Speed Limit Reduction Submissions received
17 March - 30 April 2025**

Date submitted: Mar 20, 2025, 09:06 AM

Contribution ID: 3410

Name Jacky

Are you giving feedback on behalf of an organisation?

No – these are my own personal views

Would you like to make a verbal submission?

No thanks

Which option do you prefer?

Option 1: keep the existing lower 60kmh speed limit

Tell us your reasons

Safer for all travellers.

**Cobham Drive Speed Limit Reduction Submissions received
17 March - 30 April 2025**

Date submitted: Mar 20, 2025, 09:06 AM

Contribution ID: 3409

Name Currie Joan

Are you giving feedback on behalf of an organisation?

No – these are my own personal views

Would you like to make a verbal submission?

No thanks

Which option do you prefer?

Option 1: keep the existing lower 60kmh speed limit

Tell us your reasons

It's more than fast enough and if it has reduced crashes as stated then all power to the people

**Cobham Drive Speed Limit Reduction Submissions received
17 March - 30 April 2025**

Date submitted: Mar 20, 2025, 09:06 AM

Contribution ID: 3408

Name Emma van der Hoek

Are you giving feedback on behalf of an organisation?

No – these are my own personal views

Would you like to make a verbal submission?

No thanks

Which option do you prefer?

Option 1: keep the existing lower 60kmh speed limit

Tell us your reasons

Safety matters, and having to upgrade the signage or road markings to increase the speed is a waste of money. It is so close to town and 80 km/h is unnecessary, especially coming off the roundabout

**Cobham Drive Speed Limit Reduction Submissions received
17 March - 30 April 2025**

Date submitted: Mar 20, 2025, 09:06 AM

Contribution ID: 3407

Name Peta Millar

Are you giving feedback on behalf of an organisation?

No – these are my own personal views

Would you like to make a verbal submission?

No thanks

Which option do you prefer?

Option 1: keep the existing lower 60kmh speed limit

Tell us your reasons

Blind corners- need lower speed for safety

**Cobham Drive Speed Limit Reduction Submissions received
17 March - 30 April 2025**

Date submitted: Mar 20, 2025, 09:06 AM

Contribution ID: 3406

Name Polly

Are you giving feedback on behalf of an organisation?

No – these are my own personal views

Would you like to make a verbal submission?

No thanks

Which option do you prefer?

Option 2: lift the speed limit back up to 80km/h

Tell us your reasons

**Cobham Drive Speed Limit Reduction Submissions received
17 March - 30 April 2025**

Date submitted: Mar 20, 2025, 09:06 AM

Contribution ID: 3405

Name Braden Goddin

Are you giving feedback on behalf of an organisation?

No – these are my own personal views

Would you like to make a verbal submission?

No thanks

Which option do you prefer?

Option 2: lift the speed limit back up to 80km/h

Tell us your reasons

We need to keep the city moving.

**Cobham Drive Speed Limit Reduction Submissions received
17 March - 30 April 2025**

Date submitted: Mar 20, 2025, 09:06 AM

Contribution ID: 3404

Name Debbie McGrath

Are you giving feedback on behalf of an organisation?

No – these are my own personal views

Would you like to make a verbal submission?

No thanks

Which option do you prefer?

Option 2: lift the speed limit back up to 80km/h

Tell us your reasons

**Cobham Drive Speed Limit Reduction Submissions received
17 March - 30 April 2025**

Date submitted: Mar 20, 2025, 09:05 AM

Contribution ID: 3403

Name Noah Higgs

Are you giving feedback on behalf of an organisation?

No – these are my own personal views

Would you like to make a verbal submission?

No thanks

Which option do you prefer?

Option 1: keep the existing lower 60kmh speed limit

Tell us your reasons

Please also add small speed bumps along Cobham drive from Cambridge road to the gardens because getting onto cobham from wairere drive is a nightmare. It is a merge yet it is dangerous as drivers on cobham are going 75+kmh.

**Cobham Drive Speed Limit Reduction Submissions received
17 March - 30 April 2025**

Date submitted: Mar 20, 2025, 09:05 AM

Contribution ID: 3402

Name Gorby

Are you giving feedback on behalf of an organisation?

No – these are my own personal views

Would you like to make a verbal submission?

No thanks

Which option do you prefer?

Option 2: lift the speed limit back up to 80km/h

Tell us your reasons

It has four lanes and it will be safe to keep to 80km/h

**Cobham Drive Speed Limit Reduction Submissions received
17 March - 30 April 2025**

Date submitted: Mar 20, 2025, 09:05 AM

Contribution ID: 3401

Name Peter Gendall

Are you giving feedback on behalf of an organisation?

No – these are my own personal views

Would you like to make a verbal submission?

No thanks

Which option do you prefer?

Option 1: keep the existing lower 60kmh speed limit

Tell us your reasons

Safety first

**Cobham Drive Speed Limit Reduction Submissions received
17 March - 30 April 2025**

Date submitted: Mar 20, 2025, 09:05 AM

Contribution ID: 3400

Name Dean Masters

Are you giving feedback on behalf of an organisation?

No – these are my own personal views

Would you like to make a verbal submission?

No thanks

Which option do you prefer?

Option 1: keep the existing lower 60kmh speed limit

Tell us your reasons

Surely the data speaks for itself. The reduction in accidents means a reduction in the cost of injury and life.

Raising the speed limit is shortsighted to gain maybe an extra couple of seconds in commuting time.

Half the time the amount of traffic means 80km/h is not realistic anyway.

**Cobham Drive Speed Limit Reduction Submissions received
17 March - 30 April 2025**

Date submitted: Mar 20, 2025, 09:05 AM

Contribution ID: 3399

Name Corin Cairns

Are you giving feedback on behalf of an organisation?

No – these are my own personal views

Would you like to make a verbal submission?

No thanks

Which option do you prefer?

Option 1: keep the existing lower 60kmh speed limit

Tell us your reasons

There's not a lot of time saved with the higher speed, but if it reduces accidents and crashes then it should remain the same.

**Cobham Drive Speed Limit Reduction Submissions received
17 March - 30 April 2025**

Date submitted: Mar 20, 2025, 09:05 AM

Contribution ID: 3398

Name Craig Spence

Are you giving feedback on behalf of an organisation?

No – these are my own personal views

Would you like to make a verbal submission?

No thanks

Which option do you prefer?

Option 2: lift the speed limit back up to 80km/h

Tell us your reasons

60 is way too restrictive

**Cobham Drive Speed Limit Reduction Submissions received
17 March - 30 April 2025**

Date submitted: Mar 20, 2025, 09:05 AM

Contribution ID: 3397

Name Piki

Are you giving feedback on behalf of an organisation?

No – these are my own personal views

Would you like to make a verbal submission?

No thanks

Which option do you prefer?

Option 1: keep the existing lower 60kmh speed limit

Tell us your reasons

It's not rocket science if the data clearly shows it is safer keep the limit at 60km

**Cobham Drive Speed Limit Reduction Submissions received
17 March - 30 April 2025**

Date submitted: Mar 20, 2025, 09:04 AM

Contribution ID: 3396

Name Marcus Lockwood

Are you giving feedback on behalf of an organisation?

No – these are my own personal views

Would you like to make a verbal submission?

No thanks

Which option do you prefer?

Option 2: lift the speed limit back up to 80km/h

Tell us your reasons

**Cobham Drive Speed Limit Reduction Submissions received
17 March - 30 April 2025**

Date submitted: Mar 20, 2025, 09:04 AM

Contribution ID: 3395

Name Ben Mills

Are you giving feedback on behalf of an organisation?

No – these are my own personal views

Would you like to make a verbal submission?

No thanks

Which option do you prefer?

Option 1: keep the existing lower 60kmh speed limit

Tell us your reasons

**Cobham Drive Speed Limit Reduction Submissions received
17 March - 30 April 2025**

Date submitted: Mar 20, 2025, 09:04 AM

Contribution ID: 3394

Name Alex Simmons

Are you giving feedback on behalf of an organisation?

No – these are my own personal views

Would you like to make a verbal submission?

No thanks

Which option do you prefer?

Option 1: keep the existing lower 60kmh speed limit

Tell us your reasons

It's a whole lot safer, especially when it's dark, or during rush hour

**Cobham Drive Speed Limit Reduction Submissions received
17 March - 30 April 2025**

Date submitted: Mar 20, 2025, 09:03 AM

Contribution ID: 3393

Name Catie Taylor

Are you giving feedback on behalf of an organisation?

No – these are my own personal views

Would you like to make a verbal submission?

No thanks

Which option do you prefer?

Option 2: lift the speed limit back up to 80km/h

Tell us your reasons

**Cobham Drive Speed Limit Reduction Submissions received
17 March - 30 April 2025**

Date submitted: Mar 20, 2025, 09:03 AM

Contribution ID: 3392

Name Rose Ann Martinez

Are you giving feedback on behalf of an organisation?

No – these are my own personal views

Would you like to make a verbal submission?

No thanks

Which option do you prefer?

Option 1: keep the existing lower 60kmh speed limit

Tell us your reasons

We don't have crashes to happen and if data supports that we should make decisions based on facts and not just wants. Safety first

**Cobham Drive Speed Limit Reduction Submissions received
17 March - 30 April 2025**

Date submitted: Mar 20, 2025, 09:03 AM

Contribution ID: 3391

Name Kym Moore

Are you giving feedback on behalf of an organisation?

No – these are my own personal views

Would you like to make a verbal submission?

No thanks

Which option do you prefer?

Option 1: keep the existing lower 60kmh speed limit

Tell us your reasons

There is a section on the road where cornering suggestions 35. It's easier to drop to that from 60 than 80.

**Cobham Drive Speed Limit Reduction Submissions received
17 March - 30 April 2025**

Date submitted: Mar 20, 2025, 09:03 AM

Contribution ID: 3390

Name Beccy

Are you giving feedback on behalf of an organisation?

No – these are my own personal views

Would you like to make a verbal submission?

No thanks

Which option do you prefer?

Option 1: keep the existing lower 60kmh speed limit

Tell us your reasons

Safety is more important

**Cobham Drive Speed Limit Reduction Submissions received
17 March - 30 April 2025**

Date submitted: Mar 20, 2025, 09:03 AM

Contribution ID: 3389

Name Hannah

Are you giving feedback on behalf of an organisation?

No – these are my own personal views

Would you like to make a verbal submission?

No thanks

Which option do you prefer?

Option 2: lift the speed limit back up to 80km/h

Tell us your reasons

**Cobham Drive Speed Limit Reduction Submissions received
17 March - 30 April 2025**

Date submitted: Mar 20, 2025, 09:03 AM

Contribution ID: 3388

Name Marnix Hoebers

Are you giving feedback on behalf of an organisation?

No – these are my own personal views

Would you like to make a verbal submission?

No thanks

Which option do you prefer?

Option 2: lift the speed limit back up to 80km/h

Tell us your reasons

Drivers need to be accountable for their own skill and mistakes. Its not the councils job to police poor driving by keeping everyone crawling.

**Cobham Drive Speed Limit Reduction Submissions received
17 March - 30 April 2025**

Date submitted: Mar 20, 2025, 09:01 AM

Contribution ID: 3387

Name Bradley MacInnes

Are you giving feedback on behalf of an organisation?

No – these are my own personal views

Would you like to make a verbal submission?

No thanks

Which option do you prefer?

Option 2: lift the speed limit back up to 80km/h

Tell us your reasons

**Cobham Drive Speed Limit Reduction Submissions received
17 March - 30 April 2025**

Date submitted: Mar 20, 2025, 08:50 AM

Contribution ID: 3386

Name Grace Carson

Are you giving feedback on behalf of an organisation?

No – these are my own personal views

Would you like to make a verbal submission?

No thanks

Which option do you prefer?

Option 1: keep the existing lower 60kmh speed limit

Tell us your reasons

It feels way safer at this speed even though not everyone sticks to it.

**Cobham Drive Speed Limit Reduction Submissions received
17 March - 30 April 2025**

Date submitted: Mar 20, 2025, 08:46 AM

Contribution ID: 3385

Name Olivia Hoverd

Are you giving feedback on behalf of an organisation?

No – these are my own personal views

Would you like to make a verbal submission?

No thanks

Which option do you prefer?

Option 2: lift the speed limit back up to 80km/h

Tell us your reasons

I think that it's basically an expressway and it makes more sense to be able to 80km. 60km I think is too slow!

**Cobham Drive Speed Limit Reduction Submissions received
17 March - 30 April 2025**

Date submitted: Mar 20, 2025, 08:35 AM

Contribution ID: 3384

Name Monique

Are you giving feedback on behalf of an organisation?

No – these are my own personal views

Would you like to make a verbal submission?

No thanks

Which option do you prefer?

Option 2: lift the speed limit back up to 80km/h

Tell us your reasons

Should not have been changed in the first place. It was fine the way it was.

**Cobham Drive Speed Limit Reduction Submissions received
17 March - 30 April 2025**

Date submitted: Mar 20, 2025, 08:21 AM

Contribution ID: 3383

Name Ian Burney

Are you giving feedback on behalf of an organisation?

No – these are my own personal views

Would you like to make a verbal submission?

No thanks

Which option do you prefer?

Option 1: keep the existing lower 60kmh speed limit

Tell us your reasons

Safety

**Cobham Drive Speed Limit Reduction Submissions received
17 March - 30 April 2025**

Date submitted: Mar 20, 2025, 08:19 AM

Contribution ID: 3382

Name Phil Haizelden

Are you giving feedback on behalf of an organisation?

No – these are my own personal views

Would you like to make a verbal submission?

No thanks

Which option do you prefer?

Option 1: keep the existing lower 60kmh speed limit

Tell us your reasons

We need to be evidence led, its crystal clear the safety benefits of a 60k[h limit.

**Cobham Drive Speed Limit Reduction Submissions received
17 March - 30 April 2025**

Date submitted: Mar 20, 2025, 08:15 AM

Contribution ID: 3381

Name Michelle Harris

Are you giving feedback on behalf of an organisation?

No – these are my own personal views

Would you like to make a verbal submission?

No thanks

Which option do you prefer?

Option 2: lift the speed limit back up to 80km/h

Tell us your reasons

This will keep traffic flowing much faster and allow for a better commute into the city.

**Cobham Drive Speed Limit Reduction Submissions received
17 March - 30 April 2025**

Date submitted: Mar 20, 2025, 08:15 AM

Contribution ID: 3380

Name Traci Houpapa

Are you giving feedback on behalf of an organisation?

No – these are my own personal views

Would you like to make a verbal submission?

No thanks

Which option do you prefer?

Option 1: keep the existing lower 60kmh speed limit

Tell us your reasons

It's a dangerous stretch of road that people speed on and if the speed is going up then put in lights or a roundabout.

**Cobham Drive Speed Limit Reduction Submissions received
17 March - 30 April 2025**

Date submitted: Mar 20, 2025, 08:11 AM

Contribution ID: 3379

Name Janet Law

Are you giving feedback on behalf of an organisation?

No – these are my own personal views

Would you like to make a verbal submission?

No thanks

Which option do you prefer?

Option 1: keep the existing lower 60kmh speed limit

Tell us your reasons

This is a high traffic volume road. As an older couple from Cambridge who regularly use the road to visit Hamilton Gardens, PaknSav, the Waikato Hospital and other medical facilities on Pembroke St and Anglsey St we think the lower speed limit makes sense from a safety perspective

**Cobham Drive Speed Limit Reduction Submissions received
17 March - 30 April 2025**

Date submitted: Mar 20, 2025, 08:06 AM

Contribution ID: 3378

Name Prefer

Are you giving feedback on behalf of an organisation?

No – these are my own personal views

Would you like to make a verbal submission?

No thanks

Which option do you prefer?

Option 1: keep the existing lower 60kmh speed limit

Tell us your reasons

Safer speed = less crashes = less families that have to bear bad news

Please put a speed camera on that corner, people drive at well over 60kmh on that road which is putting others in danger.

Regardless of the decision you make, people will speed and be ignorant on the road.

**Cobham Drive Speed Limit Reduction Submissions received
17 March - 30 April 2025**

Date submitted: Mar 20, 2025, 08:05 AM

Contribution ID: 3377

Name Aine Colson

Are you giving feedback on behalf of an organisation?

No – these are my own personal views

Would you like to make a verbal submission?

No thanks

Which option do you prefer?

Option 1: keep the existing lower 60kmh speed limit

Tell us your reasons

This is a very busy section of road. The bends mean hidden queues occur with high potential for nose to tail crashes. It is a short stretch of road and the speed reduction results in negligible increase in journey time at times of the day when traffic is free flowing. The multi-lane Nomandy Ave intersection can result in those unfamiliar with the layout making sudden lane changes which increases risk of crashes if speed limit is higher.

**Cobham Drive Speed Limit Reduction Submissions received
17 March - 30 April 2025**

Date submitted: Mar 20, 2025, 08:03 AM

Contribution ID: 3376

Name Geoff Wise

Are you giving feedback on behalf of an organisation?

No – these are my own personal views

Would you like to make a verbal submission?

No thanks

Which option do you prefer?

Option 1: keep the existing lower 60kmh speed limit

Tell us your reasons

Driving across the Grey St intersection used to be suicide when the limit was 80km/h. There isn't enough visibility down towards the Cobham Bridge.

The Roundabout at the Gardens entrance is a whole lot safer to negotiate when the traffic is coming towards it at 60 rather than 80km/h. I remember traffic used to build up on Galloway St when the limit was 80 because you would have to wait for a bigger gap. Traffic flows more smoothly with the limit at 60km/h.

I think if the limit is raised to 80, it will be practically impossible to get out of the Gardens, around the roundabout and then change to the left lane in time to go north up Wairere Drive. Difficult now with the limit at 60km/h - will be practically impossible at 80km/h.

**Cobham Drive Speed Limit Reduction Submissions received
17 March - 30 April 2025**

Date submitted: Mar 20, 2025, 08:01 AM

Contribution ID: 3375

Name Kadir Wijaya

Are you giving feedback on behalf of an organisation?

No – these are my own personal views

Would you like to make a verbal submission?

No thanks

Which option do you prefer?

Option 1: keep the existing lower 60kmh speed limit

Tell us your reasons

Safety reason.

**Cobham Drive Speed Limit Reduction Submissions received
17 March - 30 April 2025**

Date submitted: Mar 20, 2025, 07:58 AM

Contribution ID: 3374

Name Chris H

Are you giving feedback on behalf of an organisation?

No – these are my own personal views

Would you like to make a verbal submission?

No thanks

Which option do you prefer?

Option 2: lift the speed limit back up to 80km/h

Tell us your reasons

This should never of been lowered. It has no side roads, residential housing with driveways exiting onto the section road and no pedestrian walkways next to the road.

**Cobham Drive Speed Limit Reduction Submissions received
17 March - 30 April 2025**

Date submitted: Mar 20, 2025, 07:56 AM

Contribution ID: 3373

Name Laura Dick

Are you giving feedback on behalf of an organisation?

No – these are my own personal views

Would you like to make a verbal submission?

No thanks

Which option do you prefer?

Option 1: keep the existing lower 60kmh speed limit

Tell us your reasons

Adjusting to going slower was tricky at first, but for these busy roads it feels safer having a lower speed limit, especially when there is a lot of traffic and cars merging from the road that comes up from Grantham st.

**Cobham Drive Speed Limit Reduction Submissions received
17 March - 30 April 2025**

Date submitted: Mar 20, 2025, 07:45 AM

Contribution ID: 3372

Name Josh Goble

Are you giving feedback on behalf of an organisation?

No – these are my own personal views

Would you like to make a verbal submission?

No thanks

Which option do you prefer?

Option 2: lift the speed limit back up to 80km/h

Tell us your reasons

60km is crawling on that road

**Cobham Drive Speed Limit Reduction Submissions received
17 March - 30 April 2025**

Date submitted: Mar 20, 2025, 07:18 AM

Contribution ID: 3371

Name Jessica Were

Are you giving feedback on behalf of an organisation?

No – these are my own personal views

Would you like to make a verbal submission?

No thanks

Which option do you prefer?

Option 1: keep the existing lower 60kmh speed limit

Tell us your reasons

I agree that we should keep it as is. If the data is accurate then the huge reduction in crashes is evidence enough to keep it surely. Not sure why they're even trying to revert back. We've only just got used to the reduced speed.

**Cobham Drive Speed Limit Reduction Submissions received
17 March - 30 April 2025**

Date submitted: Mar 20, 2025, 07:14 AM

Contribution ID: 3370

Name Jason Kelsey

Are you giving feedback on behalf of an organisation?

No – these are my own personal views

Would you like to make a verbal submission?

No thanks

Which option do you prefer?

Option 2: lift the speed limit back up to 80km/h

Tell us your reasons

To reduce transport times

**Cobham Drive Speed Limit Reduction Submissions received
17 March - 30 April 2025**

Date submitted: Mar 20, 2025, 07:10 AM

Contribution ID: 3369

Name Dulcie Kitshoff

Are you giving feedback on behalf of an organisation?

No – these are my own personal views

Would you like to make a verbal submission?

No thanks

Which option do you prefer?

Option 1: keep the existing lower 60kmh speed limit

Tell us your reasons

Safety first! People are already driving above this speed limit! Increasing the speed limit will just give them the entitlement to drive even faster than the 80km.

**Cobham Drive Speed Limit Reduction Submissions received
17 March - 30 April 2025**

Date submitted: Mar 20, 2025, 07:09 AM

Contribution ID: 3368

Name Avnil Chandra

Are you giving feedback on behalf of an organisation?

No – these are my own personal views

Would you like to make a verbal submission?

No thanks

Which option do you prefer?

Option 2: lift the speed limit back up to 80km/h

Tell us your reasons

**Cobham Drive Speed Limit Reduction Submissions received
17 March - 30 April 2025**

Date submitted: Mar 20, 2025, 06:56 AM

Contribution ID: 3367

Name Linda Irving

Are you giving feedback on behalf of an organisation?

No – these are my own personal views

Would you like to make a verbal submission?

No thanks

Which option do you prefer?

Option 2: lift the speed limit back up to 80km/h

Tell us your reasons

for continuous traffic flow. To me the road is part of the roading which keeps traffic Moving around the city, similar to Wairere Drive. Wairere drive is 80Km so Cobham drive should be 80 KM. Be consistent. This piece of road was 80KM since the road opened. It has caused more confusion after it was changed to 60KM. Most road users are doing 70KM , only GPS monitored and leaner drivers do 60KM.

**Cobham Drive Speed Limit Reduction Submissions received
17 March - 30 April 2025**

Date submitted: Mar 20, 2025, 06:53 AM

Contribution ID: 3366

Name Tony Marshall

Are you giving feedback on behalf of an organisation?

No – these are my own personal views

Would you like to make a verbal submission?

No thanks

Which option do you prefer?

Option 1: keep the existing lower 60kmh speed limit

Tell us your reasons

The roads and streets that feed into this section of Cobham Drive have speed limits of 50 kmh and 60 kmh. I don't see any benefit from drivers being able to travel 20 to 30 kmh faster than this for such a short distance. A reduction of approx. 70% in the number of accidents since the speed limit was lowered to 60 kmh is cited. Let's keep the speed limit at 60 kmh and continue to reap that benefit.

**Cobham Drive Speed Limit Reduction Submissions received
17 March - 30 April 2025**

Date submitted: Mar 20, 2025, 06:25 AM

Contribution ID: 3365

Name Sheena Brock

Are you giving feedback on behalf of an organisation?

No – these are my own personal views

Would you like to make a verbal submission?

No thanks

Which option do you prefer?

Option 1: keep the existing lower 60kmh speed limit

Tell us your reasons

Safety on the roads is a priority. There are a lot of motorists that seem to go much faster than the speed limit on most roads in this city.

**Cobham Drive Speed Limit Reduction Submissions received
17 March - 30 April 2025**

Date submitted: Mar 20, 2025, 06:18 AM

Contribution ID: 3364

Name Corey

Are you giving feedback on behalf of an organisation?

No – these are my own personal views

Would you like to make a verbal submission?

No thanks

Which option do you prefer?

Option 2: lift the speed limit back up to 80km/h

Tell us your reasons

80km seems fair to me. It would be interesting to see what numbers make up the 70%. Because as a % without actual numbers can be misleading.

**Cobham Drive Speed Limit Reduction Submissions received
17 March - 30 April 2025**

Date submitted: Mar 20, 2025, 06:05 AM

Contribution ID: 3363

Name Ginnelle

Are you giving feedback on behalf of an organisation?

No – these are my own personal views

Would you like to make a verbal submission?

No thanks

Which option do you prefer?

Option 1: keep the existing lower 60kmh speed limit

Tell us your reasons

I have noticed less crashes and slightly more safe driving with this speed limit in place.

**Cobham Drive Speed Limit Reduction Submissions received
17 March - 30 April 2025**

Date submitted: Mar 20, 2025, 03:22 AM

Contribution ID: 3362

Name Trijntje Hinchco

Are you giving feedback on behalf of an organisation?

No – these are my own personal views

Would you like to make a verbal submission?

No thanks

Which option do you prefer?

Option 2: lift the speed limit back up to 80km/h

Tell us your reasons

A lot of cars are exceeding the 60km/hr speed limit anyway and there are no hazards on that stretch of road eg. Other roads, driveways.

It is simply 2 lanes of traffic travelling in the same direction.

Morning and afternoon queues would be the only issue and they are well signposted.

**Cobham Drive Speed Limit Reduction Submissions received
17 March - 30 April 2025**

Date submitted: Mar 20, 2025, 01:11 AM

Contribution ID: 3361

Name Wayne Steward

Are you giving feedback on behalf of an organisation?

No – these are my own personal views

Would you like to make a verbal submission?

No thanks

Which option do you prefer?

Option 1: keep the existing lower 60kmh speed limit

Tell us your reasons

An increase to 80km per hour will result in any vehicle impact being more severe compared to one at 60km.

Already we experience vehicles exceeding the current limit. Do we want vehicles potentially exceeding 80km?

In addition, when travelling towards the city, traffic stopped at the roundabout by PakNSave can build up quickly with potential queues just around a blind bend. An increased limit will mean less reaction time.

**Cobham Drive Speed Limit Reduction Submissions received
17 March - 30 April 2025**

Date submitted: Mar 20, 2025, 12:19 AM

Contribution ID: 3360

Name Nidhin Kurian

Are you giving feedback on behalf of an organisation?

No – these are my own personal views

Would you like to make a verbal submission?

No thanks

Which option do you prefer?

Option 1: keep the existing lower 60kmh speed limit

Tell us your reasons

The road has a blind bend that is already riskier, with 80 kmph the risk is higher. The road has flood risks as well. Keep the speed at 60

**Cobham Drive Speed Limit Reduction Submissions received
17 March - 30 April 2025**

Date submitted: Mar 20, 2025, 12:13 AM

Contribution ID: 3359

Name Carlos Dobson

Are you giving feedback on behalf of an organisation?

No – these are my own personal views

Would you like to make a verbal submission?

No thanks

Which option do you prefer?

Option 2: lift the speed limit back up to 80km/h

Tell us your reasons

As part of the ring road around the city to avoid congestion and ease of travel this should be moved back to 80kph

Since it has gone down there may be less crashes but speed is not the only factor. The express way has opened and people are choosing other routes as this has been slower

**Cobham Drive Speed Limit Reduction Submissions received
17 March - 30 April 2025**

Date submitted: Mar 19, 2025, 11:06 PM

Contribution ID: 3358

Name Allen Bryce

Are you giving feedback on behalf of an organisation?

No – these are my own personal views

Would you like to make a verbal submission?

No thanks

Which option do you prefer?

Option 2: lift the speed limit back up to 80km/h

Tell us your reasons

60km is too slow for a motorway

**Cobham Drive Speed Limit Reduction Submissions received
17 March - 30 April 2025**

Date submitted: Mar 19, 2025, 11:05 PM

Contribution ID: 3357

Name Nadeem Ahmed

Are you giving feedback on behalf of an organisation?

No – these are my own personal views

Would you like to make a verbal submission?

Yes, I would like to speak to Elected Members

Which option do you prefer?

Option 2: lift the speed limit back up to 80km/h

Tell us your reasons

**Cobham Drive Speed Limit Reduction Submissions received
17 March - 30 April 2025**

Date submitted: Mar 19, 2025, 10:50 PM

Contribution ID: 3356

Name Elise Andree-Wiltens

Are you giving feedback on behalf of an organisation?

No – these are my own personal views

Would you like to make a verbal submission?

No thanks

Which option do you prefer?

Option 1: keep the existing lower 60kmh speed limit

Tell us your reasons

No point increasing back to 80km with proven reduction in accidents, cost to change 1.17km being \$20,000 is not worth it for the minimal time the extra 20km limit would save, could be confusing going from 50km in the city, to 80km for a short distance then down to 50 or 60 km depending what direction people are heading.

**Cobham Drive Speed Limit Reduction Submissions received
17 March - 30 April 2025**

Date submitted: Mar 19, 2025, 10:29 PM

Contribution ID: 3355

Name SABORE IYPE

Are you giving feedback on behalf of an organisation?

No – these are my own personal views

Would you like to make a verbal submission?

No thanks

Which option do you prefer?

Option 2: lift the speed limit back up to 80km/h

Tell us your reasons

It's plenty of time to act in this area expect that turns (coming from pak n save the first turn). Rest of the areas are fine for 80km in my opinion.

Thanks

**Cobham Drive Speed Limit Reduction Submissions received
17 March - 30 April 2025**

Date submitted: Mar 19, 2025, 10:12 PM

Contribution ID: 3354

Name Clinton storer

Are you giving feedback on behalf of an organisation?

No – these are my own personal views

Would you like to make a verbal submission?

No thanks

Which option do you prefer?

Option 2: lift the speed limit back up to 80km/h

Tell us your reasons

It was fine before at 80

**Cobham Drive Speed Limit Reduction Submissions received
17 March - 30 April 2025**

Date submitted: Mar 19, 2025, 10:05 PM

Contribution ID: 3353

Name Paul

Are you giving feedback on behalf of an organisation?

No – these are my own personal views

Would you like to make a verbal submission?

No thanks

Which option do you prefer?

Option 2: lift the speed limit back up to 80km/h

Tell us your reasons

80km/h is a safe and reasonable speed. Council has dumped unwanted humps all over the city making transport more difficult for emergency services and making driving in the city more difficult. It's time to take back our streets.

**Cobham Drive Speed Limit Reduction Submissions received
17 March - 30 April 2025**

Date submitted: Mar 19, 2025, 09:59 PM

Contribution ID: 3352

Name Andrea

Are you giving feedback on behalf of an organisation?

No – these are my own personal views

Would you like to make a verbal submission?

No thanks

Which option do you prefer?

Option 2: lift the speed limit back up to 80km/h

Tell us your reasons

No need to have lowered it in the first place. It's double lanes without any oncoming traffic! As opposed to Wairere drive over train track by the Base which has remained at 80 the whole time single lane with oncoming traffic! Not that it's ever possible to get up to 80 there though as such a busy area.

As for \$20,000 to replace a few signs that's a have! Probably going towards 1,000 road cones for the small job.

What a waste of time and \$ just setting up these submissions!

**Cobham Drive Speed Limit Reduction Submissions received
17 March - 30 April 2025**

Date submitted: Mar 19, 2025, 09:54 PM

Contribution ID: 3351

Name Gillian Hancock

Are you giving feedback on behalf of an organisation?

No – these are my own personal views

Would you like to make a verbal submission?

No thanks

Which option do you prefer?

Option 1: keep the existing lower 60kmh speed limit

Tell us your reasons

This is a short relatively stretch of road and is not open highway. It is a known accident area and the lower speed limit is safer. Raising the speed limit will only save seconds on a journey, if that. Safety should be the first consideration.

At busy times there is very often an unseen queue of traffic around one of bends on this piece of road.

The lower speed limit makes it more likely a vehicle will be able to stop when coming suddenly up to already queued vehicles

**Cobham Drive Speed Limit Reduction Submissions received
17 March - 30 April 2025**

Date submitted: Mar 19, 2025, 09:44 PM

Contribution ID: 3350

Name Emma Dickson

Are you giving feedback on behalf of an organisation?

No – these are my own personal views

Would you like to make a verbal submission?

No thanks

Which option do you prefer?

Option 1: keep the existing lower 60kmh speed limit

Tell us your reasons

This section of road is entering the central city and does not need to have a higher speed limit. There is a walking and cycling path right beside it which is part of the popular Waikato River Walk. It would in no way speed up travel times and puts locals and visitors at risk.

**Cobham Drive Speed Limit Reduction Submissions received
17 March - 30 April 2025**

Date submitted: Mar 19, 2025, 09:42 PM

Contribution ID: 3349

Name Sue Sutherland

Are you giving feedback on behalf of an organisation?

No – these are my own personal views

Would you like to make a verbal submission?

No thanks

Which option do you prefer?

Tell us your reasons

Why didn't you present an option for 70kmh. That would be more realistic and would be something I would support.

**Cobham Drive Speed Limit Reduction Submissions received
17 March - 30 April 2025**

Date submitted: Mar 19, 2025, 09:38 PM

Contribution ID: 3348

Name Mathew

Are you giving feedback on behalf of an organisation?

No – these are my own personal views

Would you like to make a verbal submission?

No thanks

Which option do you prefer?

Option 2: lift the speed limit back up to 80km/h

Tell us your reasons

Lowering speed limit is not the answer to reduce crashes. The road is designed for higher speed limit and there is no minor road accessing this section so a higher speed is warranted. I was amazed to see the speed reduction back in 2023. Not very well thought approach. Secondly \$20000 on signs seems very excessive.

**Cobham Drive Speed Limit Reduction Submissions received
17 March - 30 April 2025**

Date submitted: Mar 19, 2025, 09:30 PM

Contribution ID: 3347

Name Grant Cowley

Are you giving feedback on behalf of an organisation?

No – these are my own personal views

Would you like to make a verbal submission?

No thanks

Which option do you prefer?

Option 2: lift the speed limit back up to 80km/h

Tell us your reasons

The road quality is easily good enough for a greater than 60kph limit.

A 80kph limit fits better with how the road is currently being used ie most travel greater than 60kph

**Cobham Drive Speed Limit Reduction Submissions received
17 March - 30 April 2025**

Date submitted: Mar 19, 2025, 09:21 PM

Contribution ID: 3346

Name Rachel Gouws

Are you giving feedback on behalf of an organisation?

No – these are my own personal views

Would you like to make a verbal submission?

No thanks

Which option do you prefer?

Option 1: keep the existing lower 60kmh speed limit

Tell us your reasons

There are some busy intersections

**Cobham Drive Speed Limit Reduction Submissions received
17 March - 30 April 2025**

Date submitted: Mar 19, 2025, 09:16 PM

Contribution ID: 3345

Name Neil Fitzgerald

Are you giving feedback on behalf of an organisation?

No – these are my own personal views

Would you like to make a verbal submission?

No thanks

Which option do you prefer?

Option 1: keep the existing lower 60kmh speed limit

Tell us your reasons

Increasing speed to save 0.05s is not worth the cost of implementation, or increased accidents, pollution and noise. Having to redo this work is a ridiculous waste of everyone's time and money.

**Cobham Drive Speed Limit Reduction Submissions received
17 March - 30 April 2025**

Date submitted: Mar 19, 2025, 09:15 PM

Contribution ID: 3344

Name Harshad Phadnis

Are you giving feedback on behalf of an organisation?

No – these are my own personal views

Would you like to make a verbal submission?

No thanks

Which option do you prefer?

Option 2: lift the speed limit back up to 80km/h

Tell us your reasons

**Cobham Drive Speed Limit Reduction Submissions received
17 March - 30 April 2025**

Date submitted: Mar 19, 2025, 09:02 PM

Contribution ID: 3343

Name Ben Dickson

Are you giving feedback on behalf of an organisation?

No – these are my own personal views

Would you like to make a verbal submission?

No thanks

Which option do you prefer?

Option 1: keep the existing lower 60kmh speed limit

Tell us your reasons

This is a high use road on the margins of an inner city area. A short section of 80 km/h speed limit offers no realistic time advantage at a significantly higher risk of injury in the case of an accident.

**Cobham Drive Speed Limit Reduction Submissions received
17 March - 30 April 2025**

Date submitted: Mar 19, 2025, 09:01 PM

Contribution ID: 3342

Name David Thomson

Are you giving feedback on behalf of an organisation?

No – these are my own personal views

Would you like to make a verbal submission?

No thanks

Which option do you prefer?

Option 2: lift the speed limit back up to 80km/h

Tell us your reasons

The road is two lanes each way well separated- there is no reason at all to have the lower limit

**Cobham Drive Speed Limit Reduction Submissions received
17 March - 30 April 2025**

Date submitted: Mar 19, 2025, 08:55 PM

Contribution ID: 3341

Name Mark sawert

Are you giving feedback on behalf of an organisation?

No – these are my own personal views

Would you like to make a verbal submission?

No thanks

Which option do you prefer?

Option 2: lift the speed limit back up to 80km/h

Tell us your reasons

**Cobham Drive Speed Limit Reduction Submissions received
17 March - 30 April 2025**

Date submitted: Mar 19, 2025, 08:54 PM

Contribution ID: 3340

Name Ian Williams

Are you giving feedback on behalf of an organisation?

No – these are my own personal views

Would you like to make a verbal submission?

No thanks

Which option do you prefer?

Option 1: keep the existing lower 60kmh speed limit

Tell us your reasons

The stats prove that slower is safer

**Cobham Drive Speed Limit Reduction Submissions received
17 March - 30 April 2025**

Date submitted: Mar 19, 2025, 08:50 PM

Contribution ID: 3339

Name Helen Bond

Are you giving feedback on behalf of an organisation?

No – these are my own personal views

Would you like to make a verbal submission?

No thanks

Which option do you prefer?

Option 1: keep the existing lower 60kmh speed limit

Tell us your reasons

Safer. No issue reducing speed for such a short stretch of road.

**Cobham Drive Speed Limit Reduction Submissions received
17 March - 30 April 2025**

Date submitted: Mar 19, 2025, 08:34 PM

Contribution ID: 3338

Name Ross Knudsen

Are you giving feedback on behalf of an organisation?

No – these are my own personal views

Would you like to make a verbal submission?

No thanks

Which option do you prefer?

Option 2: lift the speed limit back up to 80km/h

Tell us your reasons

**Cobham Drive Speed Limit Reduction Submissions received
17 March - 30 April 2025**

Date submitted: Mar 19, 2025, 08:18 PM

Contribution ID: 3337

Name Erik Christiansen

Are you giving feedback on behalf of an organisation?

No – these are my own personal views

Would you like to make a verbal submission?

No thanks

Which option do you prefer?

Option 2: lift the speed limit back up to 80km/h

Tell us your reasons

It is perfectly safe to drive at 80km / hr in this area when conditions are normal, so it should be 80 km / hr to allow better flow of traffic.

**Cobham Drive Speed Limit Reduction Submissions received
17 March - 30 April 2025**

Date submitted: Mar 19, 2025, 08:16 PM

Contribution ID: 3336

Name Francois Ruellan

Are you giving feedback on behalf of an organisation?

No – these are my own personal views

Would you like to make a verbal submission?

No thanks

Which option do you prefer?

Option 1: keep the existing lower 60kmh speed limit

Tell us your reasons

**Cobham Drive Speed Limit Reduction Submissions received
17 March - 30 April 2025**

Date submitted: Mar 19, 2025, 08:08 PM

Contribution ID: 3335

Name Kiegan Millard

Are you giving feedback on behalf of an organisation?

No – these are my own personal views

Would you like to make a verbal submission?

No thanks

Which option do you prefer?

Option 2: lift the speed limit back up to 80km/h

Tell us your reasons

I don't know why they decreased it. People go 80 down here naturally so may as well make it legal. It is a safe road to put back to 80kmh and will make things move faster to help with choke points crossing the river. We should really focus on improving ou

**Cobham Drive Speed Limit Reduction Submissions received
17 March - 30 April 2025**

Date submitted: Mar 19, 2025, 08:06 PM

Contribution ID: 3334

Name Ethan Moore

Are you giving feedback on behalf of an organisation?

No – these are my own personal views

Would you like to make a verbal submission?

No thanks

Which option do you prefer?

Option 2: lift the speed limit back up to 80km/h

Tell us your reasons

**Cobham Drive Speed Limit Reduction Submissions received
17 March - 30 April 2025**

Date submitted: Mar 19, 2025, 08:00 PM

Contribution ID: 3333

Name Donna West

Are you giving feedback on behalf of an organisation?

No – these are my own personal views

Would you like to make a verbal submission?

No thanks

Which option do you prefer?

Option 1: keep the existing lower 60kmh speed limit

Tell us your reasons

I think that the speed limit change to 60km/h, has been a good idea. In torrential rain this road gets serious flooding and this makes it dangerous. At 80km/h you don't always see the flooding around the corners on this road. The other reason I think the

**Cobham Drive Speed Limit Reduction Submissions received
17 March - 30 April 2025**

Date submitted: Mar 19, 2025, 07:58 PM

Contribution ID: 3332

Name Cameron Coleman

Are you giving feedback on behalf of an organisation?

No – these are my own personal views

Would you like to make a verbal submission?

No thanks

Which option do you prefer?

Option 2: lift the speed limit back up to 80km/h

Tell us your reasons

I think that 60 is a bit slow for this stretch of road and increasing it to 80 would increase traffic flow and speed

**Cobham Drive Speed Limit Reduction Submissions received
17 March - 30 April 2025**

Date submitted: Mar 19, 2025, 07:57 PM

Contribution ID: 3331

Name Katrina Fyers

Are you giving feedback on behalf of an organisation?

No – these are my own personal views

Would you like to make a verbal submission?

No thanks

Which option do you prefer?

Option 1: keep the existing lower 60kmh speed limit

Tell us your reasons

Traffic s often heavy and cars can't go any faster. Heavy rain also compromises the safety with flooding.

**Cobham Drive Speed Limit Reduction Submissions received
17 March - 30 April 2025**

Date submitted: Mar 19, 2025, 07:54 PM

Contribution ID: 3330

Name Maddi

Are you giving feedback on behalf of an organisation?

No – these are my own personal views

Would you like to make a verbal submission?

No thanks

Which option do you prefer?

Option 2: lift the speed limit back up to 80km/h

Tell us your reasons

**Cobham Drive Speed Limit Reduction Submissions received
17 March - 30 April 2025**

Date submitted: Mar 19, 2025, 07:53 PM

Contribution ID: 3329

Name Polly McAdam

Are you giving feedback on behalf of an organisation?

No – these are my own personal views

Would you like to make a verbal submission?

No thanks

Which option do you prefer?

Option 1: keep the existing lower 60kmh speed limit

Tell us your reasons

Safety reason. There are residential houses along Cobham Drive and it is adjacent to a popular recreational walkway/bike path. Reverting it back to 80km/h will make the road appear to be more dangerous and it would discourage non-motorised road users li

**Cobham Drive Speed Limit Reduction Submissions received
17 March - 30 April 2025**

Date submitted: Mar 19, 2025, 07:47 PM

Contribution ID: 3328

Name James Papesch

Are you giving feedback on behalf of an organisation?

No – these are my own personal views

Would you like to make a verbal submission?

No thanks

Which option do you prefer?

Option 2: lift the speed limit back up to 80km/h

Tell us your reasons

**Cobham Drive Speed Limit Reduction Submissions received
17 March - 30 April 2025**

Date submitted: Mar 19, 2025, 07:46 PM

Contribution ID: 3327

Name Katelyn Gibbons

Are you giving feedback on behalf of an organisation?

No – these are my own personal views

Would you like to make a verbal submission?

No thanks

Which option do you prefer?

Option 2: lift the speed limit back up to 80km/h

Tell us your reasons

Less people riding up other cars butts for going 60 cause they get impatient after it being 80 for so long.

Will make me feels safer on the road.

**Cobham Drive Speed Limit Reduction Submissions received
17 March - 30 April 2025**

Date submitted: Mar 19, 2025, 07:45 PM

Contribution ID: 3326

Name Noel Dromgool

Are you giving feedback on behalf of an organisation?

No – these are my own personal views

Would you like to make a verbal submission?

No thanks

Which option do you prefer?

Option 2: lift the speed limit back up to 80km/h

Tell us your reasons

I drove a taxi in Hamilton for 27 years and one thing I discovered was that a lower speed doesn't necessarily make a road safer. People need to learn to drive safely but at lower speed they don't find it necessary to concentrate on safety eg phone use etc

**Cobham Drive Speed Limit Reduction Submissions received
17 March - 30 April 2025**

Date submitted: Mar 19, 2025, 07:29 PM

Contribution ID: 3325

Name Jill Rumney

Are you giving feedback on behalf of an organisation?

No – these are my own personal views

Would you like to make a verbal submission?

No thanks

Which option do you prefer?

Option 2: lift the speed limit back up to 80km/h

Tell us your reasons

**Cobham Drive Speed Limit Reduction Submissions received
17 March - 30 April 2025**

Date submitted: Mar 19, 2025, 07:24 PM

Contribution ID: 3324

Name Kelli

Are you giving feedback on behalf of an organisation?

No – these are my own personal views

Would you like to make a verbal submission?

No thanks

Which option do you prefer?

Option 1: keep the existing lower 60kmh speed limit

Tell us your reasons

Crash data shows a 73% decrease since the speed limit was lowered from 80km/h to 60km/h in June 2023

**Cobham Drive Speed Limit Reduction Submissions received
17 March - 30 April 2025**

Date submitted: Mar 19, 2025, 07:11 PM

Contribution ID: 3323

Name Rupert Luff

Are you giving feedback on behalf of an organisation?

No – these are my own personal views

Would you like to make a verbal submission?

No thanks

Which option do you prefer?

Option 1: keep the existing lower 60kmh speed limit

Tell us your reasons

**Cobham Drive Speed Limit Reduction Submissions received
17 March - 30 April 2025**

Date submitted: Mar 19, 2025, 07:03 PM

Contribution ID: 3322

Name Maximus

Are you giving feedback on behalf of an organisation?

No – these are my own personal views

Would you like to make a verbal submission?

No thanks

Which option do you prefer?

Option 2: lift the speed limit back up to 80km/h

Tell us your reasons

There was no real reason needed to change the speed limit except to by in to the last governments road to zero rubbish.

**Cobham Drive Speed Limit Reduction Submissions received
17 March - 30 April 2025**

Date submitted: Mar 19, 2025, 06:53 PM

Contribution ID: 3321

Name Joshua

Are you giving feedback on behalf of an organisation?

No – these are my own personal views

Would you like to make a verbal submission?

No thanks

Which option do you prefer?

Option 1: keep the existing lower 60kmh speed limit

Tell us your reasons

I think it is safer now that the speed limit is at 60km/hr. There are times that other drivers are over speeding and if it will be reversed back to 80km/hr, there a higher tendency that the speeders will go up beyond 80. There's a blind curve, and traffic

**Cobham Drive Speed Limit Reduction Submissions received
17 March - 30 April 2025**

Date submitted: Mar 19, 2025, 06:50 PM

Contribution ID: 3320

Name Jessica Berry

Are you giving feedback on behalf of an organisation?

No – these are my own personal views

Would you like to make a verbal submission?

No thanks

Which option do you prefer?

Option 1: keep the existing lower 60kmh speed limit

Tell us your reasons

I feel it will be best to keep the speed limit at 60 kmh as it's a very busy road and a higher speed limit will make more crashes and you have to cross 2 lanes and turn right and people sometimes speed

**Cobham Drive Speed Limit Reduction Submissions received
17 March - 30 April 2025**

Date submitted: Mar 19, 2025, 06:41 PM

Contribution ID: 3319

Name Paul Goble

Are you giving feedback on behalf of an organisation?

No – these are my own personal views

Would you like to make a verbal submission?

No thanks

Which option do you prefer?

Option 2: lift the speed limit back up to 80km/h

Tell us your reasons

It was perfectly fine at 80kmh for the majority of drivers. Reckless drivers will drive badly regardless of the posted speed limit so we shouldn't always be dictated to by the most incompetent.

**Cobham Drive Speed Limit Reduction Submissions received
17 March - 30 April 2025**

Date submitted: Mar 19, 2025, 06:38 PM

Contribution ID: 3318

Name Margarett Cantwell

Are you giving feedback on behalf of an organisation?

No – these are my own personal views

Would you like to make a verbal submission?

No thanks

Which option do you prefer?

Option 1: keep the existing lower 60kmh speed limit

Tell us your reasons

The reduction in crashes is significant

**Cobham Drive Speed Limit Reduction Submissions received
17 March - 30 April 2025**

Date submitted: Mar 19, 2025, 06:35 PM

Contribution ID: 3317

Name Andrew

Are you giving feedback on behalf of an organisation?

No – these are my own personal views

Would you like to make a verbal submission?

No thanks

Which option do you prefer?

Option 2: lift the speed limit back up to 80km/h

Tell us your reasons

The road is safer for 80 kph limit and at 60 people try doing other things.

While it's been at 60 I see more people doing everything but focusing on driving.

When it's 80 kph people focus on driving much more.

**Cobham Drive Speed Limit Reduction Submissions received
17 March - 30 April 2025**

Date submitted: Mar 19, 2025, 06:24 PM

Contribution ID: 3316

Name Antoinette

Are you giving feedback on behalf of an organisation?

No – these are my own personal views

Would you like to make a verbal submission?

No thanks

Which option do you prefer?

Option 1: keep the existing lower 60kmh speed limit

Tell us your reasons

The cost of changing signage should not factor in to the cost of a life or lives. I, as do my family, use this stretch of road on a daily and have noticed a significant change in safety since the speed limit was reduced. Yes there are still those that pus

**Cobham Drive Speed Limit Reduction Submissions received
17 March - 30 April 2025**

Date submitted: Mar 19, 2025, 06:22 PM

Contribution ID: 3315

Name ANA

Are you giving feedback on behalf of an organisation?

No – these are my own personal views

Would you like to make a verbal submission?

No thanks

Which option do you prefer?

Option 1: keep the existing lower 60kmh speed limit

Tell us your reasons

Safer less crashes

**Cobham Drive Speed Limit Reduction Submissions received
17 March - 30 April 2025**

Date submitted: Mar 19, 2025, 06:19 PM

Contribution ID: 3314

Name Daniel Tate

Are you giving feedback on behalf of an organisation?

No – these are my own personal views

Would you like to make a verbal submission?

No thanks

Which option do you prefer?

Option 2: lift the speed limit back up to 80km/h

Tell us your reasons

It is a main arterial route through the city. The reduced speed limit causes huge bottlenecks in major intersections

**Cobham Drive Speed Limit Reduction Submissions received
17 March - 30 April 2025**

Date submitted: Mar 19, 2025, 06:18 PM

Contribution ID: 3313

Name Raewyn Furth

Are you giving feedback on behalf of an organisation?

No – these are my own personal views

Would you like to make a verbal submission?

No thanks

Which option do you prefer?

Option 2: lift the speed limit back up to 80km/h

Tell us your reasons

The speed limit is currently 60kms and very few people stick to this. 80km keeps the traffic flowing.

**Cobham Drive Speed Limit Reduction Submissions received
17 March - 30 April 2025**

Date submitted: Mar 19, 2025, 06:02 PM

Contribution ID: 3312

Name Bruce Small

Are you giving feedback on behalf of an organisation?

No – these are my own personal views

Would you like to make a verbal submission?

No thanks

Which option do you prefer?

Option 1: keep the existing lower 60kmh speed limit

Tell us your reasons

The road has curves and roundabouts that require speeds less than 60ks. Only a tiny portion of the road space is able to be travelled at 80ks. Changing speed limits every 200 or so metres is extremely confusing for drivers (and basically a pretty stupid t

**Cobham Drive Speed Limit Reduction Submissions received
17 March - 30 April 2025**

Date submitted: Mar 19, 2025, 05:58 PM

Contribution ID: 3311

Name Brett

Are you giving feedback on behalf of an organisation?

No – these are my own personal views

Would you like to make a verbal submission?

No thanks

Which option do you prefer?

Option 1: keep the existing lower 60kmh speed limit

Tell us your reasons

Know ppl with kids who live on Cobham.

Reduction in crashes

**Cobham Drive Speed Limit Reduction Submissions received
17 March - 30 April 2025**

Date submitted: Mar 19, 2025, 05:50 PM

Contribution ID: 3310

Name Grant Templeman

Are you giving feedback on behalf of an organisation?

No – these are my own personal views

Would you like to make a verbal submission?

No thanks

Which option do you prefer?

Option 2: lift the speed limit back up to 80km/h

Tell us your reasons

Most people are not doing 60 anyway. Even the police go whizzing past me if I do 60

**Cobham Drive Speed Limit Reduction Submissions received
17 March - 30 April 2025**

Date submitted: Mar 19, 2025, 05:44 PM

Contribution ID: 3309

Name Maksim

Are you giving feedback on behalf of an organisation?

No – these are my own personal views

Would you like to make a verbal submission?

No thanks

Which option do you prefer?

Option 2: lift the speed limit back up to 80km/h

Tell us your reasons

**Cobham Drive Speed Limit Reduction Submissions received
17 March - 30 April 2025**

Date submitted: Mar 19, 2025, 05:30 PM

Contribution ID: 3308

Name Tessa

Are you giving feedback on behalf of an organisation?

No – these are my own personal views

Would you like to make a verbal submission?

No thanks

Which option do you prefer?

Option 2: lift the speed limit back up to 80km/h

Tell us your reasons

To be honest, most drive that road at 80km per hour. Changing the speed limit would be beneficial cause then we can continue to drive at 80km on that road without risking a ticket.

**Cobham Drive Speed Limit Reduction Submissions received
17 March - 30 April 2025**

Date submitted: Mar 19, 2025, 05:30 PM

Contribution ID: 3307

Name Hyun-Min Kim

Are you giving feedback on behalf of an organisation?

No – these are my own personal views

Would you like to make a verbal submission?

No thanks

Which option do you prefer?

Option 1: keep the existing lower 60kmh speed limit

Tell us your reasons

There will be no significant difference in travel times at a dangerous intersection that is unprotected for cars both driving on Cobham Drive and entering it.

Do not coerce to the National government who are pursuing an anti-urbanist policy

**Cobham Drive Speed Limit Reduction Submissions received
17 March - 30 April 2025**

Date submitted: Mar 19, 2025, 05:26 PM

Contribution ID: 3306

Name Paul

Are you giving feedback on behalf of an organisation?

No – these are my own personal views

Would you like to make a verbal submission?

No thanks

Which option do you prefer?

Option 2: lift the speed limit back up to 80km/h

Tell us your reasons

**Cobham Drive Speed Limit Reduction Submissions received
17 March - 30 April 2025**

Date submitted: Mar 19, 2025, 05:22 PM

Contribution ID: 3305

Name Murray Wilby

Are you giving feedback on behalf of an organisation?

No – these are my own personal views

Would you like to make a verbal submission?

No thanks

Which option do you prefer?

Option 2: lift the speed limit back up to 80km/h

Tell us your reasons

I prefer to travel at 80km.

**Cobham Drive Speed Limit Reduction Submissions received
17 March - 30 April 2025**

Date submitted: Mar 19, 2025, 05:22 PM

Contribution ID: 3304

Name Karen van der Lingen

Are you giving feedback on behalf of an organisation?

No – these are my own personal views

Would you like to make a verbal submission?

No thanks

Which option do you prefer?

Option 1: keep the existing lower 60kmh speed limit

Tell us your reasons

Safety.

**Cobham Drive Speed Limit Reduction Submissions received
17 March - 30 April 2025**

Date submitted: Mar 19, 2025, 05:13 PM

Contribution ID: 3303

Name Brendon

Are you giving feedback on behalf of an organisation?

No – these are my own personal views

Would you like to make a verbal submission?

No thanks

Which option do you prefer?

Option 2: lift the speed limit back up to 80km/h

Tell us your reasons

Speed didn't need to be changed in the first place. There are no arterial roads or driveways or pedestrians. The reduction in crashes is unlikely due to speed reduction as the reduced speed limit is almost universally ignored by the 23,000 road users each

**Cobham Drive Speed Limit Reduction Submissions received
17 March - 30 April 2025**

Date submitted: Mar 19, 2025, 05:05 PM

Contribution ID: 3302

Name charles chavannes

Are you giving feedback on behalf of an organisation?

No – these are my own personal views

Would you like to make a verbal submission?

No thanks

Which option do you prefer?

Option 2: lift the speed limit back up to 80km/h

Tell us your reasons

**Cobham Drive Speed Limit Reduction Submissions received
17 March - 30 April 2025**

Date submitted: Mar 19, 2025, 05:02 PM

Contribution ID: 3301

Name Hayden

Are you giving feedback on behalf of an organisation?

No – these are my own personal views

Would you like to make a verbal submission?

No thanks

Which option do you prefer?

Option 2: lift the speed limit back up to 80km/h

Tell us your reasons

The speed limit has not changed the way people drive, I drive this road every day and everyone is doing the 80kmh speed limit anyway, there are no houses on this road and the footpath is not close to the road so it should have stayed 80

**Cobham Drive Speed Limit Reduction Submissions received
17 March - 30 April 2025**

Date submitted: Mar 19, 2025, 04:58 PM

Contribution ID: 3300

Name Han Bergman

Are you giving feedback on behalf of an organisation?

No – these are my own personal views

Would you like to make a verbal submission?

No thanks

Which option do you prefer?

Option 1: keep the existing lower 60kmh speed limit

Tell us your reasons

60 is fast enough. If lowering the speed limit from the original 80 led to a reduction in accidents I don't understand why anyone would want to bring it back to 80 km/h. At peak times this is a very busy stretch of road I prefer to see the speed limit unc

**Cobham Drive Speed Limit Reduction Submissions received
17 March - 30 April 2025**

Date submitted: Mar 19, 2025, 04:42 PM

Contribution ID: 3299

Name Lukkas

Are you giving feedback on behalf of an organisation?

No – these are my own personal views

Would you like to make a verbal submission?

No thanks

Which option do you prefer?

Option 2: lift the speed limit back up to 80km/h

Tell us your reasons

The speed limit should return to 80km because it makes travel through that road much easier. 60km is just too slow.

**Cobham Drive Speed Limit Reduction Submissions received
17 March - 30 April 2025**

Date submitted: Mar 19, 2025, 04:37 PM

Contribution ID: 3298

Name Joshua Smith

Are you giving feedback on behalf of an organisation?

No – these are my own personal views

Would you like to make a verbal submission?

No thanks

Which option do you prefer?

Option 2: lift the speed limit back up to 80km/h

Tell us your reasons

I believe that the old 80kph was fine and what you're saying about there being less accidents is false information to persuade people to vote the lower kph.

**Cobham Drive Speed Limit Reduction Submissions received
17 March - 30 April 2025**

Date submitted: Mar 19, 2025, 04:09 PM

Contribution ID: 3297

Name Mark Nasmith

Are you giving feedback on behalf of an organisation?

No – these are my own personal views

Would you like to make a verbal submission?

No thanks

Which option do you prefer?

Option 2: lift the speed limit back up to 80km/h

Tell us your reasons

I travel this section of road every day for the last 13 years to and from work and other activities in town from Glenview. I have only ever seen one collision on this section of road early on a winter morning when visibility was limited. Nobody currently

**Cobham Drive Speed Limit Reduction Submissions received
17 March - 30 April 2025**

Date submitted: Mar 19, 2025, 03:50 PM

Contribution ID: 3296

Name peter sinclair

Are you giving feedback on behalf of an organisation?

No – these are my own personal views

Would you like to make a verbal submission?

No thanks

Which option do you prefer?

Option 2: lift the speed limit back up to 80km/h

Tell us your reasons

**Cobham Drive Speed Limit Reduction Submissions received
17 March - 30 April 2025**

Date submitted: Mar 19, 2025, 03:42 PM

Contribution ID: 3295

Name Caroline Gabolinscy

Are you giving feedback on behalf of an organisation?

No – these are my own personal views

Would you like to make a verbal submission?

No thanks

Which option do you prefer?

Option 2: lift the speed limit back up to 80km/h

Tell us your reasons

It should never have been reduced, it slows everyone down- please put it back the way it was as per the government's direction.

**Cobham Drive Speed Limit Reduction Submissions received
17 March - 30 April 2025**

Date submitted: Mar 19, 2025, 03:39 PM

Contribution ID: 3294

Name Craig Ryan

Are you giving feedback on behalf of an organisation?

No – these are my own personal views

Would you like to make a verbal submission?

No thanks

Which option do you prefer?

Option 2: lift the speed limit back up to 80km/h

Tell us your reasons

Increasing the speed limit back to 80km/h will enable the traffic to flow better.

**Cobham Drive Speed Limit Reduction Submissions received
17 March - 30 April 2025**

Date submitted: Mar 19, 2025, 03:37 PM

Contribution ID: 3293

Name Chris Bredenbeck

Are you giving feedback on behalf of an organisation?

No – these are my own personal views

Would you like to make a verbal submission?

No thanks

Which option do you prefer?

Option 2: lift the speed limit back up to 80km/h

Tell us your reasons

Travelling this road almost daily for 30 years I believe the reduction to 60 kms is unnecessary. When it's busy at peak times the traffic flows along about 30kmh nose to tail so the speed limit is irrelevant. At quieter times the double wide road is clear

**Cobham Drive Speed Limit Reduction Submissions received
17 March - 30 April 2025**

Date submitted: Mar 19, 2025, 03:36 PM

Contribution ID: 3292

Name Rose Ryan

Are you giving feedback on behalf of an organisation?

No – these are my own personal views

Would you like to make a verbal submission?

No thanks

Which option do you prefer?

Option 2: lift the speed limit back up to 80km/h

Tell us your reasons

The 80km speed limit was perfectly acceptable and safe. The road has been improved with enhanced safety features.

A lot of traffic is already traveling faster than 60km currently.

**Cobham Drive Speed Limit Reduction Submissions received
17 March - 30 April 2025**

Date submitted: Mar 19, 2025, 03:06 PM

Contribution ID: 3291

Name Grant

Are you giving feedback on behalf of an organisation?

No – these are my own personal views

Would you like to make a verbal submission?

No thanks

Which option do you prefer?

Option 2: lift the speed limit back up to 80km/h

Tell us your reasons

The new highway has taken a significant amount of traffic away from Cobham drive. The upgraded road on that area is far safer than it was. There is finally common sense coming back to the Hamilton area, yet people don't listen to what was voted for.

**Cobham Drive Speed Limit Reduction Submissions received
17 March - 30 April 2025**

Date submitted: Mar 19, 2025, 03:05 PM

Contribution ID: 3290

Name John

Are you giving feedback on behalf of an organisation?

No – these are my own personal views

Would you like to make a verbal submission?

No thanks

Which option do you prefer?

Option 1: keep the existing lower 60kmh speed limit

Tell us your reasons

The first corner has merging traffic from left lane (Hillsborough Terrace), and right lane on same first corner sometimes has minor flooding in winter so makes sense to keep at 60 kmh. Also it's only a short road to the bridge which often has reduced speed

**Cobham Drive Speed Limit Reduction Submissions received
17 March - 30 April 2025**

Date submitted: Mar 19, 2025, 03:02 PM

Contribution ID: 3289

Name Lexi Stevens

Are you giving feedback on behalf of an organisation?

No – these are my own personal views

Would you like to make a verbal submission?

No thanks

Which option do you prefer?

Option 2: lift the speed limit back up to 80km/h

Tell us your reasons

**Cobham Drive Speed Limit Reduction Submissions received
17 March - 30 April 2025**

Date submitted: Mar 19, 2025, 03:01 PM

Contribution ID: 3288

Name S J Pennington

Are you giving feedback on behalf of an organisation?

No – these are my own personal views

Would you like to make a verbal submission?

No thanks

Which option do you prefer?

Option 1: keep the existing lower 60kmh speed limit

Tell us your reasons

80km llways felt to fast. No issues going 60km down this road.

**Cobham Drive Speed Limit Reduction Submissions received
17 March - 30 April 2025**

Date submitted: Mar 19, 2025, 02:46 PM

Contribution ID: 3287

Name Donald Austin

Are you giving feedback on behalf of an organisation?

No – these are my own personal views

Would you like to make a verbal submission?

No thanks

Which option do you prefer?

Option 1: keep the existing lower 60kmh speed limit

Tell us your reasons

Safety! Safety! Safety! I see zero benefits in raising the speed limit. There are however clear and documented disadvantages including unnecessary road safety issues and associated social and financial costs. The money for changing signage can be put to b

**Cobham Drive Speed Limit Reduction Submissions received
17 March - 30 April 2025**

Date submitted: Mar 19, 2025, 02:43 PM

Contribution ID: 3286

Name Ian Buchanan

Are you giving feedback on behalf of an organisation?

No – these are my own personal views

Would you like to make a verbal submission?

No thanks

Which option do you prefer?

Option 2: lift the speed limit back up to 80km/h

Tell us your reasons

Safe if you know how to drive.

**Cobham Drive Speed Limit Reduction Submissions received
17 March - 30 April 2025**

Date submitted: Mar 19, 2025, 02:42 PM

Contribution ID: 3285

Name Dennis Johns

Are you giving feedback on behalf of an organisation?

No – these are my own personal views

Would you like to make a verbal submission?

No thanks

Which option do you prefer?

Option 2: lift the speed limit back up to 80km/h

Tell us your reasons

Driving around Hamilton is frustrating enough without stupid changes that are more revenue streams than effective safety measures.

**Cobham Drive Speed Limit Reduction Submissions received
17 March - 30 April 2025**

Date submitted: Mar 19, 2025, 02:42 PM

Contribution ID: 3284

Name Amy Ward

Are you giving feedback on behalf of an organisation?

No – these are my own personal views

Would you like to make a verbal submission?

Yes, I would like to speak to Elected Members

Which option do you prefer?

Option 1: keep the existing lower 60kmh speed limit

Tell us your reasons

It's in a school area, there's been multiple accidents on the new motorways with higher speed limits. People don't remember to slow down when exiting from an 80km zone into the suburbs, school crossings and city. Especially when going straight from an 8

**Cobham Drive Speed Limit Reduction Submissions received
17 March - 30 April 2025**

Date submitted: Mar 19, 2025, 02:34 PM

Contribution ID: 3283

Name Brian Utikere

Are you giving feedback on behalf of an organisation?

No – these are my own personal views

Would you like to make a verbal submission?

No thanks

Which option do you prefer?

Option 1: keep the existing lower 60kmh speed limit

Tell us your reasons

Safer to merge into either lane...

**Cobham Drive Speed Limit Reduction Submissions received
17 March - 30 April 2025**

Date submitted: Mar 19, 2025, 02:32 PM

Contribution ID: 3282

Name Courtney Saunders

Are you giving feedback on behalf of an organisation?

No – these are my own personal views

Would you like to make a verbal submission?

No thanks

Which option do you prefer?

Option 2: lift the speed limit back up to 80km/h

Tell us your reasons

It's too slow and needs to increase for cars who don't want to be stuck in traffic

**Cobham Drive Speed Limit Reduction Submissions received
17 March - 30 April 2025**

Date submitted: Mar 19, 2025, 02:01 PM

Contribution ID: 3281

Name Jared

Are you giving feedback on behalf of an organisation?

No – these are my own personal views

Would you like to make a verbal submission?

No thanks

Which option do you prefer?

Option 2: lift the speed limit back up to 80km/h

Tell us your reasons

**Cobham Drive Speed Limit Reduction Submissions received
17 March - 30 April 2025**

Date submitted: Mar 19, 2025, 02:01 PM

Contribution ID: 3280

Name brad Magee

Are you giving feedback on behalf of an organisation?

No – these are my own personal views

Would you like to make a verbal submission?

No thanks

Which option do you prefer?

Option 2: lift the speed limit back up to 80km/h

Tell us your reasons

**Cobham Drive Speed Limit Reduction Submissions received
17 March - 30 April 2025**

Date submitted: Mar 19, 2025, 01:58 PM

Contribution ID: 3279

Name Byron DICKSON

Are you giving feedback on behalf of an organisation?

No – these are my own personal views

Would you like to make a verbal submission?

No thanks

Which option do you prefer?

Option 2: lift the speed limit back up to 80km/h

Tell us your reasons

I actually think that 70km/h is more appropriate because it gives the from driver the understanding that they are in an urban zone but 60km/h is just too slow. There is no justification for the slower speed; the many times I have used it I seldom see walk

**Cobham Drive Speed Limit Reduction Submissions received
17 March - 30 April 2025**

Date submitted: Mar 19, 2025, 01:51 PM

Contribution ID: 3278

Name Timothy Rogers

Are you giving feedback on behalf of an organisation?

No – these are my own personal views

Would you like to make a verbal submission?

No thanks

Which option do you prefer?

Option 2: lift the speed limit back up to 80km/h

Tell us your reasons

**Cobham Drive Speed Limit Reduction Submissions received
17 March - 30 April 2025**

Date submitted: Mar 19, 2025, 01:49 PM

Contribution ID: 3277

Name Hannah

Are you giving feedback on behalf of an organisation?

No – these are my own personal views

Would you like to make a verbal submission?

No thanks

Which option do you prefer?

Option 2: lift the speed limit back up to 80km/h

Tell us your reasons

Needs to be faster

**Cobham Drive Speed Limit Reduction Submissions received
17 March - 30 April 2025**

Date submitted: Mar 19, 2025, 01:42 PM

Contribution ID: 3276

Name Tristan Wheeler

Are you giving feedback on behalf of an organisation?

No – these are my own personal views

Would you like to make a verbal submission?

No thanks

Which option do you prefer?

Option 2: lift the speed limit back up to 80km/h

Tell us your reasons

Everyone is going 80 kms on it anyway

**Cobham Drive Speed Limit Reduction Submissions received
17 March - 30 April 2025**

Date submitted: Mar 19, 2025, 01:41 PM

Contribution ID: 3275

Name Rowan Jamieson

Are you giving feedback on behalf of an organisation?

No – these are my own personal views

Would you like to make a verbal submission?

No thanks

Which option do you prefer?

Option 2: lift the speed limit back up to 80km/h

Tell us your reasons

60 is too slow

**Cobham Drive Speed Limit Reduction Submissions received
17 March - 30 April 2025**

Date submitted: Mar 19, 2025, 01:39 PM

Contribution ID: 3274

Name tania Langhorn

Are you giving feedback on behalf of an organisation?

No – these are my own personal views

Would you like to make a verbal submission?

No thanks

Which option do you prefer?

Option 1: keep the existing lower 60kmh speed limit

Tell us your reasons

Much safer and less stressful driving

**Cobham Drive Speed Limit Reduction Submissions received
17 March - 30 April 2025**

Date submitted: Mar 19, 2025, 01:23 PM

Contribution ID: 3273

Name Robert Verner

Are you giving feedback on behalf of an organisation?

No – these are my own personal views

Would you like to make a verbal submission?

No thanks

Which option do you prefer?

Option 2: lift the speed limit back up to 80km/h

Tell us your reasons

**Cobham Drive Speed Limit Reduction Submissions received
17 March - 30 April 2025**

Date submitted: Mar 19, 2025, 01:20 PM

Contribution ID: 3272

Name Penelope McCkennan

Are you giving feedback on behalf of an organisation?

No – these are my own personal views

Would you like to make a verbal submission?

No thanks

Which option do you prefer?

Option 2: lift the speed limit back up to 80km/h

Tell us your reasons

Totally unnecessary to have a 60kph speed on this two laned road.

**Cobham Drive Speed Limit Reduction Submissions received
17 March - 30 April 2025**

Date submitted: Mar 19, 2025, 01:16 PM

Contribution ID: 3271

Name Harriett

Are you giving feedback on behalf of an organisation?

No – these are my own personal views

Would you like to make a verbal submission?

No thanks

Which option do you prefer?

Option 1: keep the existing lower 60kmh speed limit

Tell us your reasons

**Cobham Drive Speed Limit Reduction Submissions received
17 March - 30 April 2025**

Date submitted: Mar 19, 2025, 01:10 PM

Contribution ID: 3270

Name Gabriel Jens

Are you giving feedback on behalf of an organisation?

No – these are my own personal views

Would you like to make a verbal submission?

No thanks

Which option do you prefer?

Option 1: keep the existing lower 60kmh speed limit

Tell us your reasons

Safer for pedestrians, cyclists, motorists.

**Cobham Drive Speed Limit Reduction Submissions received
17 March - 30 April 2025**

Date submitted: Mar 19, 2025, 01:10 PM

Contribution ID: 3269

Name Lynette

Are you giving feedback on behalf of an organisation?

No – these are my own personal views

Would you like to make a verbal submission?

No thanks

Which option do you prefer?

Option 2: lift the speed limit back up to 80km/h

Tell us your reasons

Slow traffic causing frustrated drivers which in turn can cause accidents. Inefficient use of roading.
There should be no cost to resurrect the 80 km signs as they were there originally before the 60 km signs
so all it takes is for those to be resurrecte

**Cobham Drive Speed Limit Reduction Submissions received
17 March - 30 April 2025**

Date submitted: Mar 19, 2025, 01:09 PM

Contribution ID: 3268

Name Jesse

Are you giving feedback on behalf of an organisation?

No – these are my own personal views

Would you like to make a verbal submission?

No thanks

Which option do you prefer?

Option 2: lift the speed limit back up to 80km/h

Tell us your reasons

**Cobham Drive Speed Limit Reduction Submissions received
17 March - 30 April 2025**

Date submitted: Mar 19, 2025, 01:06 PM

Contribution ID: 3267

Name Andrew Steed

Are you giving feedback on behalf of an organisation?

No – these are my own personal views

Would you like to make a verbal submission?

No thanks

Which option do you prefer?

Option 2: lift the speed limit back up to 80km/h

Tell us your reasons

Time is money, people need to get places promptly to keep the economy going. This road is built for at least 80km/hr. Change it back. Also, Matangi Road too, it's a joke to have to drive 60km on a country road.

**Cobham Drive Speed Limit Reduction Submissions received
17 March - 30 April 2025**

Date submitted: Mar 19, 2025, 01:04 PM

Contribution ID: 3266

Name Riaz

Are you giving feedback on behalf of an organisation?

No – these are my own personal views

Would you like to make a verbal submission?

No thanks

Which option do you prefer?

Option 2: lift the speed limit back up to 80km/h

Tell us your reasons

**Cobham Drive Speed Limit Reduction Submissions received
17 March - 30 April 2025**

Date submitted: Mar 19, 2025, 01:01 PM

Contribution ID: 3265

Name Ross Weal

Are you giving feedback on behalf of an organisation?

No – these are my own personal views

Would you like to make a verbal submission?

No thanks

Which option do you prefer?

Option 1: keep the existing lower 60kmh speed limit

Tell us your reasons

It's a road with a popular walking and cycle path right beside it with no barriers and also down at the Cobham bridge end the path is very narrow and literally right beside the road. It seems so unsafe for vehicles to be going 80kmph there.

**Cobham Drive Speed Limit Reduction Submissions received
17 March - 30 April 2025**

Date submitted: Mar 19, 2025, 12:58 PM

Contribution ID: 3264

Name Arthur Soper

Are you giving feedback on behalf of an organisation?

No – these are my own personal views

Would you like to make a verbal submission?

No thanks

Which option do you prefer?

Option 1: keep the existing lower 60kmh speed limit

Tell us your reasons

The current speed limit of 60kph is abused and I think any new limit would further exacerbate the the problem of excessive speed. 60 kph would act as a calming area after the 80kph roads.

**Cobham Drive Speed Limit Reduction Submissions received
17 March - 30 April 2025**

Date submitted: Mar 19, 2025, 12:56 PM

Contribution ID: 3263

Name Andrew Park

Are you giving feedback on behalf of an organisation?

No – these are my own personal views

Would you like to make a verbal submission?

No thanks

Which option do you prefer?

Option 2: lift the speed limit back up to 80km/h

Tell us your reasons

It has no house entrances, no pedestrians, often has very few cars and has always felt safe to drive at 80km/h. When there are cars, the traffic flows in an orderly manner.

You should claim the \$20,000 from the wages of the councilors who voted for this r

**Cobham Drive Speed Limit Reduction Submissions received
17 March - 30 April 2025**

Date submitted: Mar 19, 2025, 12:55 PM

Contribution ID: 3262

Name Dylan Small

Are you giving feedback on behalf of an organisation?

No – these are my own personal views

Would you like to make a verbal submission?

No thanks

Which option do you prefer?

Option 2: lift the speed limit back up to 80km/h

Tell us your reasons

This road has always been 80km. Traffic still travels at 80km on this road anyway. It's a safe double lane road in either direction with a median separating traffic.

**Cobham Drive Speed Limit Reduction Submissions received
17 March - 30 April 2025**

Date submitted: Mar 19, 2025, 12:47 PM

Contribution ID: 3261

Name Stuart Smith

Are you giving feedback on behalf of an organisation?

No – these are my own personal views

Would you like to make a verbal submission?

No thanks

Which option do you prefer?

Option 2: lift the speed limit back up to 80km/h

Tell us your reasons

Should never have been lowered

**Cobham Drive Speed Limit Reduction Submissions received
17 March - 30 April 2025**

Date submitted: Mar 19, 2025, 12:42 PM

Contribution ID: 3260

Name Bram Cleland

Are you giving feedback on behalf of an organisation?

No – these are my own personal views

Would you like to make a verbal submission?

No thanks

Which option do you prefer?

Option 2: lift the speed limit back up to 80km/h

Tell us your reasons

Because 60km/h is too slow, its a thoroughfare road and there are minimal driveways

**Cobham Drive Speed Limit Reduction Submissions received
17 March - 30 April 2025**

Date submitted: Mar 19, 2025, 12:27 PM

Contribution ID: 3259

Name Daryl Jameson

Are you giving feedback on behalf of an organisation?

No – these are my own personal views

Would you like to make a verbal submission?

No thanks

Which option do you prefer?

Option 1: keep the existing lower 60kmh speed limit

Tell us your reasons

It's a lot safer and less likely to have cars darting in and out of traffic. Easier to stop at the intersections as well. I travel this path twice a day.

**Cobham Drive Speed Limit Reduction Submissions received
17 March - 30 April 2025**

Date submitted: Mar 19, 2025, 12:17 PM

Contribution ID: 3258

Name Colette

Are you giving feedback on behalf of an organisation?

No – these are my own personal views

Would you like to make a verbal submission?

No thanks

Which option do you prefer?

Option 2: lift the speed limit back up to 80km/h

Tell us your reasons

It used to be 80km/h and it was great that way. Lots of drivers still go at 80 instead of 60 anyway.

**Cobham Drive Speed Limit Reduction Submissions received
17 March - 30 April 2025**

Date submitted: Mar 19, 2025, 12:10 PM

Contribution ID: 3257

Name Joe Dennehy

Are you giving feedback on behalf of an organisation?

No – these are my own personal views

Would you like to make a verbal submission?

No thanks

Which option do you prefer?

Option 2: lift the speed limit back up to 80km/h

Tell us your reasons

Efficiency of transport

**Cobham Drive Speed Limit Reduction Submissions received
17 March - 30 April 2025**

Date submitted: Mar 19, 2025, 11:44 AM

Contribution ID: 3256

Name Troy Fracine

Are you giving feedback on behalf of an organisation?

No – these are my own personal views

Would you like to make a verbal submission?

No thanks

Which option do you prefer?

Option 2: lift the speed limit back up to 80km/h

Tell us your reasons

**Cobham Drive Speed Limit Reduction Submissions received
17 March - 30 April 2025**

Date submitted: Mar 19, 2025, 11:36 AM

Contribution ID: 3255

Name Philippa Gerard

Are you giving feedback on behalf of an organisation?

No – these are my own personal views

Would you like to make a verbal submission?

No thanks

Which option do you prefer?

Option 1: keep the existing lower 60kmh speed limit

Tell us your reasons

There is often a hidden queue on this winding road. It's easier for traffic to merge safely at 60 km.

**Cobham Drive Speed Limit Reduction Submissions received
17 March - 30 April 2025**

Date submitted: Mar 19, 2025, 11:35 AM

Contribution ID: 3254

Name Marilyn Manley-Harris

Are you giving feedback on behalf of an organisation?

No – these are my own personal views

Would you like to make a verbal submission?

No thanks

Which option do you prefer?

Option 1: keep the existing lower 60kmh speed limit

Tell us your reasons

A hugely busy section of road with joining traffic from the left and people manouvering to get in the correct lane for the roundabout at the end. Increasing the speed limit will save no more than a few seconds and greatly increase the chance of accidents

**Cobham Drive Speed Limit Reduction Submissions received
17 March - 30 April 2025**

Date submitted: Mar 19, 2025, 11:33 AM

Contribution ID: 3253

Name Kevin Khoo

Are you giving feedback on behalf of an organisation?

No – these are my own personal views

Would you like to make a verbal submission?

No thanks

Which option do you prefer?

Option 1: keep the existing lower 60kmh speed limit

Tell us your reasons

Spending \$20k to change speed limit and some signs are excessive and a waste of resources. That can be better spent elsewhere.

**Cobham Drive Speed Limit Reduction Submissions received
17 March - 30 April 2025**

Date submitted: Mar 19, 2025, 11:32 AM

Contribution ID: 3252

Name Michael Fitzpatrick

Are you giving feedback on behalf of an organisation?

No – these are my own personal views

Would you like to make a verbal submission?

No thanks

Which option do you prefer?

Option 2: lift the speed limit back up to 80km/h

Tell us your reasons

60 kph is unnecessarily slow in dry conditions. If you can't drive to the conditions in wet weather you shouldn't be on the road. People doing 80 in the wet is not a problem of a speed limit. In the dry that road would be safe at 100kph plus, the problem

**Cobham Drive Speed Limit Reduction Submissions received
17 March - 30 April 2025**

Date submitted: Mar 19, 2025, 11:28 AM

Contribution ID: 3251

Name Kat Mills

Are you giving feedback on behalf of an organisation?

No – these are my own personal views

Would you like to make a verbal submission?

No thanks

Which option do you prefer?

Option 1: keep the existing lower 60kmh speed limit

Tell us your reasons

Safety

**Cobham Drive Speed Limit Reduction Submissions received
17 March - 30 April 2025**

Date submitted: Mar 19, 2025, 11:27 AM

Contribution ID: 3250

Name Jill bailey

Are you giving feedback on behalf of an organisation?

No – these are my own personal views

Would you like to make a verbal submission?

No thanks

Which option do you prefer?

Option 1: keep the existing lower 60kmh speed limit

Tell us your reasons

I travel.alonh that route often would be safer on everyone if the speed limit stays at 60kmph

**Cobham Drive Speed Limit Reduction Submissions received
17 March - 30 April 2025**

Date submitted: Mar 19, 2025, 11:09 AM

Contribution ID: 3249

Name Nathan Hollins

Are you giving feedback on behalf of an organisation?

No – these are my own personal views

Would you like to make a verbal submission?

No thanks

Which option do you prefer?

Option 2: lift the speed limit back up to 80km/h

Tell us your reasons

I travel down that road to work everyday and continue to still see accidents happen. My opinion is that road is too slow for 60 and people still like the 80 which is why there is still accidents

**Cobham Drive Speed Limit Reduction Submissions received
17 March - 30 April 2025**

Date submitted: Mar 19, 2025, 11:06 AM

Contribution ID: 3248

Name Michael Bahjejian

Are you giving feedback on behalf of an organisation?

No – these are my own personal views

Would you like to make a verbal submission?

No thanks

Which option do you prefer?

Option 2: lift the speed limit back up to 80km/h

Tell us your reasons

Driving at 60kmh is unrealistic for such a large road and it is proved with the fact that nobody respects the speed limit.

**Cobham Drive Speed Limit Reduction Submissions received
17 March - 30 April 2025**

Date submitted: Mar 19, 2025, 11:06 AM

Contribution ID: 3247

Name Peter O'Halloran

Are you giving feedback on behalf of an organisation?

No – these are my own personal views

Would you like to make a verbal submission?

No thanks

Which option do you prefer?

Option 2: lift the speed limit back up to 80km/h

Tell us your reasons

While it's often far too congested to go 80km/h, keeping the speed at 60km/h is adding to congestion by slowing traffic outside peak times leading to longer queues. It's a well developed road with separated directions and good on ramp and off ramp provisi

**Cobham Drive Speed Limit Reduction Submissions received
17 March - 30 April 2025**

Date submitted: Mar 19, 2025, 11:05 AM

Contribution ID: 3246

Name Darcy Cowan

Are you giving feedback on behalf of an organisation?

No – these are my own personal views

Would you like to make a verbal submission?

No thanks

Which option do you prefer?

Option 1: keep the existing lower 60kmh speed limit

Tell us your reasons

This stretch of road is about 1.2km. the difference in time to traverse this distance for each speed is about 18 seconds, assuming no acceleration or deceleration, which there would be.

This does not seem to be enough of a benefit too justify the increas

**Cobham Drive Speed Limit Reduction Submissions received
17 March - 30 April 2025**

Date submitted: Mar 19, 2025, 10:52 AM

Contribution ID: 3245

Name Katherine Luketina

Are you giving feedback on behalf of an organisation?

No – these are my own personal views

Would you like to make a verbal submission?

No thanks

Which option do you prefer?

Option 2: lift the speed limit back up to 80km/h

Tell us your reasons

The stretch of road has between 2 and 4 lanes each side, all the way. If people want to go 60 they can, and if people want to go 80 they can. Both speeds can be accommodated safely. There were almost no accident problems when it was 80, and I am not aw

**Cobham Drive Speed Limit Reduction Submissions received
17 March - 30 April 2025**

Date submitted: Mar 19, 2025, 10:50 AM

Contribution ID: 3244

Name Scott Stowers

Are you giving feedback on behalf of an organisation?

No – these are my own personal views

Would you like to make a verbal submission?

No thanks

Which option do you prefer?

Option 2: lift the speed limit back up to 80km/h

Tell us your reasons

Should never have been decreased to 80km/Hr

**Cobham Drive Speed Limit Reduction Submissions received
17 March - 30 April 2025**

Date submitted: Mar 19, 2025, 10:49 AM

Contribution ID: 3243

Name Daniel Best

Are you giving feedback on behalf of an organisation?

No – these are my own personal views

Would you like to make a verbal submission?

No thanks

Which option do you prefer?

Option 1: keep the existing lower 60kmh speed limit

Tell us your reasons

Well 80 for that short of a time really does not change much, and would just give people more confidence to go even faster. People including myself I wont lie, already go 70 on that stretch, which I feel is safe at times other than 5pm, where you need to obviously be wary, but its hard to crash if you are onto it. Either change to 70 or keep 60, I don't trust others to drive as well as I do at 80.

**Cobham Drive Speed Limit Reduction Submissions received
17 March - 30 April 2025**

Date submitted: Mar 19, 2025, 10:46 AM

Contribution ID: 3242

Name Matthew Old

Are you giving feedback on behalf of an organisation?

No – these are my own personal views

Would you like to make a verbal submission?

No thanks

Which option do you prefer?

Option 2: lift the speed limit back up to 80km/h

Tell us your reasons

Because it helps move the traffic most faster during peak traffic

**Cobham Drive Speed Limit Reduction Submissions received
17 March - 30 April 2025**

Date submitted: Mar 19, 2025, 10:46 AM

Contribution ID: 3241

Name Jacqui Kain

Are you giving feedback on behalf of an organisation?

No – these are my own personal views

Would you like to make a verbal submission?

No thanks

Which option do you prefer?

Option 2: lift the speed limit back up to 80km/h

Tell us your reasons

Most cars are still traveling at 80. The 60k frustrates people and probably causes more accidents. It's just crazy to have 60k which causes more road rage and crazy driving.

**Cobham Drive Speed Limit Reduction Submissions received
17 March - 30 April 2025**

Date submitted: Mar 19, 2025, 10:42 AM

Contribution ID: 3240

Name Wendy Wilson

Are you giving feedback on behalf of an organisation?

No – these are my own personal views

Would you like to make a verbal submission?

No thanks

Which option do you prefer?

Option 2: lift the speed limit back up to 80km/h

Tell us your reasons

Cobham drive is part of the highway system in and out of Hamilton and facilitates the traffic flow accordingly. Reducing the speed limit has slowed traffic movement and reduced the efficiency of the road as a highway. I'd like to see any stats that might show that slowing the limit has reduced accidents as I don't believe it has made any difference.

**Cobham Drive Speed Limit Reduction Submissions received
17 March - 30 April 2025**

Date submitted: Mar 19, 2025, 10:37 AM

Contribution ID: 3239

Name David

Are you giving feedback on behalf of an organisation?

No – these are my own personal views

Would you like to make a verbal submission?

No thanks

Which option do you prefer?

Option 2: lift the speed limit back up to 80km/h

Tell us your reasons

Hi,

This is well designed mainly double lane road with a new bridge and safety features. It is a key route from SH1 into Hamilton City. In view of the above, 80 kms per hour is the correct speed for this road.

**Cobham Drive Speed Limit Reduction Submissions received
17 March - 30 April 2025**

Date submitted: Mar 19, 2025, 10:34 AM

Contribution ID: 3238

Name Mary Carleton

Are you giving feedback on behalf of an organisation?

No – these are my own personal views

Would you like to make a verbal submission?

No thanks

Which option do you prefer?

Option 2: lift the speed limit back up to 80km/h

Tell us your reasons

Almost no one does 60km anyway. And if you do, you have people right up behind you or overtaking you. People will continue speeding while there are no deterrents. 80km feels fine for that road.

**Cobham Drive Speed Limit Reduction Submissions received
17 March - 30 April 2025**

Date submitted: Mar 19, 2025, 10:34 AM

Contribution ID: 3237

Name Shane housley

Are you giving feedback on behalf of an organisation?

No – these are my own personal views

Would you like to make a verbal submission?

No thanks

Which option do you prefer?

Option 2: lift the speed limit back up to 80km/h

Tell us your reasons

**Cobham Drive Speed Limit Reduction Submissions received
17 March - 30 April 2025**

Date submitted: Mar 19, 2025, 10:30 AM

Contribution ID: 3236

Name Lyle Sanders

Are you giving feedback on behalf of an organisation?

No – these are my own personal views

Would you like to make a verbal submission?

No thanks

Which option do you prefer?

Option 2: lift the speed limit back up to 80km/h

Tell us your reasons

**Cobham Drive Speed Limit Reduction Submissions received
17 March - 30 April 2025**

Date submitted: Mar 19, 2025, 10:28 AM

Contribution ID: 3235

Name Diana Adamokova

Are you giving feedback on behalf of an organisation?

No – these are my own personal views

Would you like to make a verbal submission?

No thanks

Which option do you prefer?

Option 1: keep the existing lower 60kmh speed limit

Tell us your reasons

**Cobham Drive Speed Limit Reduction Submissions received
17 March - 30 April 2025**

Date submitted: Mar 19, 2025, 10:19 AM

Contribution ID: 3234

Name Mathew Bunn

Are you giving feedback on behalf of an organisation?

No – these are my own personal views

Would you like to make a verbal submission?

No thanks

Which option do you prefer?

Option 1: keep the existing lower 60kmh speed limit

Tell us your reasons

Seems pointless to put such a short section back to 80km/h when the rest of Cobham Dr is going to stay at 60km/h. There will be a negligible gain in efficiency, unless the 80km/h is continued through until the top of the hill heading south.

**Cobham Drive Speed Limit Reduction Submissions received
17 March - 30 April 2025**

Date submitted: Mar 19, 2025, 10:19 AM

Contribution ID: 3233

Name Gillian Basher

Are you giving feedback on behalf of an organisation?

No – these are my own personal views

Would you like to make a verbal submission?

No thanks

Which option do you prefer?

Option 1: keep the existing lower 60kmh speed limit

Tell us your reasons

I live close to this intersection and it is much safer at the lower speed. It is hard to estimate the speed of oncoming traffic when turning into Grey St as they are coming up a hill.

**Cobham Drive Speed Limit Reduction Submissions received
17 March - 30 April 2025**

Date submitted: Mar 19, 2025, 10:17 AM

Contribution ID: 3232

Name Jayden Watkins

Are you giving feedback on behalf of an organisation?

No – these are my own personal views

Would you like to make a verbal submission?

No thanks

Which option do you prefer?

Option 1: keep the existing lower 60kmh speed limit

Tell us your reasons

I take this Road daily to and from work. The 60km limit does give people a better chance at a slowing down if the traffic is backed in the lanes and you only see it after going around the corner after the roundabout.

Something could be done to improve the intersection when it backed up during peak hour sometimes

**Cobham Drive Speed Limit Reduction Submissions received
17 March - 30 April 2025**

Date submitted: Mar 19, 2025, 10:16 AM

Contribution ID: 3231

Name Roger Cruickshank

Are you giving feedback on behalf of an organisation?

No – these are my own personal views

Would you like to make a verbal submission?

No thanks

Which option do you prefer?

Option 2: lift the speed limit back up to 80km/h

Tell us your reasons

Nobody drives along there at 60km, all doing atleast 70 to 80.

**Cobham Drive Speed Limit Reduction Submissions received
17 March - 30 April 2025**

Date submitted: Mar 19, 2025, 10:11 AM

Contribution ID: 3230

Name Tatiana

Are you giving feedback on behalf of an organisation?

No – these are my own personal views

Would you like to make a verbal submission?

No thanks

Which option do you prefer?

Option 2: lift the speed limit back up to 80km/h

Tell us your reasons

Traffic build up, the traffic is worse slow moving traffic, there should be a slow when wet sign but it is safe to go 80km on Coban Dr, I drive on the road everyday and hate the 60km limit

**Cobham Drive Speed Limit Reduction Submissions received
17 March - 30 April 2025**

Date submitted: Mar 19, 2025, 10:02 AM

Contribution ID: 3229

Name Liam Pettigrew

Are you giving feedback on behalf of an organisation?

No – these are my own personal views

Would you like to make a verbal submission?

No thanks

Which option do you prefer?

Option 2: lift the speed limit back up to 80km/h

Tell us your reasons

Speed limits should be set at the speed that feels natural to drive. 60kmh feels very unnecessarily slow and most people don't follow that speed limit anyway.

**Cobham Drive Speed Limit Reduction Submissions received
17 March - 30 April 2025**

Date submitted: Mar 19, 2025, 09:37 AM

Contribution ID: 3228

Name Bernice Mitchell

Are you giving feedback on behalf of an organisation?

No – these are my own personal views

Would you like to make a verbal submission?

No thanks

Which option do you prefer?

Option 1: keep the existing lower 60kmh speed limit

Tell us your reasons

As long as reported crash reductions is honest, I think then it's a no brainer to keep the lower speed, it is such a small section of road, which can suddenly have a queue.

**Cobham Drive Speed Limit Reduction Submissions received
17 March - 30 April 2025**

Date submitted: Mar 19, 2025, 09:36 AM

Contribution ID: 3227

Name Jenny Abel

Are you giving feedback on behalf of an organisation?

No – these are my own personal views

Would you like to make a verbal submission?

No thanks

Which option do you prefer?

Option 1: keep the existing lower 60kmh speed limit

Tell us your reasons

**Cobham Drive Speed Limit Reduction Submissions received
17 March - 30 April 2025**

Date submitted: Mar 19, 2025, 09:33 AM

Contribution ID: 3226

Name Hans Hockey

Are you giving feedback on behalf of an organisation?

No – these are my own personal views

Would you like to make a verbal submission?

No thanks

Which option do you prefer?

Option 1: keep the existing lower 60kmh speed limit

Tell us your reasons

Safety. No difference in rush hour. Mixed use

**Cobham Drive Speed Limit Reduction Submissions received
17 March - 30 April 2025**

Date submitted: Mar 19, 2025, 09:29 AM

Contribution ID: 3225

Name Paul

Are you giving feedback on behalf of an organisation?

No – these are my own personal views

Would you like to make a verbal submission?

No thanks

Which option do you prefer?

Option 1: keep the existing lower 60kmh speed limit

Tell us your reasons

**Cobham Drive Speed Limit Reduction Submissions received
17 March - 30 April 2025**

Date submitted: Mar 19, 2025, 09:28 AM

Contribution ID: 3224

Name Rebekah Graham

Are you giving feedback on behalf of an organisation?

No – these are my own personal views

Would you like to make a verbal submission?

No thanks

Which option do you prefer?

Option 1: keep the existing lower 60kmh speed limit

Tell us your reasons

**Cobham Drive Speed Limit Reduction Submissions received
17 March - 30 April 2025**

Date submitted: Mar 19, 2025, 09:24 AM

Contribution ID: 3223

Name Paul Roycroft

Are you giving feedback on behalf of an organisation?

No – these are my own personal views

Would you like to make a verbal submission?

No thanks

Which option do you prefer?

Option 2: lift the speed limit back up to 80km/h

Tell us your reasons

More efficient throughput of traffic

**Cobham Drive Speed Limit Reduction Submissions received
17 March - 30 April 2025**

Date submitted: Mar 19, 2025, 09:07 AM

Contribution ID: 3222

Name Amelia Smith

Are you giving feedback on behalf of an organisation?

No – these are my own personal views

Would you like to make a verbal submission?

No thanks

Which option do you prefer?

Option 1: keep the existing lower 60kmh speed limit

Tell us your reasons

Safety

**Cobham Drive Speed Limit Reduction Submissions received
17 March - 30 April 2025**

Date submitted: Mar 19, 2025, 08:55 AM

Contribution ID: 3221

Name Therese Godsall

Are you giving feedback on behalf of an organisation?

No – these are my own personal views

Would you like to make a verbal submission?

No thanks

Which option do you prefer?

Option 1: keep the existing lower 60kmh speed limit

Tell us your reasons

In my experience drivers rarely keep to the speed limits in our city so lifting it back up to 80kms will mean they will likely exceed that causing more carnage.

If stats show there has been a big reduction in accidents with the speed limit being at 60kms why would you change it? Simple road safety.

**Cobham Drive Speed Limit Reduction Submissions received
17 March - 30 April 2025**

Date submitted: Mar 19, 2025, 08:43 AM

Contribution ID: 3220

Name James

Are you giving feedback on behalf of an organisation?

No – these are my own personal views

Would you like to make a verbal submission?

No thanks

Which option do you prefer?

Option 2: lift the speed limit back up to 80km/h

Tell us your reasons

It hasn't actually increased the safety much and most drivers ignore it anyway which makes the road less safe inherently

**Cobham Drive Speed Limit Reduction Submissions received
17 March - 30 April 2025**

Date submitted: Mar 19, 2025, 08:37 AM

Contribution ID: 3219

Name Scott Ballinger

Are you giving feedback on behalf of an organisation?

No – these are my own personal views

Would you like to make a verbal submission?

No thanks

Which option do you prefer?

Option 2: lift the speed limit back up to 80km/h

Tell us your reasons

Your statistics are misleading. There has been a fatal crash since the limit was lowered, yet you say there is a 70% reduction in serious crashes. Was speed the main contributor? How can you prove that? Are the changes statistically significant?

Please explain how the speed has directly contributed to the fatality that has occurred while the speed limit has already been dropped?

The 0.05s per car metric time difference is based on what? Current average speed at 62.5km/hr back to 60km/hr?

This piece of road is dual lane, in one direction with no feeder roads.

**Cobham Drive Speed Limit Reduction Submissions received
17 March - 30 April 2025**

Date submitted: Mar 19, 2025, 08:28 AM

Contribution ID: 3218

Name Adele Fraser

Are you giving feedback on behalf of an organisation?

No – these are my own personal views

Would you like to make a verbal submission?

No thanks

Which option do you prefer?

Option 1: keep the existing lower 60kmh speed limit

Tell us your reasons

It is a short section of highway, with a lot of intersections/roundabouts/pedestrians crossing, the lower speed limit helps to keep people safe!

**Cobham Drive Speed Limit Reduction Submissions received
17 March - 30 April 2025**

Date submitted: Mar 19, 2025, 08:11 AM

Contribution ID: 3217

Name Steph

Are you giving feedback on behalf of an organisation?

No – these are my own personal views

Would you like to make a verbal submission?

No thanks

Which option do you prefer?

Option 2: lift the speed limit back up to 80km/h

Tell us your reasons

60km is too slow and everyone speeds anyway?

**Cobham Drive Speed Limit Reduction Submissions received
17 March - 30 April 2025**

Date submitted: Mar 19, 2025, 07:46 AM

Contribution ID: 3216

Name Alice Baucke

Are you giving feedback on behalf of an organisation?

No – these are my own personal views

Would you like to make a verbal submission?

No thanks

Which option do you prefer?

Option 2: lift the speed limit back up to 80km/h

Tell us your reasons

This piece of road was 80kph for years, it feels like a 80kph piece of road, has no off roads, and no potential pedestrian crossing points, it is little used by cyclists and pedestrians.

**Cobham Drive Speed Limit Reduction Submissions received
17 March - 30 April 2025**

Date submitted: Mar 19, 2025, 07:45 AM

Contribution ID: 3215

Name Mark Smith

Are you giving feedback on behalf of an organisation?

No – these are my own personal views

Would you like to make a verbal submission?

No thanks

Which option do you prefer?

Option 1: keep the existing lower 60kmh speed limit

Tell us your reasons

This should obviously be 60km/h! At least around the curves from the city to the straight before the lights. I can't recount the amount of times that I've seen traffic come to a tyre squealing stop before queued traffic. We all know drivers cannot regulate their own speed safely, even though the traffic patterns are the same everyday. 80km/h is dangerous! How much time do they really think setting it to 80km/h will save?

**Cobham Drive Speed Limit Reduction Submissions received
17 March - 30 April 2025**

Date submitted: Mar 19, 2025, 06:49 AM

Contribution ID: 3214

Name Hugh Petchell

Are you giving feedback on behalf of an organisation?

No – these are my own personal views

Would you like to make a verbal submission?

No thanks

Which option do you prefer?

Option 1: keep the existing lower 60kmh speed limit

Tell us your reasons

Traffic traveling from Cobham bridge can't easily be seen because of the rising curve of the road, so traffic turning right into Grey Street are at risk of collision. The 60kph limit reduces this risk.

**Cobham Drive Speed Limit Reduction Submissions received
17 March - 30 April 2025**

Date submitted: Mar 19, 2025, 06:48 AM

Contribution ID: 3213

Name Gregory Brown

Are you giving feedback on behalf of an organisation?

No – these are my own personal views

Would you like to make a verbal submission?

No thanks

Which option do you prefer?

Option 1: keep the existing lower 60kmh speed limit

Tell us your reasons

Traffic volumes and blind spots make. It too unsafe to travel any faster than 60km/hr

**Cobham Drive Speed Limit Reduction Submissions received
17 March - 30 April 2025**

Date submitted: Mar 19, 2025, 06:47 AM

Contribution ID: 3212

Name Kori Lentfer

Are you giving feedback on behalf of an organisation?

No – these are my own personal views

Would you like to make a verbal submission?

No thanks

Which option do you prefer?

Option 1: keep the existing lower 60kmh speed limit

Tell us your reasons

Safety. Seen lots of crashes here in the past? But none since lowering limit to 60kph.

**Cobham Drive Speed Limit Reduction Submissions received
17 March - 30 April 2025**

Date submitted: Mar 19, 2025, 06:35 AM

Contribution ID: 3211

Name Kirsten

Are you giving feedback on behalf of an organisation?

No – these are my own personal views

Would you like to make a verbal submission?

Yes, I would like to speak to Elected Members

Which option do you prefer?

Option 1: keep the existing lower 60kmh speed limit

Tell us your reasons

Safer speed for less accidents

**Cobham Drive Speed Limit Reduction Submissions received
17 March - 30 April 2025**

Date submitted: Mar 19, 2025, 06:30 AM

Contribution ID: 3210

Name Mathew storey

Are you giving feedback on behalf of an organisation?

No – these are my own personal views

Would you like to make a verbal submission?

No thanks

Which option do you prefer?

Option 1: keep the existing lower 60kmh speed limit

Tell us your reasons

**Cobham Drive Speed Limit Reduction Submissions received
17 March - 30 April 2025**

Date submitted: Mar 19, 2025, 06:28 AM

Contribution ID: 3209

Name Damien Peden

Are you giving feedback on behalf of an organisation?

No – these are my own personal views

Would you like to make a verbal submission?

No thanks

Which option do you prefer?

Option 1: keep the existing lower 60kmh speed limit

Tell us your reasons

This section of road has no need to be 80km/h being such a short segment, and it's got a lot of blind corners where 60km/h will keep it safer

**Cobham Drive Speed Limit Reduction Submissions received
17 March - 30 April 2025**

Date submitted: Mar 19, 2025, 06:28 AM

Contribution ID: 3208

Name Matt Silverton

Are you giving feedback on behalf of an organisation?

No – these are my own personal views

Would you like to make a verbal submission?

No thanks

Which option do you prefer?

Option 2: lift the speed limit back up to 80km/h

Tell us your reasons

This is a four lane arterial route in and out of the City.

There are no pedestrian crossings (with one footpath that only fleetingly gets near the road), and no side streets/intersections (other than traffic merging with the flow, from Hillsborough Terrace.

There are also no houses directly adjoining the road from a noise perspective, and those situated above will already be used to this from the previous speed limit.

**Cobham Drive Speed Limit Reduction Submissions received
17 March - 30 April 2025**

Date submitted: Mar 19, 2025, 06:03 AM

Contribution ID: 3207

Name R E F Wightman

Are you giving feedback on behalf of an organisation?

No – these are my own personal views

Would you like to make a verbal submission?

No thanks

Which option do you prefer?

Option 2: lift the speed limit back up to 80km/h

Tell us your reasons

**Cobham Drive Speed Limit Reduction Submissions received
17 March - 30 April 2025**

Date submitted: Mar 18, 2025, 11:33 PM

Contribution ID: 3206

Name Nico de Witt

Are you giving feedback on behalf of an organisation?

No – these are my own personal views

Would you like to make a verbal submission?

Yes

Which option do you prefer?

Option 2: lift the speed limit back up to 80km/h

Tell us your reasons

Will increase productivity in the city without compromising driver safety.

**Cobham Drive Speed Limit Reduction Submissions received
17 March - 30 April 2025**

Date submitted: Mar 18, 2025, 11:27 PM

Contribution ID: 3205

Name Daniel Wheeler

Are you giving feedback on behalf of an organisation?

No – these are my own personal views

Would you like to make a verbal submission?

No thanks

Which option do you prefer?

Option 1: keep the existing lower 60kmh speed limit

Tell us your reasons

I support the lower 60kmh speed limit on the grounds of improved safety, reduced typical traffic noise, and reversion cost mitigation.

**Cobham Drive Speed Limit Reduction Submissions received
17 March - 30 April 2025**

Date submitted: Mar 18, 2025, 10:25 PM

Contribution ID: 3204

Name Mike Simpson

Are you giving feedback on behalf of an organisation?

No – these are my own personal views

Would you like to make a verbal submission?

No thanks

Which option do you prefer?

Option 2: lift the speed limit back up to 80km/h

Tell us your reasons

This piece of road is a dual lane with no side roads

**Cobham Drive Speed Limit Reduction Submissions received
17 March - 30 April 2025**

Date submitted: Mar 18, 2025, 10:24 PM

Contribution ID: 3203

Name Satpal Singh

Are you giving feedback on behalf of an organisation?

No – these are my own personal views

Would you like to make a verbal submission?

No thanks

Which option do you prefer?

Option 2: lift the speed limit back up to 80km/h

Tell us your reasons

Cut traveling times

**Cobham Drive Speed Limit Reduction Submissions received
17 March - 30 April 2025**

Date submitted: Mar 18, 2025, 09:38 PM

Contribution ID: 3202

Name Fiona Murdoch

Are you giving feedback on behalf of an organisation?

No – these are my own personal views

Would you like to make a verbal submission?

No thanks

Which option do you prefer?

Option 1: keep the existing lower 60kmh speed limit

Tell us your reasons

It's safer - HOWEVER it is variably observed with many drivers speeding up to 80km per hour coming onto Cobham drive north from Normandy Ave, as well as entering south from Anzac Parade /Anglesea St. This is because there is poor signage indicating what the speed limit is supposed to be. I suggest the speed is retained at 60km per hour but there is safety cameras installed to promote compliance.

**Cobham Drive Speed Limit Reduction Submissions received
17 March - 30 April 2025**

Date submitted: Mar 18, 2025, 09:34 PM

Contribution ID: 3201

Name Zane Norvill

Are you giving feedback on behalf of an organisation?

No – these are my own personal views

Would you like to make a verbal submission?

No thanks

Which option do you prefer?

Option 2: lift the speed limit back up to 80km/h

Tell us your reasons

It's a double lane area with no footpaths immediately beside. I used to ride a bike comfortably down it commuting when i lived there (unless road signs were put in the shoulder - I've now moved across town)

**Cobham Drive Speed Limit Reduction Submissions received
17 March - 30 April 2025**

Date submitted: Mar 18, 2025, 09:29 PM

Contribution ID: 3200

Name Bryan Theobald

Are you giving feedback on behalf of an organisation?

No – these are my own personal views

Would you like to make a verbal submission?

No thanks

Which option do you prefer?

Option 2: lift the speed limit back up to 80km/h

Tell us your reasons

It is more efficient for the economy overall. Study basic economics for full understanding.

**Cobham Drive Speed Limit Reduction Submissions received
17 March - 30 April 2025**

Date submitted: Mar 18, 2025, 09:22 PM

Contribution ID: 3199

Name Gavin Jones

Are you giving feedback on behalf of an organisation?

No – these are my own personal views

Would you like to make a verbal submission?

No thanks

Which option do you prefer?

Option 1: keep the existing lower 60kmh speed limit

Tell us your reasons

The reduction of speed limit is appropriate for many reasons. Besides the reduction in crashes and accidents, Cobham drive in general has had a much more consistent flow of traffic. I disagree with the government request to increase the speed limit, and question the justifications for doing so.

**Cobham Drive Speed Limit Reduction Submissions received
17 March - 30 April 2025**

Date submitted: Mar 18, 2025, 09:18 PM

Contribution ID: 3198

Name Sandra-le McKay

Are you giving feedback on behalf of an organisation?

No – these are my own personal views

Would you like to make a verbal submission?

No thanks

Which option do you prefer?

Option 1: keep the existing lower 60kmh speed limit

Tell us your reasons

Reduction in accidents.

As cars come into the 50 km zones they will slow down faster.

**Cobham Drive Speed Limit Reduction Submissions received
17 March - 30 April 2025**

Date submitted: Mar 18, 2025, 09:06 PM

Contribution ID: 3197

Name Barry because y

Are you giving feedback on behalf of an organisation?

Yes - I am the official spokesperson for: No but I'm sure there 1000s of people with the same opinion

Would you like to make a verbal submission?

No thanks

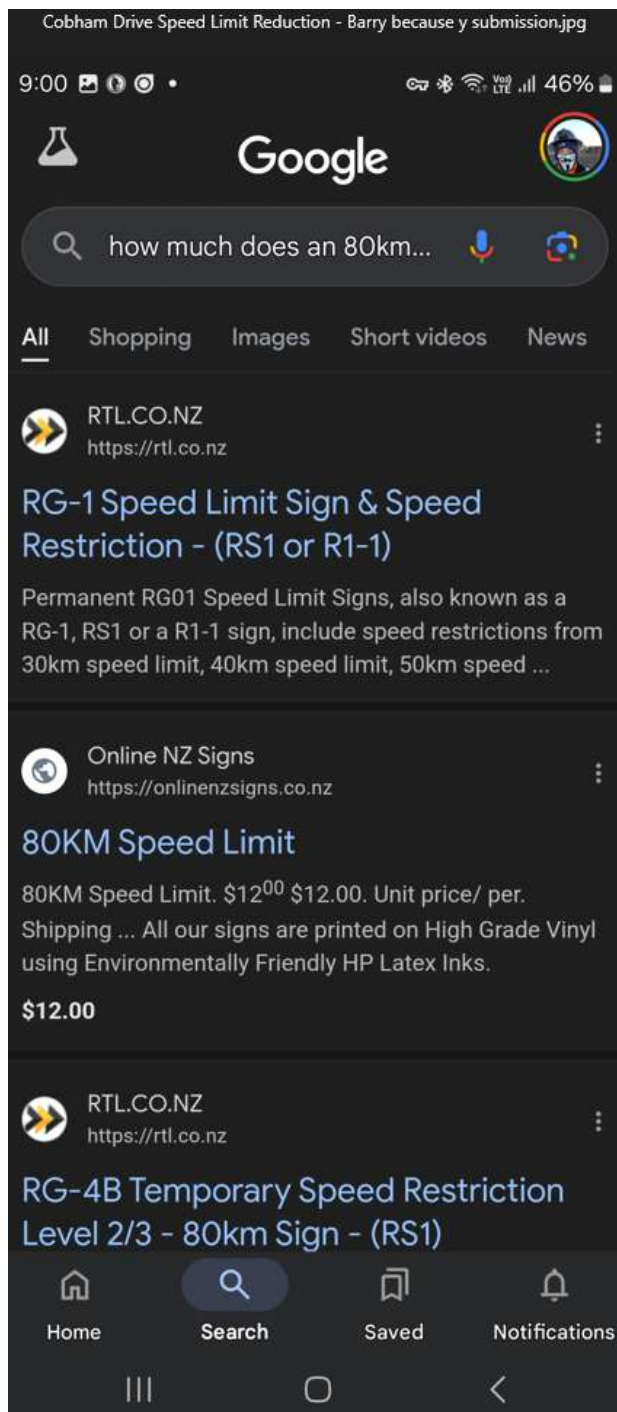
Which option do you prefer?

Option 2: lift the speed limit back up to 80km/h

Tell us your reasons

[Redacted] off 20k for signs at most they cost 216 + gst say so your putting in roughly 90 signs over 2kms worth of road or how much an hour are you paying these Muppet to change a sign iv done before as a job and didn't think it was but how about me 5k and I'll put the signs up you just pay for signs

Please see attached.



**Cobham Drive Speed Limit Reduction Submissions received
17 March - 30 April 2025**

Date submitted: Mar 18, 2025, 08:54 PM

Contribution ID: 3196

Name Jess Jamieson

Are you giving feedback on behalf of an organisation?

No – these are my own personal views

Would you like to make a verbal submission?

No thanks

Which option do you prefer?

Option 2: lift the speed limit back up to 80km/h

Tell us your reasons

60km is too slow. But signs do not cost that much to replace.

**Cobham Drive Speed Limit Reduction Submissions received
17 March - 30 April 2025**

Date submitted: Mar 18, 2025, 08:27 PM

Contribution ID: 3195

Name Andrea Schweer

Are you giving feedback on behalf of an organisation?

No – these are my own personal views

Would you like to make a verbal submission?

No thanks

Which option do you prefer?

Option 1: keep the existing lower 60kmh speed limit

Tell us your reasons

The road does not feel like an eighties road. The curve isn't safe to take at 80 and there are also often hidden queues eg at peak traffic or when that road invariably floods with heavy rain.

**Cobham Drive Speed Limit Reduction Submissions received
17 March - 30 April 2025**

Date submitted: Mar 18, 2025, 07:04 PM

Contribution ID: 3194

Name Michael Van Ooyen

Are you giving feedback on behalf of an organisation?

No – these are my own personal views

Would you like to make a verbal submission?

No thanks

Which option do you prefer?

Option 2: lift the speed limit back up to 80km/h

Tell us your reasons

The idea of spending all those rates and tax payer dollars greatly improving a road only to make it a slower road makes no-sense to me.

Remember those that want to drive slower than 80km/h can, No one is making them drive 80km/hour.

**Cobham Drive Speed Limit Reduction Submissions received
17 March - 30 April 2025**

Date submitted: Mar 18, 2025, 06:50 PM

Contribution ID: 3193

Name Catherine Tocker

Are you giving feedback on behalf of an organisation?

No – these are my own personal views

Would you like to make a verbal submission?

No thanks

Which option do you prefer?

Option 2: lift the speed limit back up to 80km/h

Tell us your reasons

Because it was rarely a problem before. Make it no u-turn at the entry to Grey Street. This has features of a main arterial route and it makes no sense to slow traffic to 60 when it's able to go faster. At peak times, the speed is naturally reduced. The accidents won't be caused by 'normal' speed but excessive speed for the conditions an innattention. In 30 years travelling this route daily i have not seen sufficient 'ordinary' accolidents to warrant the current reduced speed (there's been some horror stories but it wasn't the 80 kph that got them).

**Cobham Drive Speed Limit Reduction Submissions received
17 March - 30 April 2025**

Date submitted: Mar 18, 2025, 06:44 PM

Contribution ID: 3192

Name Allan Harkness

Are you giving feedback on behalf of an organisation?

No – these are my own personal views

Would you like to make a verbal submission?

No thanks

Which option do you prefer?

Option 2: lift the speed limit back up to 80km/h

Tell us your reasons

My experience has shown that the traffic flows better when speed limit is 80. 60kph causes more lane changing at peak hours which is more dangerous. Drivers tend not to exceed the 80 but majority exceed the 60. Have you considered 70, which is a standard speed limit for dual lane urban arterierial roads of this nature?

**Cobham Drive Speed Limit Reduction Submissions received
17 March - 30 April 2025**

Date submitted: Mar 18, 2025, 06:17 PM

Contribution ID: 3191

Name Steve Shepherd

Are you giving feedback on behalf of an organisation?

No – these are my own personal views

Would you like to make a verbal submission?

No thanks

Which option do you prefer?

Option 2: lift the speed limit back up to 80km/h

Tell us your reasons

There has been too much traffic slowing in our country. This road is capable of handling 80 kph

**Cobham Drive Speed Limit Reduction Submissions received
17 March - 30 April 2025**

Date submitted: Mar 18, 2025, 05:57 PM

Contribution ID: 3190

Name Wendy brown

Are you giving feedback on behalf of an organisation?

No – these are my own personal views

Would you like to make a verbal submission?

No thanks

Which option do you prefer?

Option 2: lift the speed limit back up to 80km/h

Tell us your reasons

There was nothing wrong with the way it was in the beginning. I do not know why it was changed in the first place.

I travel that stretch of road twice a day and I believe that reducing that speed down to 60 kilometers an hour slows the traffic flow down put it back to 80 kilometers please.

**Cobham Drive Speed Limit Reduction Submissions received
17 March - 30 April 2025**

Date submitted: Mar 18, 2025, 05:55 PM

Contribution ID: 3189

Name Phil Evans

Are you giving feedback on behalf of an organisation?

Yes - I am the official spokesperson for: Bike ACTION Hamilton

Would you like to make a verbal submission?

No thanks

Which option do you prefer?

Option 1: keep the existing lower 60kmh speed limit

Tell us your reasons

I am an advocate for safer cycling in Hamilton, and will always support lower speed limits, primarily because if a crash does happen, the damage will be far less severe, both to people and vehicles.

All evidence shows clearly that slower vehicle speeds has the added benefit of making peak hour congestion flow more smoothly, benefitting everyone.

Please keep the speed limit at 60kph.

**Cobham Drive Speed Limit Reduction Submissions received
17 March - 30 April 2025**

Date submitted: Mar 18, 2025, 05:49 PM

Contribution ID: 3188

Name Scott Gray

Are you giving feedback on behalf of an organisation?

No – these are my own personal views

Would you like to make a verbal submission?

No thanks

Which option do you prefer?

Option 2: lift the speed limit back up to 80km/h

Tell us your reasons

I have driven the stretch of road 1000s of times with it being 80ks, never had a problem. The accidents that happen on that stretch is more people not focusing or driving to the conditions.

**Cobham Drive Speed Limit Reduction Submissions received
17 March - 30 April 2025**

Date submitted: Mar 18, 2025, 05:48 PM

Contribution ID: 3187

Name Melissa Harrison

Are you giving feedback on behalf of an organisation?

No – these are my own personal views

Would you like to make a verbal submission?

No thanks

Which option do you prefer?

Option 2: lift the speed limit back up to 80km/h

Tell us your reasons

It shouldn't have been reduced in the first place.

**Cobham Drive Speed Limit Reduction Submissions received
17 March - 30 April 2025**

Date submitted: Mar 18, 2025, 05:36 PM

Contribution ID: 3186

Name Daniel

Are you giving feedback on behalf of an organisation?

No – these are my own personal views

Would you like to make a verbal submission?

No thanks

Which option do you prefer?

Option 2: lift the speed limit back up to 80km/h

Tell us your reasons

The majority want to drive faster and the evidence is clear people don't want to be slowed down by blanket speed reductions.

**Cobham Drive Speed Limit Reduction Submissions received
17 March - 30 April 2025**

Date submitted: Mar 18, 2025, 05:35 PM

Contribution ID: 3185

Name Tania Sherwin

Are you giving feedback on behalf of an organisation?

No – these are my own personal views

Would you like to make a verbal submission?

No thanks

Which option do you prefer?

Option 2: lift the speed limit back up to 80km/h

Tell us your reasons

Keep the city moving. Cars cannot drive at speed in heavy traffic when statistically there is more danger. So to restrict this space when traffic is not heavy and therefore statistically lower risk provides minimal benefit if any, and reduces productivity

**Cobham Drive Speed Limit Reduction Submissions received
17 March - 30 April 2025**

Date submitted: Mar 18, 2025, 05:30 PM

Contribution ID: 3184

Name Felicity Garrett

Are you giving feedback on behalf of an organisation?

No – these are my own personal views

Would you like to make a verbal submission?

No thanks

Which option do you prefer?

Option 1: keep the existing lower 60kmh speed limit

Tell us your reasons

Safer

Easier for people to merge off Normandy ave

**Cobham Drive Speed Limit Reduction Submissions received
17 March - 30 April 2025**

Date submitted: Mar 18, 2025, 05:22 PM

Contribution ID: 3183

Name Rupert Hodgson

Are you giving feedback on behalf of an organisation?

No – these are my own personal views

Would you like to make a verbal submission?

No thanks

Which option do you prefer?

Option 2: lift the speed limit back up to 80km/h

Tell us your reasons

**Cobham Drive Speed Limit Reduction Submissions received
17 March - 30 April 2025**

Date submitted: Mar 18, 2025, 05:22 PM

Contribution ID: 3182

Name Catherine

Are you giving feedback on behalf of an organisation?

No – these are my own personal views

Would you like to make a verbal submission?

No thanks

Which option do you prefer?

Option 1: keep the existing lower 60kmh speed limit

Tell us your reasons

The 70% reduction in crashes is a significant decrease.

**Cobham Drive Speed Limit Reduction Submissions received
17 March - 30 April 2025**

Date submitted: Mar 18, 2025, 05:15 PM

Contribution ID: 3181

Name John Stevenson

Are you giving feedback on behalf of an organisation?

No – these are my own personal views

Would you like to make a verbal submission?

No thanks

Which option do you prefer?

Option 1: keep the existing lower 60kmh speed limit

Tell us your reasons

This section of Cobham Drive is probably the busiest section. The Tristram Street intersection and the Normandy Avenue intersection requires concentration to navigate the options and the lanes if you are unfamiliar or seldom use this section of Cobham Drive. The more time you have to sort out the lanes and the signage, the safer it is to use this section of road. I have followed vehicles who are 1st timers to these intersections and they can change lanes without much warning as they sort out where they need to go. The slower the traffic is moving the more time experienced users have to make allowances for the inexperienced users. 60 km/h makes it safer for everyone.

**Cobham Drive Speed Limit Reduction Submissions received
17 March - 30 April 2025**

Date submitted: Mar 18, 2025, 05:14 PM

Contribution ID: 3180

Name Ngaire Atmore

Are you giving feedback on behalf of an organisation?

No – these are my own personal views

Would you like to make a verbal submission?

No thanks

Which option do you prefer?

Option 1: keep the existing lower 60kmh speed limit

Tell us your reasons

Keeping the existing 60km/h speed limit will keep the proven safety benefits of that speed limit. Crashes have reduced under a 60km/h speed limit.

**Cobham Drive Speed Limit Reduction Submissions received
17 March - 30 April 2025**

Date submitted: Mar 18, 2025, 05:02 PM

Contribution ID: 3179

Name Carole

Are you giving feedback on behalf of an organisation?

No – these are my own personal views

Would you like to make a verbal submission?

No thanks

Which option do you prefer?

Option 2: lift the speed limit back up to 80km/h

Tell us your reasons

The speed limit is too slow and it will be a lot safer at 80 people don't do 60 anyway as that area has been 80 for years and then it gets dropped to 60 for what??

**Cobham Drive Speed Limit Reduction Submissions received
17 March - 30 April 2025**

Date submitted: Mar 18, 2025, 05:01 PM

Contribution ID: 3178

Name Tristan

Are you giving feedback on behalf of an organisation?

No – these are my own personal views

Would you like to make a verbal submission?

No thanks

Which option do you prefer?

Option 2: lift the speed limit back up to 80km/h

Tell us your reasons

Having formerly lived in Hamilton and still working here, this particular section of the road was fairly free from extra traffic and the speed increase would continue to improve the ability of road users to get around Hamilton.

The only real area of concern would be the safety when you are heading back towards the Normandy avenue intersection and there is a somewhat blind corner. In this situation, it would be useful to either trim the hedges or advise caution on this corner as the slip lane / intersection from Hillsborough Tce. also comes onto this road.

Perhaps heading towards Normandy it could be 60 and towards Tristram 80?

Overall though, this section of road seems like it could be safer if raised to 80 in general, as with most of Cobham drive.

**Cobham Drive Speed Limit Reduction Submissions received
17 March - 30 April 2025**

Date submitted: Mar 18, 2025, 05:01 PM

Contribution ID: 3177

Name Ingrid Jones

Are you giving feedback on behalf of an organisation?

No – these are my own personal views

Would you like to make a verbal submission?

No thanks

Which option do you prefer?

Option 1: keep the existing lower 60kmh speed limit

Tell us your reasons

**Cobham Drive Speed Limit Reduction Submissions received
17 March - 30 April 2025**

Date submitted: Mar 18, 2025, 04:56 PM

Contribution ID: 3176

Name Cassandra Wallace

Are you giving feedback on behalf of an organisation?

No – these are my own personal views

Would you like to make a verbal submission?

No thanks

Which option do you prefer?

Option 2: lift the speed limit back up to 80km/h

Tell us your reasons

It's a motorway. To keep traffic moving quickly.

**Cobham Drive Speed Limit Reduction Submissions received
17 March - 30 April 2025**

Date submitted: Mar 18, 2025, 04:53 PM

Contribution ID: 3175

Name Ian Lewis

Are you giving feedback on behalf of an organisation?

No – these are my own personal views

Would you like to make a verbal submission?

No thanks

Which option do you prefer?

Option 1: keep the existing lower 60kmh speed limit

Tell us your reasons

That stretch of road is short, with a sharp bend that often hides queues of traffic. Increasing the speed to 80kmh for such a short stretch of road seems pointless. I believe it's better to keep the traffic speed at 60kmh, avoiding rapid accelerations up to 80kmh, creating more fumes, more noise, and increasing the likelihood of crashes and serious accidents. Please leave the speed limit as is, and keep traffic flow calm and steady, without surges of speed for short stretches of road.

**Cobham Drive Speed Limit Reduction Submissions received
17 March - 30 April 2025**

Date submitted: Mar 18, 2025, 04:51 PM

Contribution ID: 3174

Name Michael Gieseg

Are you giving feedback on behalf of an organisation?

No – these are my own personal views

Would you like to make a verbal submission?

No thanks

Which option do you prefer?

Option 1: keep the existing lower 60kmh speed limit

Tell us your reasons

It is a short piece of inner-city road. 60 km/h will be safer for all drivers and returning it to 80 km/h will be unsafe. The faster driving speed will have virtually no impact on users driving experience and the time to get to their destination. Therefore it makes no logical sense to increase the limit.

**Cobham Drive Speed Limit Reduction Submissions received
17 March - 30 April 2025**

Date submitted: Mar 18, 2025, 04:21 PM

Contribution ID: 3172

Name Matthew Quinn

Are you giving feedback on behalf of an organisation?

No – these are my own personal views

Would you like to make a verbal submission?

No thanks

Which option do you prefer?

Option 1: keep the existing lower 60kmh speed limit

Tell us your reasons

Safety

**Cobham Drive Speed Limit Reduction Submissions received
17 March - 30 April 2025**

Date submitted: Mar 18, 2025, 04:05 PM

Contribution ID: 3171

Name Nicole Aitken

Are you giving feedback on behalf of an organisation?

No – these are my own personal views

Would you like to make a verbal submission?

No thanks

Which option do you prefer?

Option 2: lift the speed limit back up to 80km/h

Tell us your reasons

The road is safe enough to travel at 80km and everyone already speeds on that section as well.

**Cobham Drive Speed Limit Reduction Submissions received
17 March - 30 April 2025**

Date submitted: Mar 18, 2025, 04:02 PM

Contribution ID: 3170

Name Devar Pillay

Are you giving feedback on behalf of an organisation?

No – these are my own personal views

Would you like to make a verbal submission?

No thanks

Which option do you prefer?

Option 2: lift the speed limit back up to 80km/h

Tell us your reasons

Raising the speed limit from 60 to 80 will enhance traffic flow, reduce travel time, and improve overall efficiency on well-maintained roads. Research shows that uniform speed limits help reduce congestion and minimise instances of road rage caused by unnecessary slowdowns. By increasing the speed limit where road conditions allow, we can create a more effective and predictable driving environment while still prioritising safety through enforcement and responsible driving practices.

**Cobham Drive Speed Limit Reduction Submissions received
17 March - 30 April 2025**

Date submitted: Mar 18, 2025, 03:47 PM

Contribution ID: 3169

Name Richard Smith

Are you giving feedback on behalf of an organisation?

No – these are my own personal views

Would you like to make a verbal submission?

No thanks

Which option do you prefer?

Option 1: keep the existing lower 60kmh speed limit

Tell us your reasons

%70 crash reduction

**Cobham Drive Speed Limit Reduction Submissions received
17 March - 30 April 2025**

Date submitted: Mar 18, 2025, 03:43 PM

Contribution ID: 3168

Name Fran Crowther

Are you giving feedback on behalf of an organisation?

No – these are my own personal views

Would you like to make a verbal submission?

No thanks

Which option do you prefer?

Option 1: keep the existing lower 60kmh speed limit

Tell us your reasons

I believe there are positive benefits to the speed reduction.

**Cobham Drive Speed Limit Reduction Submissions received
17 March - 30 April 2025**

Date submitted: Mar 18, 2025, 03:41 PM

Contribution ID: 3167

Name Craig

Are you giving feedback on behalf of an organisation?

No – these are my own personal views

Would you like to make a verbal submission?

No thanks

Which option do you prefer?

Option 2: lift the speed limit back up to 80km/h

Tell us your reasons

We have too keep the country moving, this is a main arterial route and should be 100

**Cobham Drive Speed Limit Reduction Submissions received
17 March - 30 April 2025**

Date submitted: Mar 18, 2025, 03:36 PM

Contribution ID: 3166

Name Judy Sutherland

Are you giving feedback on behalf of an organisation?

No – these are my own personal views

Would you like to make a verbal submission?

No thanks

Which option do you prefer?

Option 1: keep the existing lower 60kmh speed limit

Tell us your reasons

Because there has been a 70% decrease in accidents since the speed limit was reduced to 60kph.

**Cobham Drive Speed Limit Reduction Submissions received
17 March - 30 April 2025**

Date submitted: Mar 18, 2025, 03:36 PM

Contribution ID: 3165

Name Janet Stowell

Are you giving feedback on behalf of an organisation?

No – these are my own personal views

Would you like to make a verbal submission?

No thanks

Which option do you prefer?

Option 2: lift the speed limit back up to 80km/h

Tell us your reasons

The traffic flowed much better at 80km/h.

The reason there are accidents is poor, inattentive driving, not the speed limit.

**Cobham Drive Speed Limit Reduction Submissions received
17 March - 30 April 2025**

Date submitted: Mar 18, 2025, 03:32 PM

Contribution ID: 3164

Name Skye Richards

Are you giving feedback on behalf of an organisation?

No – these are my own personal views

Would you like to make a verbal submission?

Yes, I would like to speak to Elected Members

Which option do you prefer?

Option 1: keep the existing lower 60kmh speed limit

Tell us your reasons

Could it please be pit up to 70? Still safer than 80 but roughly how everyone drives down there

**Cobham Drive Speed Limit Reduction Submissions received
17 March - 30 April 2025**

Date submitted: Mar 18, 2025, 03:30 PM

Contribution ID: 3162

Name Robbie Allen

Are you giving feedback on behalf of an organisation?

No – these are my own personal views

Would you like to make a verbal submission?

No thanks

Which option do you prefer?

Option 2: lift the speed limit back up to 80km/h

Tell us your reasons

Hi, when it was at 80klm, the traffic was flowing. I feel a lot safer compared to the 60klm limit, which is

**Cobham Drive Speed Limit Reduction Submissions received
17 March - 30 April 2025**

Date submitted: Mar 18, 2025, 03:29 PM

Contribution ID: 3161

Name Daniel

Are you giving feedback on behalf of an organisation?

No – these are my own personal views

Would you like to make a verbal submission?

No thanks

Which option do you prefer?

Option 2: lift the speed limit back up to 80km/h

Tell us your reasons

The road is obviously not dangerous at 80kmh, so I shouldn't be ticketed for travelling at that speed if I choose to do so.

**Cobham Drive Speed Limit Reduction Submissions received
17 March - 30 April 2025**

Date submitted: Mar 18, 2025, 03:28 PM

Contribution ID: 3160

Name Brandon

Are you giving feedback on behalf of an organisation?

No – these are my own personal views

Would you like to make a verbal submission?

No thanks

Which option do you prefer?

Option 2: lift the speed limit back up to 80km/h

Tell us your reasons

Everyone does the old speed limit anyway, was waste of taxpayers and ratepayers money to start with, while signs NZ is racking in millions, while poor renters and home owners struggle enough, cost of living is hard enough but few elites in a office chair on 200k a year waste more peoples hard earned money

**Cobham Drive Speed Limit Reduction Submissions received
17 March - 30 April 2025**

Date submitted: Mar 18, 2025, 03:28 PM

Contribution ID: 3159

Name Anthony Billington

Are you giving feedback on behalf of an organisation?

No – these are my own personal views

Would you like to make a verbal submission?

No thanks

Which option do you prefer?

Option 1: keep the existing lower 60kmh speed limit

Tell us your reasons

The lowered speed limit took some getting used to, but now it feels appropriate. Keeping it at the current limit makes it more of a piece with the rest of Cobham Drive (mostly) and, given that people drive recklessly, a 60km/hr limit will reduce any damage resulting from careless overtaking/merging. Any benefit derived from having such a short stretch of road returned to 80 (possibly only making seconds worth of difference to the travel time) will be greatly diminished by the increased risk connected with faster speeds. 60km/hr is fine. Leave it that way. Please.

**Cobham Drive Speed Limit Reduction Submissions received
17 March - 30 April 2025**

Date submitted: Mar 18, 2025, 03:27 PM

Contribution ID: 3158

Name Andrew Wood

Are you giving feedback on behalf of an organisation?

No – these are my own personal views

Would you like to make a verbal submission?

No thanks

Which option do you prefer?

Option 2: lift the speed limit back up to 80km/h

Tell us your reasons

**Cobham Drive Speed Limit Reduction Submissions received
17 March - 30 April 2025**

Date submitted: Mar 18, 2025, 03:25 PM

Contribution ID: 3157

Name Lance Mccaughan

Are you giving feedback on behalf of an organisation?

No – these are my own personal views

Would you like to make a verbal submission?

No thanks

Which option do you prefer?

Option 1: keep the existing lower 60kmh speed limit

Tell us your reasons

When the speed limit was higher there has been many accidents. As a cyclist I do not have cause to use this road, but I do not want to go back to the days of seeing a car wreck (or car gone off the bridge) every few weeks. There is no need for a speed limit above 60km/h at this location. I am sometimes a passenger in a car and do not like the idea that someone can take that bridge and corner at over 60km/h and put my life or others at risk. Normally I am not too fussed if idiot car drivers kill themselves, but the problem is these idiots often take out innocent people. Most drivers can not judge what a safe speed is so will travel at the max speed.

**Cobham Drive Speed Limit Reduction Submissions received
17 March - 30 April 2025**

Date submitted: Mar 18, 2025, 03:22 PM

Contribution ID: 3156

Name David Hemming

Are you giving feedback on behalf of an organisation?

No – these are my own personal views

Would you like to make a verbal submission?

No thanks

Which option do you prefer?

Option 2: lift the speed limit back up to 80km/h

Tell us your reasons

Open your eyes, no one is doing 60 there now.

If we take your logic that reducing speeds lowers accidents, then we should have a maximum speed of 10 kph, then there will be no accidents.

**Cobham Drive Speed Limit Reduction Submissions received
17 March - 30 April 2025**

Date submitted: Mar 18, 2025, 03:22 PM

Contribution ID: 3155

Name Will

Are you giving feedback on behalf of an organisation?

No – these are my own personal views

Would you like to make a verbal submission?

No thanks

Which option do you prefer?

Option 1: keep the existing lower 60kmh speed limit

Tell us your reasons

Safety

**Cobham Drive Speed Limit Reduction Submissions received
17 March - 30 April 2025**

Date submitted: Mar 18, 2025, 03:21 PM

Contribution ID: 3154

Name Alfredo Bernal

Are you giving feedback on behalf of an organisation?

No – these are my own personal views

Would you like to make a verbal submission?

No thanks

Which option do you prefer?

Option 2: lift the speed limit back up to 80km/h

Tell us your reasons

No need to keep the lower limit. Where is the data that showed we saved x number of lives after the speed was reduced?

**Cobham Drive Speed Limit Reduction Submissions received
17 March - 30 April 2025**

Date submitted: Mar 18, 2025, 03:21 PM

Contribution ID: 3153

Name Kiri Crossland

Are you giving feedback on behalf of an organisation?

No – these are my own personal views

Would you like to make a verbal submission?

No thanks

Which option do you prefer?

Option 1: keep the existing lower 60kmh speed limit

Tell us your reasons

I strongly support keeping the lower 60km/h speed limit. While the limit was 80km/h I saw so many near misses, or was involved in them myself. It felt really unsafe turning left onto Cobham Drive from Normandy Ave in peak times, trying to get up to 80km/h so that I could merge into the traffic lane, then break suddenly in order to slow down for the corner and all the traffic that builds up from the roundabout. I much prefer travelling on this route at the 60km/h speed limit. It is easier to merge, safer to come around the corner, and this is just anecdotal, but there seems to be less traffic congestion since the change too.

**Cobham Drive Speed Limit Reduction Submissions received
17 March - 30 April 2025**

Date submitted: Mar 18, 2025, 02:44 PM

Contribution ID: 3149

Name Wade Cozens

Are you giving feedback on behalf of an organisation?

No – these are my own personal views

Would you like to make a verbal submission?

No thanks

Which option do you prefer?

Option 2: lift the speed limit back up to 80km/h

Tell us your reasons

**Cobham Drive Speed Limit Reduction Submissions received
17 March - 30 April 2025**

Date submitted: Mar 18, 2025, 12:35 PM

Contribution ID: 3148

Name Kyleesha Pohe

Are you giving feedback on behalf of an organisation?

No – these are my own personal views

Would you like to make a verbal submission?

No thanks

Which option do you prefer?

Option 2: lift the speed limit back up to 80km/h

Tell us your reasons

Majority of traffic still go 80km/h on Cobham Drive so there's no sense in keeping it 60

**Cobham Drive Speed Limit Reduction Submissions received
17 March - 30 April 2025**

Date submitted: Mar 18, 2025, 11:31 AM

Contribution ID: 3146

Name Pierre

Are you giving feedback on behalf of an organisation?

No – these are my own personal views

Would you like to make a verbal submission?

No thanks

Which option do you prefer?

Option 1: keep the existing lower 60kmh speed limit

Tell us your reasons

**Cobham Drive Speed Limit Reduction Submissions received
17 March - 30 April 2025**

Date submitted: Mar 18, 2025, 09:49 AM

Contribution ID: 3145

Name Alison Sharp

Are you giving feedback on behalf of an organisation?

Yes - I am the official spokesperson for: Sharp Planning Solutions Ltd

Would you like to make a verbal submission?

No thanks

Which option do you prefer?

Option 1: keep the existing lower 60kmh speed limit

Tell us your reasons

reminds people they are in the city. safer

**Cobham Drive Speed Limit Reduction Submissions received
17 March - 30 April 2025**

Date submitted: Mar 18, 2025, 05:56 AM

Contribution ID: 3143

Name Christopher Lemon

Are you giving feedback on behalf of an organisation?

No – these are my own personal views

Would you like to make a verbal submission?

No thanks

Which option do you prefer?

Option 1: keep the existing lower 60kmh speed limit

Tell us your reasons

60km/h is a safer speed limit for this section of road especially with the blind corner in traffic at the Tristram Street end. Average speed through this section I would imagine would be under 60km/h anyway.

**Cobham Drive Speed Limit Reduction Submissions received
17 March - 30 April 2025**

Date submitted: Mar 17, 2025, 09:22 PM

Contribution ID: 3141

Name Trevor MacRae

Are you giving feedback on behalf of an organisation?

No – these are my own personal views

Would you like to make a verbal submission?

No thanks

Which option do you prefer?

Option 2: lift the speed limit back up to 80km/h

Tell us your reasons

The Statement:

Crash data shows a 70% decrease since the speed limit was lowered in June 2023.

Opinion:

The speed limit used to be 80km/hr. all seemed to go well from my observations on this road.

I do not recall viewing & or any recognition of major road accidents on this stretch of road both hearsay & or via the Waikato Times to which we have subscribed to for some +20 years.

To read of a 70% reduction seems very questionable.

**Cobham Drive Speed Limit Reduction Submissions received
17 March - 30 April 2025**

Date submitted: Mar 17, 2025, 09:12 PM

Contribution ID: 3140

Name J Taylor

Are you giving feedback on behalf of an organisation?

No – these are my own personal views

Would you like to make a verbal submission?

No thanks

Which option do you prefer?

Option 1: keep the existing lower 60kmh speed limit

Tell us your reasons

This section of Cobham Drive has hidden traffic queues so it makes sense to keep it at 60km for safety. I can't see it adding much more than a few seconds to peoples travel but can obv save lives.

**Cobham Drive Speed Limit Reduction Submissions received
17 March - 30 April 2025**

Date submitted: Mar 17, 2025, 08:53 PM

Contribution ID: 3138

Name Colin Sargeant

Are you giving feedback on behalf of an organisation?

No – these are my own personal views

Would you like to make a verbal submission?

No thanks

Which option do you prefer?

Option 1: keep the existing lower 60kmh speed limit

Tell us your reasons

It IS a city street, It is ludicrous to have such a short length of road different to all else.
Speed limits in all city streets need to more uniform to educate and police, to maintain a style of driving
for all and not for parts to become race courses and others to be obstacle courses.

**Cobham Drive Speed Limit Reduction Submissions received
17 March - 30 April 2025**

Date submitted: Mar 17, 2025, 08:36 PM

Contribution ID: 3137

Name Lyall Duffus

Are you giving feedback on behalf of an organisation?

No – these are my own personal views

Would you like to make a verbal submission?

No thanks

Which option do you prefer?

Option 2: lift the speed limit back up to 80km/h

Tell us your reasons

I strongly support Option 2 (change back to the previous 80km/h speed limit). You can clearly see from your own data that the only fatal crash was after you lowered the speed limit, so by your own data your logic about retaining the 60km/h speed limit "for safety reasons" is simply flawed, and untruthful. Prior to the speed reduction it's been 80km/h for as long as I remember, with no real safety issues.

**Cobham Drive Speed Limit Reduction Submissions received
17 March - 30 April 2025**

Date submitted: Mar 17, 2025, 07:53 PM

Contribution ID: 3136

Name Samuel McCabe

Are you giving feedback on behalf of an organisation?

No – these are my own personal views

Would you like to make a verbal submission?

No thanks

Which option do you prefer?

Option 1: keep the existing lower 60kmh speed limit

Tell us your reasons

Higher speeds are dangerous and increase risk of crashes and of serious crashes.

This road has poor visibility around bends and high speeds are unsafe, especially with hidden traffic queues.

It is unpleasant for park users to be near the noise of high speed traffic, and also unsafe.